



BOSCH

Invented for life



Rangehood Range.

Leave your kitchen feeling fresh
and clean, all with quiet efficiency.



Why choose Bosch?



Quality comes from experience.

All Bosch products are manufactured to highest possible standards, using only premium quality materials. We undertake quality and endurance tests for our products under continuous usage conditioning. Not a single appliance leaves our factory until it has been proven to meet our high standards.



Sustainability.

Bosch products have been manufactured with the aim of minimising their impact on the environment. The signet stands for the resource-efficiency of our products – quite simply, for their 'Green Technology'.



Extensive Customer Service Network.

Our friendly Bosch Customer Care team is on-hand to provide competent, reliable assistance. Before or after purchase, the Bosch team will be happy to advise you on products, their use and special functions. To get in contact with our Bosch team, call us on 0800 245 700 or email us at aftersales.nz@bshg.com.



Reliability Guaranteed.

We offer a 2 year manufacturer warranty on all our appliances. The appliance must be registered with the warranty card or online at www.bosch-home.co.nz/mybosch



Relax in a quieter kitchen with family and friends.


A few decibels can make the difference between harmful, loud and pleasant. Operating at 40dB(A)*, our quietest rangehood means you can have it on while listening to music, enjoying a conversation or while your baby rests.

Silence

Noise is measured in numeric decibels or dB(A), and we have made our Bosch rangehoods so quiet you hardly notice them. It is important to note that a few decibels can make a huge difference.

EcoSilence Drive motor

The EcoSilence Drive motor operates without carbon brushes, eliminating the disadvantages of conventional motors. Instead of energy loss, wear and noise, you get efficiency, durability, and smooth operation. To reduce motor noise even further (1dB(A) noise reduction compared to other motors), we have optimised the airflow inside the hood. The result: low noise levels with high power.



*Features vary depending on models. Please check individual product specifications.



Wall-mounted Rangehoods



Series 8 90cm Inclined Wall-mounted Black Glass Canopy Rangehood DWK98PR60B

Power Functions

840m³/h maximum extraction capacity with rim ventilation
3 power settings + 2 intensive setting with automatic revert to previous setting
EcoSilence Drive motor

Convenience

Noise level: 41dB at minimum level (150mm ducted)
TouchControls for power and lighting
Automatic run on time 10 mins
Air Quality sensor
Cooktop to Rangehood: rangehood settings can be controlled by the cooktop (on selected Bosch cooktops only)
LED lighting with SoftLight dimmer function
Perfect Air function

Cleaning

Dishwasher safe metal grease filters

Dimensions (HxWxD)

957-1227 x 894 x 548 mm
(ducted or recirculated)

Series 8 90cm Wall-mounted Stainless Steel Canopy Rangehood DWB91PR50A

Power Functions

920m³/h maximum extraction capacity
3 power settings + 2 intensive setting with automatic revert to previous setting
EcoSilence Drive motor

Convenience

Noise level: 45dB at minimum level (150mm ducted)
TouchControls for power and lighting
Automatic run on time 10 mins
Air Quality sensor
Cooktop to Rangehood: rangehood settings can be controlled by the cooktop (on selected Bosch cooktops only)
LED lighting with SoftLight dimmer function
Perfect Air function

Cleaning

Dishwasher safe metal grease filters

Dimensions (HxWxD)

628-954 x 900 x 500 mm
(ducted or recirculated)

Series 6 90cm Wall-mounted Stainless Steel Canopy Rangehood DWB98JR50A

Power Functions

790m³/h maximum extraction capacity
3 power settings + 2 intensive setting with automatic revert to previous setting
EcoSilence Drive motor

Convenience

Noise level: 46dB at minimum level (150mm ducted)
TouchControls for power and light
Automatic run on time 10 mins
Air Quality sensor
Cooktop to Rangehood: rangehood settings can be controlled by the cooktop (on selected Bosch cooktops only)
LED lighting with SoftLight dimmer function
Perfect Air function

Cleaning

Dishwasher safe metal grease filters

Dimensions (HxWxD)

628-954 x 900 x 500 mm
(ducted or recirculated)

Series 6 90cm Wall-mounted Stainless Steel Canopy Rangehood DWB97LM50A

Power Functions

670m³/h maximum extraction capacity
3 power settings + 1 intensive setting with automatic revert to previous setting
EcoSilence Drive motor

Convenience

Noise level: 45dB at minimum level (150mm ducted)
TouchControls for power and light
LED lighting

Cleaning

Dishwasher safe metal grease filters

Dimensions (HxWxD)

628-954 x 900 x 500 mm
(ducted or recirculated)

Bosch Rangehoods.

Our rangehoods swiftly and reliably extract odours and grease particles from your kitchen. They create a consistently fresh ambience before, during and after cooking. At the same time, they perfectly illuminate your worktop area and still look good even after all that hard work. Selected Bosch rangehoods feature the CleanAir module that eliminates odours with the recirculation system just as effectively as a ducted system.



Wall-mounted Rangehoods: Powerful performance, restrained design.

Our wall-mounted rangehoods are available in a number of designs, which fit beautifully into any style of kitchen, providing effective ventilation that you'll barely see.



Integrated Rangehoods: Plenty of installation options, unique performance.

Great performance in a tiny space. These neatly concealed rangehoods are housed within a kitchen unit or chimney, offering you maximum design freedom in the kitchen.

Series 8

Our Series 8 rangehoods offer high quality design, combined with leading edge technologies, including automatic extraction rate control with the PerfectAir sensor, making the kitchen a more pleasant environment.

Series 6

Ultimate convenience and tasteful design make our Series 6 rangehoods an asset to any kitchen. Electronic controls give you ease of use alongside elegant LED lighting.

Series 4

Our Series 4 rangehoods are quiet and easy to use, all within an impressive modern design, ensuring your kitchen has a comfortable atmosphere, free of cooking steam and disruptive noise.

Series 2

Our Series 2 rangehoods make your life easier, with easy to use controls and dishwasher proof metal grease filters for greater convenience.

Integrated Rangehoods



Series 4 90cm Wall-mounted Stainless Steel Canopy Rangehood DWB97DM50A

Power Functions

710m³/h maximum extraction capacity
3 power settings

Convenience

Noise level: 52dB at minimum level
(150mm ducted)

TouchControls for power and light
LED lighting

Cleaning

Dishwasher safe metal grease filters

Dimensions (HxWxD)

635-965 x 900 x 500 mm
(ducted or recirculated)

Series 2 90cm Wall-mounted Stainless Steel Canopy Rangehood DWP96BC50A

Power Functions

600m³/h maximum extraction capacity
3 power settings

Convenience

Noise level: 51dB at minimum level
(150mm ducted)

Push button controls for power and light
LED lighting

Cleaning

Dishwasher safe metal grease filters

Dimensions (HxWxD)

799-975 x 900 x 500 mm
(ducted or recirculated)

Series 2 60cm Wall-mounted Stainless Steel Canopy Rangehood DWP66BC50A

Power Functions

570m³/h maximum extraction capacity
3 power settings

Convenience

Noise level: 49dB at minimum level
(150mm ducted)

Push button controls for power and light
LED lighting

Cleaning

Dishwasher safe metal grease filters

Dimensions (HxWxD)

799-975 x 900 x 500 mm
(ducted or recirculated)

Series 8 86cm Integrated Rangehood

DHL895DAU

Power Functions

800m³/h maximum extraction capacity
with rim ventilation

3 power settings + 1 intensive setting with
automatic revert to previous setting
EcoSilence Drive motor

Convenience

Noise level: 41dB at minimum level
(150mm ducted)

Push button controls for power and light
LED lighting with dimmer function

Cleaning

Dishwasher safe metal grease filters

Dimensions (HxWxD)

Product: 418 x 700 x 282 mm

Built-in: 418 x 676 x 264mm
(ducted or recirculating)



Cooktop with Ventilation:
The best of our cooktops
and rangehoods combined.

Our new cooktop with an integrated ventilation module, extracts steam and odours at their source, so you can focus on the most important thing: cooking. No matter if you require a recirculation system or ducted system, the compact design offers flexibility when planning your kitchen.

**FlexInduction Cooktop
with Ventilation**



Ventilation accessories required, refer to Cooktop Range.

Series 6
70cm Integrated Rangehood
DHL785BAU

Power Functions
730m³/h maximum extraction capacity with rim ventilation
3 power settings + 1 intensive setting with automatic revert to previous setting

Convenience
Noise level: 53dB at minimum level (150mm ducted)
Push button controls for power and light LED lighting

Cleaning
Dishwasher safe metal grease filters

Dimensions (HxWxD)
Product: 418 x 700 x 282 mm
Built-in: 418 x 676 x 264mm (ducted or recirculating)

Series 4
73cm Integrated Rangehood
DHL755BAU

Power Functions
650m³/h maximum extraction capacity
3 power settings + 1 intensive setting

Convenience
Noise level: 50dB at minimum level (150mm ducted)
Slide controls for power and light LED lighting

Cleaning
Dishwasher safe metal grease filters

Dimensions (HxWxD)
Product: 255 x 730 x 380 mm
Built-in: 255 x 700 x 350mm (ducted or recirculating)

Series 4
53cm Integrated Rangehood
DHL555BAU

Power Functions
650m³/h maximum extraction capacity
3 power settings + 1 intensive setting

Convenience
Noise level: 41dB at minimum level (150mm ducted)
Slide controls for power and light LED lighting

Cleaning
Dishwasher safe metal grease filters

Dimensions (HxWxD)
Product: 255 x 530 x 380 mm
Built-in: 255 x 500 x 350mm (ducted or recirculating)

Series 8
80cm FlexInduction Cooktop with Ventilation
PXX875D34E

Heating functions
4 Induction cooking zones
2 FlexInduction zones for large pans or multiple smaller pans
17 power levels
PowerBoost and ShortBoost for each zone

Convenience
Electronic DirectSelect Premium touch controls
Dual timer with auto switch-off for each zone
PerfectFry sensor with 5 automatic frying programs
PerfectCook sensor
MoveMode: 3 automatic power levels
QuickStart
ReStart
Energy consumption display
EcoSilence Drive motor
PerfectAir sensor
690m³/h extraction rate

Cleaning
WipeProtection: pauses all settings for easy cleaning while cooking
Dishwasher safe stainless steel grease filters

Safety
2-stage residual heat indicators
Child lock

Dimensions (HxWxD)
205 x 816 x 527mm

Advanced features and functions for everyday use.*



Cleaning

Automatic power revert.*

When the intensive setting is selected, it can be set to automatically revert to a pre-defined setting after a short period of time.

LED lighting.*

The new LED lights offer a longer lifetime and use less energy than older style halogen lighting. Additional convenience is offered with SoftLight which gently fades lighting in and out with dimmer function.

Variable power settings.*

All Bosch rangehoods feature variable power settings, which can be set to effectively remove odours, smoke and moisture caused by cooking. Many models also feature an intensive extraction setting, which gives an extra boost to the performance when required.

No space for a rangehood?
See our 2-in-1 cooktop with integrated ventilation



Convenience

PerfectAir sensor.*

PerfectAir continuously monitors the air and automatically adapts the extraction rate to the amount of odour present. At the same time, it reduces the noise level because it only activates the lowest extraction rate necessary.

Cooktop to Rangehood control.*

Control your rangehood via your cooktop with cooktop to rangehood control. When the cooktop is turned on, the hood also switches on and thanks to PerfectAir, automatically extracts at the correct power level. If preferred, the rangehood can be controlled manually.

Electronic filter saturation indicator.*


For maximum extraction efficiency, an illuminated light indicates when the filter needs cleaning. For hassle-free cleaning, the one-piece filter can be loaded into your Bosch dishwasher.

Electronic control.*

3 power levels + 2 additional intensive settings, automatic run-on, filter saturation indicator, automatic power revert and SoftLight with dimmer function; control at your fingertips.

Electronic button control.*

This control provides you with 3 power levels + 1 intensive setting. There's also a push-button for turning the lights on and off. And to make operation even easier, the buttons are back-lit.



Performance

Dishwasher-safe metal filters.*

For easy cleaning, all Bosch filters can be safely loaded into any Bosch dishwasher for sparkling clean results.

Metal grease filter.*

Metal grease filters are required for ducted and recirculating systems to filter grease and other solid particles out of the extracted air. To make sure these filters operate at maximum efficiency, they should be cleaned about twice a month.

Stainless steel filter.*

The stainless steel filter provides an exceptionally high level of grease absorption. It is concealed behind an elegant stainless steel cover with a stainless steel handle.

Rim ventilation filter.*

With its smooth uninterrupted surface and grease separation of 80-92%,* the rim ventilation filter from Bosch has a multi-patented filter sealing system and flow-optimised filter system with 12-layer filter mats.

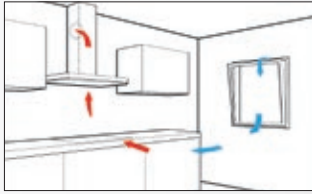
Extraction rates.*

Air extraction is measured using room volume. This is calculated by multiplying Length x Width x Height. Bosch rangehoods offer powerful maximum extraction rates for when you are cooking up a storm in the kitchen. While the variable power settings allow you to navigate just the extraction power you need for each meal.

*Features vary depending on models. Please check individual product specifications.

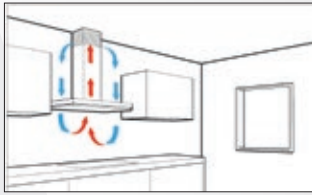
With recirculation you save a hole in the wall.

You don't need to externally exhaust the air duct. The Bosch CleanAir modules will eliminate more than 90% of odours from your kitchen just as effectively as a ducted system – and here's why.



Ducted extraction

Ducting out is the most effective method of extraction. Ideally the rangehood should be sited on an outside wall, or an outside wall can be reached via ducting. All Bosch extractors are now standardised to facilitate a 150mm diameter outlet for maximum performance, although smaller ducting can be used if required. Please refer to the installation guide for further advice on best practice installation.



Recirculation kit

Odours are extracted and filtered, then purified air is returned to the room. The kit comprises of a carbon filter and all components needed to ensure that odour free air is returned into the kitchen. To maintain performance, the carbon filter should be replaced on a regular basis. A recirculation kit needs to be purchased as a separate accessory.

Recirculation operating principle.

The recirculation operation of a rangehood is based on the principle of air exchange. Instead of extracting kitchen vapours to the outside like a ducted system and taking in fresh air through the window, the vapours are filtered and purified in recirculation operation. The air is constantly renewed in a continuous cycle. An active carbon filter is always required for the purpose: either as a standard active carbon filter or CleanAir module.

Three options for recirculation.



Standard Active carbon filter.*

You can choose the recirculation starter kit for recirculation operation. This can be installed on the inner of the chimney giving an integrated look. It contains an active carbon filter, which eliminates unpleasant odours and is easy to install and replace. Use up to 6 months before replacing.



CleanAir Module.*

New optimised design of the CleanAir Module allows the module to be installed on the outer of the chimney of the hood, giving an integrated installation look. The standard CleanAir Module has a active carbon filter treated with anti-fish coating. Or you can choose the CleanAir Module with regenerative active carbon filter, which you must replace at least every 10 years and the filter can be regenerated up to 30 times with more than 90% odour reduction.



CleanAir Module - Integrated.*

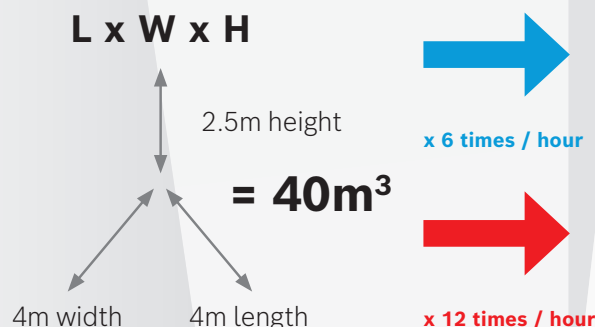
New optimised design of the CleanAir Module allows the module to be installed fully integrated inside the chimney of the hood, providing an elegant hidden look. You can easily choose the CleanAir Module, which has an active carbon filter treated with anti-fish coating. Alternatively you can choose the CleanAir regenerative active carbon filter, which you can use up to 10 years and the filter can be regenerated up to 30 times with more than 90% odour reduction.

What extraction rate do I need?

It is recommended that air be extracted (or exchanged) in a room depending on your type of cooking: minimum of 6 times per hour; and a maximum of 12 times per hour.

Air extraction is measured using room volume. This is calculated by multiplying Length x Width x Height.

Bosch extraction rates are tested inline with EU standards.



240m³


necessary air extraction rate at normal use (simmering on 2-3 hotplates)



480m³

necessary air extraction rate at intensive use (e.g. strong frying activities)

*Features vary depending on models. Please check individual product specifications.

Discover our accessories.

Chimney extensions		
		
<p>DWZ0AK5K0 Chimney Extension 1000mm For Bosch rangehood: DWK98PR60B</p> <p>DWZ0AX5L0 Chimney Extension 1500mm For Bosch rangehood: DWK98PR60B</p>	<p>DHZ1223 Chimney Extension 1000mm For Bosch rangehoods: DWB97DM50A DWB97LM50A DWB91PR50A</p> <p>DHZ1233 Chimney Extension 1500mm For Bosch rangehoods: DWB97DM50A DWB97LM50A DWB91PR50A DWB91PR50A</p>	<p>DHZ1224 Chimney Extension 500mm For Bosch rangehoods: DWP66BC50A DWP96BC50A</p> <p>DHZ1234 Chimney Extension 750mm For Bosch rangehoods: DWP66BC50A DWP96BC50A</p>

Filters		
		
<p>DSZ5201 CleanAir active carbon filter For Bosch rangehoods: DWB97DM50A DWB97LM50A DWB91PR50A DWK98PR60B DWP66BC50A DWP96BC50A</p>	<p>DZZ0XX0P0 CleanAir active carbon filter Regenerative For Bosch rangehoods: DWB97DM50A DWB97LM50A DWB91PR50A DWK98PR60B DWP66BC50A DWP96BC50A</p>	<p>DHZ5276 Active carbon filter For Bosch rangehoods: DWP66BC50A DWP96BC50A</p>

Discover our Bosch home appliance range.



Washing Machine Range.



Dryer Range.



Dishwasher Range.



Floorcare Range.



Refrigeration Range.



Cooktop Range.



Oven and Compact Range.



Freestanding Cooker Range.

BSH Home Appliances Ltd
Level 3, Air New Zealand Building
Smales Farm
74 Taharoto Road
Takapuna
Auckland 0622
PO Box 33-1033
Takapuna
Auckland 0740
Phone: 0800 807 723

Customer Service


Phone: 0800 245 700
Email: aftersales.nz@bshg.com

www.bosch-home.co.nz

Accessories and spare parts

www.bosch-home.co.nz/shop

Follow us at



Whilst every care has been taken in the preparation of this publication, BSH does not warrant the accuracy or completeness of the information in this publication and BSH reserves the right to alter specifications without notice. To the extent permitted by law, BSH excludes all liability, including negligence, for any loss incurred in reliance on the contents of this publication.

Printed in New Zealand

October 2019