

ALEX GROUP AUS PTY LTD
Website: www.lafeme.com.au

Warranty : 24 Months replacement products or parts & labour

LAFEME

CERTIFICATIONS:

026112, 030060
030061
-
WMTS 051:2016, AS1172.1:2014
AS1172.2:2014



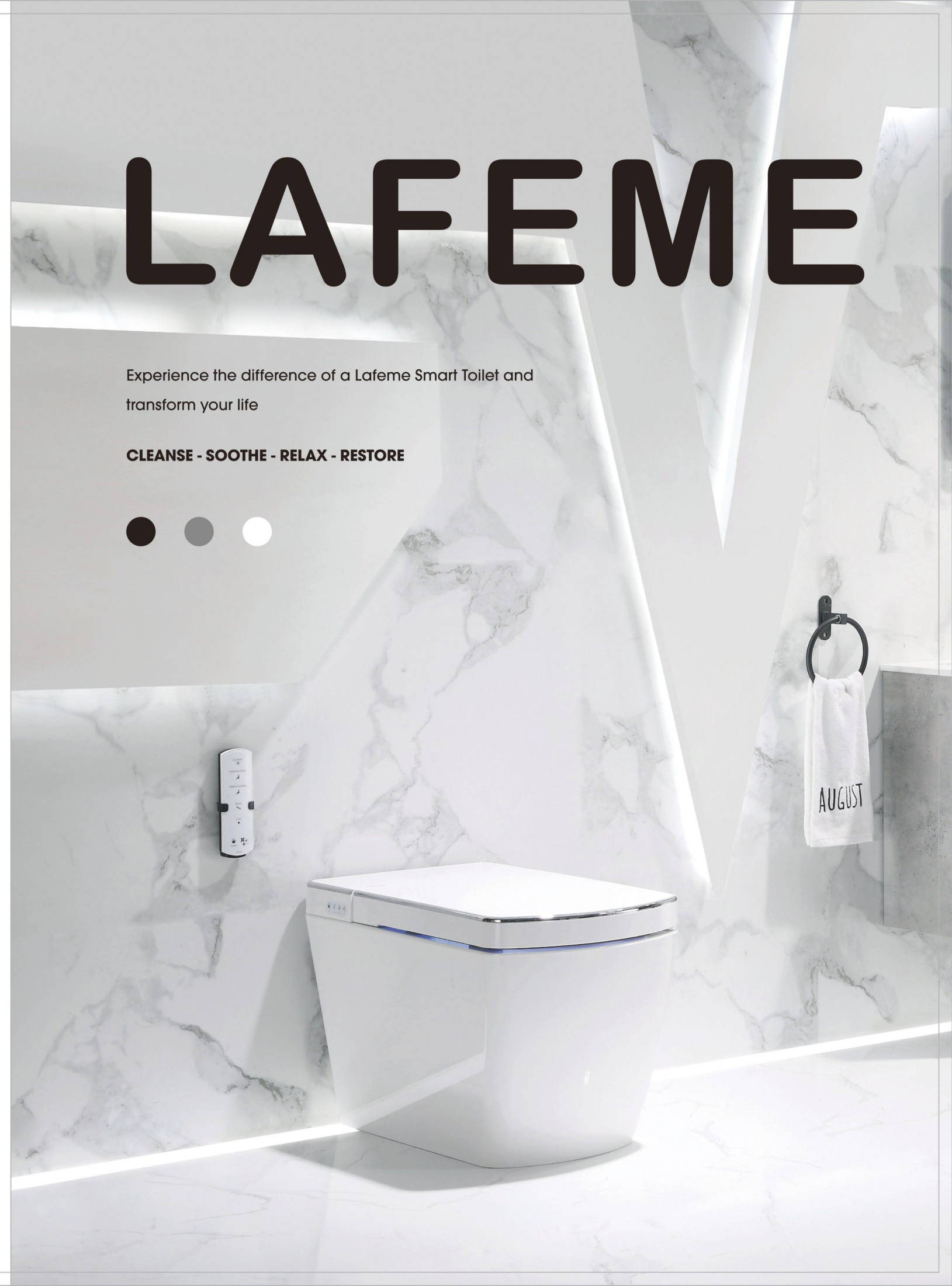
IEC 60335-2-84
MEETS IPX4



LAFEME

Experience the difference of a Lafeme Smart Toilet and
transform your life

CLEANSE - SOOTHE - RELAX - RESTORE

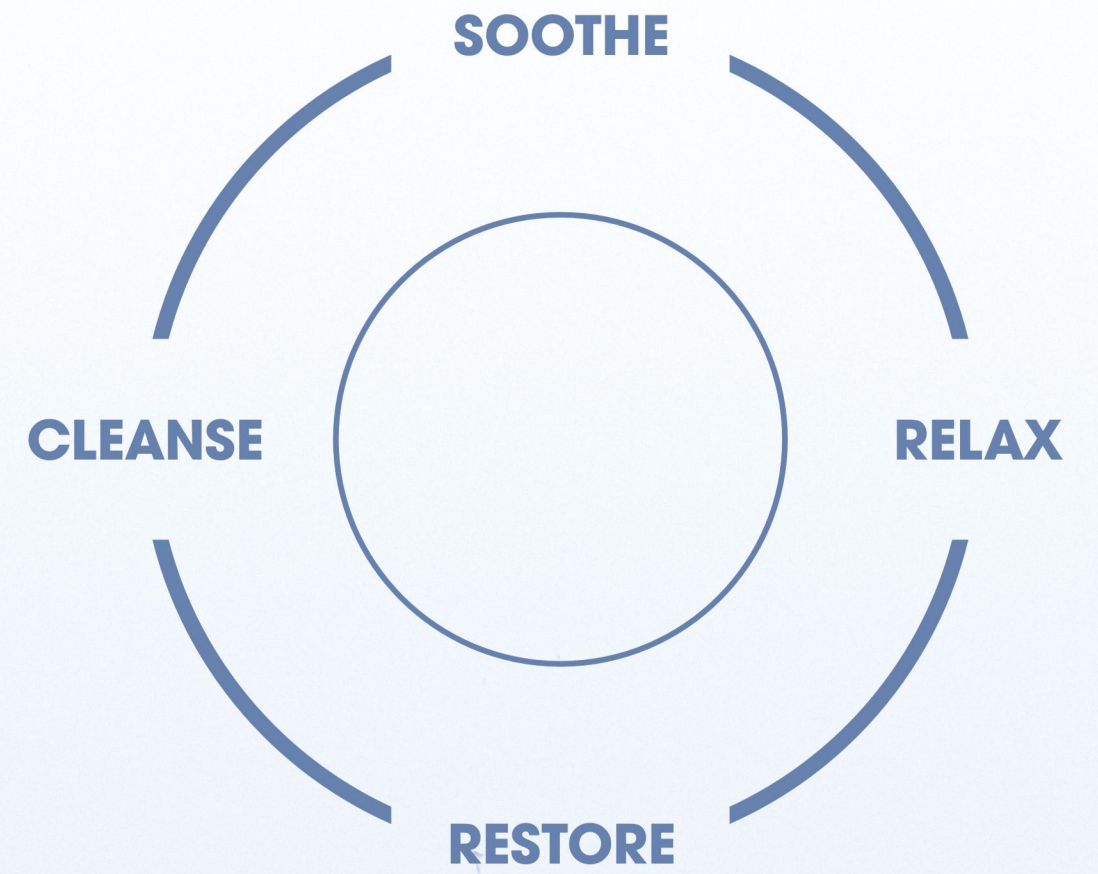


INTELLIGENT

One toilet with Comfort and Ease



LAFEME





POSTERIOR WASH

Large aerated water droplets are dispersed with firm or adjustable water pressure to offer a complete cleanse.



FEMININE WASH

Large aerated water droplets are gently dissipated via a perforated nozzle for a complete intimate cleanse.



OXYGEN-ENRICHED CLEANING

New clean cleaning method, mix 30% air and comfortable water flow full of bubbles.



SELF-CLEANING NOZZLE

Autocleaning retractable nozzle preventing cross contamination.

CLEANSE

Lafeme's Smart Toilet offers a tailored cleansing experience using a hygienic stream of water. Oxygen enriched water dissipates soft soothing bubbles for an ultimate cleanse. Innovative and effortless with adjustable water temperature and an oscillating spray arm that provides a cleansing spray pattern to suit your needs. Choose from firm rear cleansing, soft rear cleansing, total cleansing or feminine wash.





SOOTHE

Experience ultimate convenience and control all toilet functions with the app intelligent remote control or the quick side press panel.

Enjoy the health benefits of the anti-bacterial seat that prevents germ growth and the convenience of the activated carbon feature that deodorises and neutralises unpleasant odours.

Feel comfortable knowing that waste is eliminated using a high suction, siphon jet flush and that a rotating water current ensures all waste is removed every time.

Enjoy the night light feature and the five adjustable water pressure settings that minimise water wastage.



STRONG WHIRLPOOL

Waste is eliminated using a high suction siphon jet-flush. A rotating water current ensures complete waste removal after every use.



APP

Operation without remote control is possible.





RELAX & RESTORE

Relax with Lafeme's Smart Toilet and enjoy ultimate comfort with five heated seat temperatures, automatic cover opening, closing and auto flush.

Discover the pleasure of a spa massage as water jets pulsate to provide a restorative spa sensation.

Enjoy clean health and optimal wellness with instant hot water, warm air drying and self-cleaning spray arm that prevents cross infection.



HEATED SEAT

Seat heating functions are 5 levels of temperature, adjusted to meet different temperature requirements in different seasons.



WARM DRYING

Warm air brings more delicate care to skin that can dry quicker.



SPA MASSAGE

Water jets pulsate to provide a restorative spa sensation.



AUTO OPEN

When the person approaches the induction turns open the cover immediately, eliminate the use of both hands.



AUTO FLUSH

Automatically flush after use.



FLUSH WITH BATTERY

All operational buttons if you have no remote or power outage.

- 5 levels of temperature
- Overheating protection
- For different seasons



Ambient temperature



- Stainless steel drying rod
- More concentrated in wind and heat
- Stretch drying
- Large air outlet
- Fast drying speed



Ambient temperature





RIMLESS DESIGN



SELF-CLEANING GLAZE



EASY TO CLEAN



AS BRIGHT AS NEW

NO CISTERN



HEALTH


The tankless design draws water directly from the mains, therefore the bacteria growth is minimised.



ENERGY SAVING

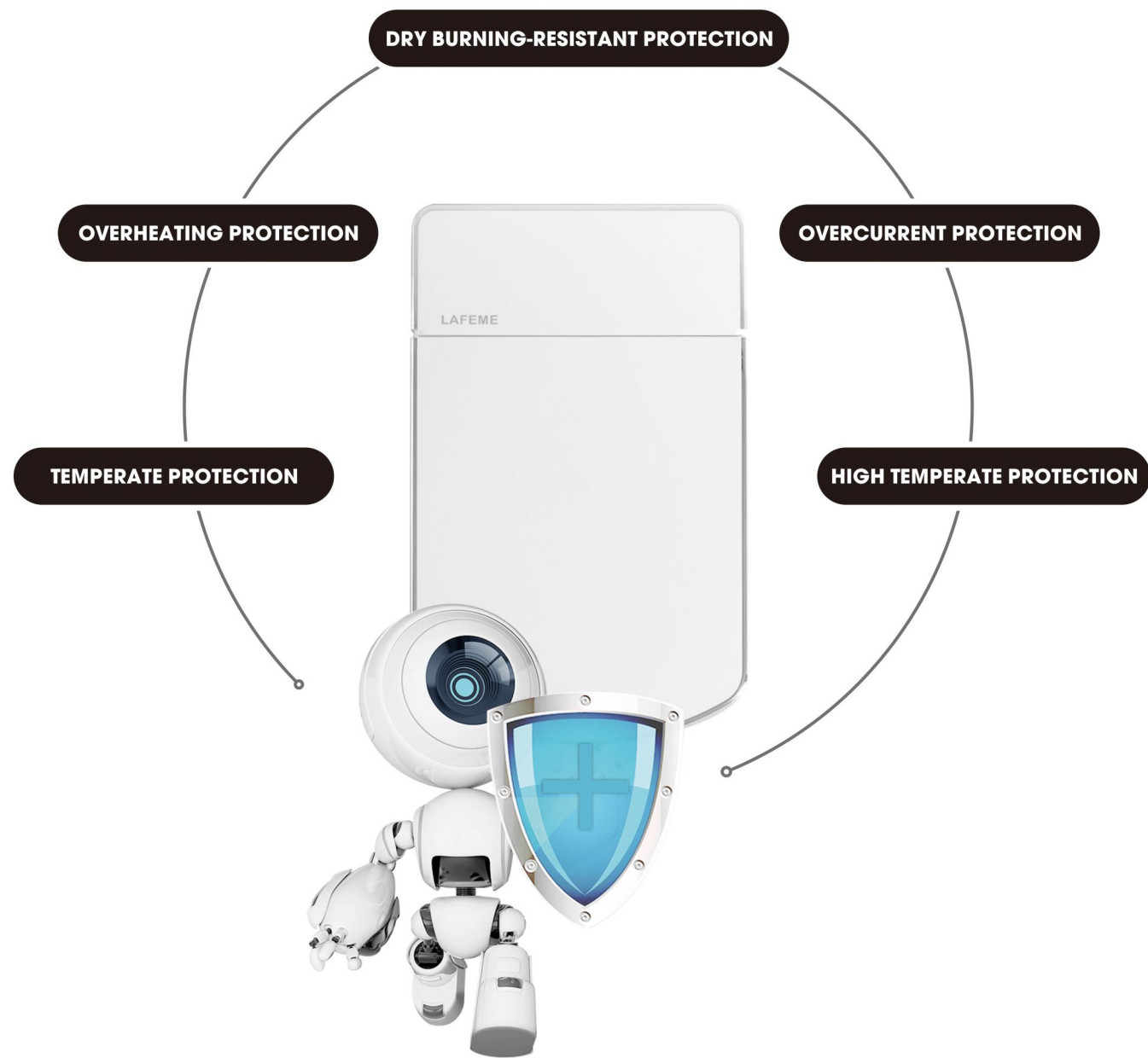
The unit is inaudible and energy efficient as it automatically enters sleep mode when not in use.

Functional & Cost Effective



Intelligent chip and energy conservation
Instant heat and intelligent constant temperature

5 SAFE GUARDS





ST17:LUCCI

Size :
650*400*450 mm

Water pressure regulation :
5 choices

Temperature regulation :
5 choices

Material :
CERAMIC PAN

Water flow requirement :
5L/15S

Environment temperature :
0-40 ° C

S trap set out :
300mm

Function :



Auto open/close



Auto flush



SPA massage



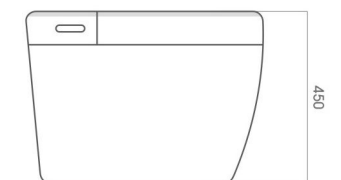
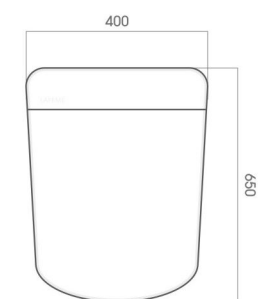
Rimless



Flush with battery



APP





ST18:LECA

Size: 650*400*430 mm

Water pressure regulation: 5 choices

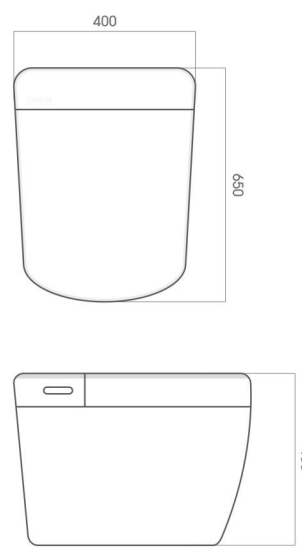
Temperature regulation: 5 choices







Material: ABS PAN

Water flow requirement: 5L/8S

Environment temperature: 0-40 ° C

S trap set out: 150mm



- Function:**
-  Auto open/close
 -  Auto flush
 -  SPA massage
 -  Rimless
 -  Flush with battery
 -  APP



ST19:BLOC

Size: 650*400*450 mm

Water pressure regulation: 5 choices





Material: CERAMIC PAN

Temperature regulation: 5 choices

Environment temperature: 0-40 ° C

Water flow requirement: 5L/15S

S trap set out: 300mm

- Function:**
-  Auto flush
 -  SPA massage
 -  Rimless
 -  Flush with battery

ST20:GLANCE

Size: 650*400*430 mm

Water pressure regulation: 5 choices





Material: ABS PAN

Temperature regulation: 5 choices

Environment temperature: 0-40 ° C

Water flow requirement: 5L/8S

S trap set out: 150mm

- Function:**
-  Auto flush
 -  SPA massage
 -  Rimless
 -  Flush with battery



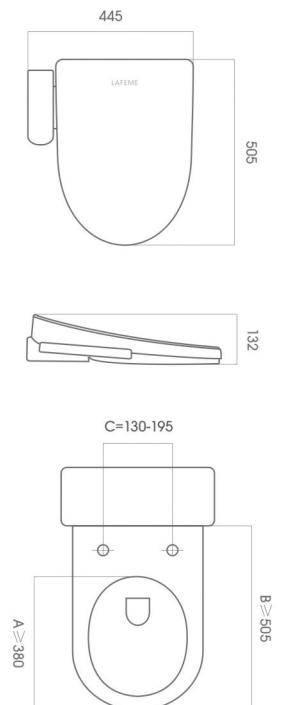
BS45: MEDINA

Size: 505*445*132 mm **Rate frequency:** 50Hz **Electrical:** 220V-240V

Material: ABS **Water pressure requirement:** 0.07-0.75Mpa **Power:** 1450W

Wet area rated:
IPX4

Function:





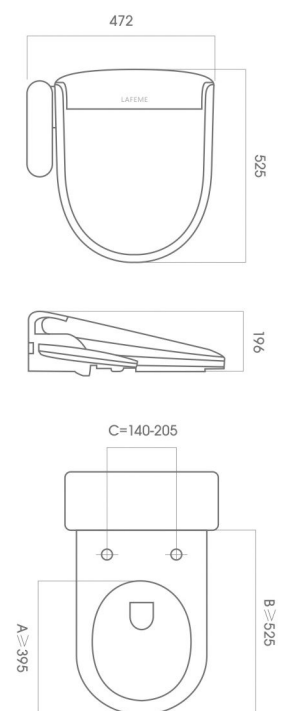
BS15-LUXURY:GLADYS

Size: 525*472*196 mm **Rate frequency:** 50Hz **Electrical:** 220V-240V

Material: ABS **Water pressure requirement:** 0.15-0.75Mpa **Power:** 650W

Wet area rated:
IPX4

Function:





FB104:UNA

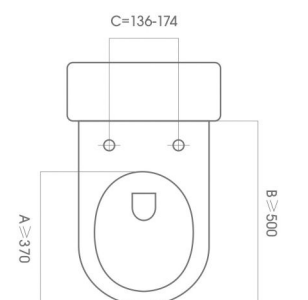
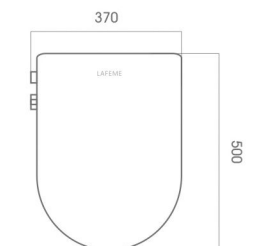
Size : 500*370*60 mm **Adaptable water pressure** 0.07-0.8Mpa **T-Connection :** 1/2*Plastic Connection

Include:
Toilet Seat, a set of complete accessories for steady installation, tube etc.

Material:
PP

Function :

- 
 Posterior wash
- 
 Feminine wash
- 
 Nozzle cleaning
- 
 Soft-Closing
- 
 Easy assemble and disassemble





FB108:VERA

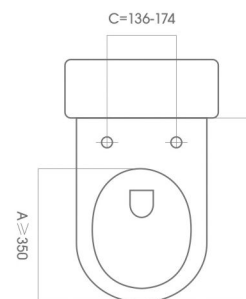
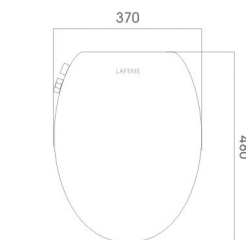
Size : 480*370*62 mm **Adaptable water pressure** 0.07-0.8Mpa **T-Connection :** 1/2*Plastic Connection





Include:
Toilet Seat, a set of complete accessories for steady installation, tube etc.





Material:
PP

Function :

- 
 Posterior wash
- 
 Feminine wash
- 
 Nozzle cleaning
- 
 Soft-Closing
- 
 Easy assemble and disassemble



				
MODEL	ST17 : LUCCI	ST18 : LECA	ST19 : BLOC	ST20 : GLANCE
Power point required	●	●	●	●
Heated seat	●	●	●	●
Seat temperature control	●	●	●	●
Soft close seat	●	●	●	●
Soft close cover	●	●	●	●
Seat sensor	●	●	●	●
Auto flush	●	●	●	●
Dry	●	●	●	●
Dry temperature control	●	●	●	●
Warm water	●	●	●	●
Posterior wash	●	●	●	●
Feminine wash	●	●	●	●
Massage	●	●	●	●
Self cleaning nozzle	●	●	●	●
Water temperature control	●	●	●	●
Water pressure control	●	●	●	●
Deodoriser	●	●	●	●
Remote control	●	●	●	●
Cover auto open/close	●	●	N/A	N/A
Night light	●	●	●	●
Smart phone APP(Bluetooth)	●	●	N/A	N/A
Energy saving	●	●	●	●

				
MODEL	BS45: MEDINA	BS15-LUXURY:GLADYS	FB104:UNA	FB108:VERA
Power point required	●	●	N/A	N/A
Heated seat	●	●	N/A	N/A
Seat temperature control	●	●	N/A	N/A
Soft close seat	●	●	●	●
Soft close cover	●	●	●	●
Seat sensor	●	●	N/A	N/A
Dry	N/A	●	N/A	N/A
Dry temperature control	N/A	●	N/A	N/A
Warm water	●	●	N/A	N/A
Posterior wash	●	●	●	●
Feminine wash	●	●	●	●
Massage/Move	●	●	N/A	N/A
Self cleaning nozzle	●	●	●	●
Water temperature control	●	●	N/A	N/A
Water pressure control	●	●	●	●
Deodoriser	N/A	●	N/A	N/A
Night light	●	●	N/A	N/A
Energy saving	●	●	●	●
UV bacteriostasis	●	N/A	N/A	N/A