



AM360

All things antimicrobial



AM-Vision

tiled



DESIGNED FOR IMPACT – MADE FOR HYGIENE



AM-Vision Tiles offer a 3D tiled look with the proven hygiene and fire performance of AM-Clad.

Developed for front-of-house kitchens, serveries, and open food environments.

Combines the visual appeal of tiles with the hygiene of seamless wall cladding.

THE LINEUP



Walnut



Macassar Ebony



White Carrara Marble Tiles



Emerald Pearl Marble Tiles White Grout



Slate Split Face



Red Contoured Tiles



Slate



Light Walnut


THE LINEUP



Daino Marble Natural




White Painted Brick Wall



Scharyo Marble Black Tile



Slate



Concrete Smooth



THE LINEUP



Oak Panels 1



Oak Panels 2



Oak Panels 3


Oak Panels



Walnut



Zebrano



Macassar Ebony

Wood Panels



THE LINEUP



Light Teak




Light Walnut



Light Zebrawood


Light Woods



White Contoured Tiles



Black Contoured Tiles



Red Contoured Tiles

Tiles




THE LINEUP



Blue Contoured Tiles




Green Contoured Tiles




Brown Contoured Tiles


Tiles



Light Grey Tiles



Dark Grey Tiles




Black Tiles

Flat Tiles




THE LINEUP



White Metro Tiles



Flat Tiles



White Carrara Marble Tiles



Statuary Marble Tiles



Breccia Capraia Marble Tiles

Marble Tiles



THE LINEUP



Emerald Pearl Marble Tiles
Dark Grout White Grout



Black Statuary Marble Tiles




Emperador Marble Tiles

Marble Tiles



* Chemical Resistance & Stain Report



Tested. Certified. Trusted.

Fire Test Certificate (AS NZS 3837 compliant,
Building Code of Australia)

30-Year Guarantee
(product and antimicrobial performance)

Chemical Resistance Report



Smart Surface Technology

- Antimicrobial performance (silver ions)
- Chemical and stain resistance
- Group 1 Fire certification
- 30-year guarantee
- Watertight for wet and food-safe areas



30 YEAR GUARANTEE

AM-CLAD AND AM-GUARD
ANTIMICROBIAL and HYGIENIC CLADDING

This is to certify that a 30 YEAR GUARANTEE will apply to your purchase of

- 2.5mm AM-Clad Antimicrobial Wall Cladding Sheets
- 2.5mm AM-Clad Hygienic Wall Cladding Sheets
- 2mm AM-Guard Antimicrobial Wall Protection Sheets

The 30 Year Guarantee covers both the integrity and product performance of the PVC cladding and the antimicrobial performance

The guarantee is subject to the correct installation and maintenance of AM-Clad and AM-Guard cladding systems in accordance with the technical data sheets issued at the time of purchase.

The Guarantee will be voided if there is a significant change in the use of, or the environmental conditions within, the room or area where our products are installed. Similarly, any internal structural work to the building that adversely affects the cladding system and the seals will void the Guarantee.

AM-Clad and AM-Guard will deliver an exceptional lifetime performance when installed correctly using the guidelines stated in our Datasheets, Fixing Detail and Installation Guides.

Andrew Smith
Director

AM-Clad 10-14 Ward Street, Bradford, West Yorkshire BD2 3PR United Kingdom Tel: +44 1224 578 051

AWTA PRODUCT TESTING

Association of British Testing Authorities Ltd. Trading as AWTA Product Testing
A.B.N. 61 006 514 108
1st Floor, 191 Beaumont Road, Thornhill, Victoria 3011
P.O. Box 396, North Melbourne, Victoria 3048
Phone 03 9337 3945

TEST REPORT

Client: AM-CLAD Australia
14 Avonlea Place
Ingleburn NSW 2565
Test Number: 23-000060
Issue Date: 24/02/2023
Print Date: 28/02/2023

AS/NZS 3837-1998 Method of Test for Heat and Smoke Release Rates for Materials and Products using an Oxygen Consumption Calorimeter

Date Tested: 23/02/2023
Operator: AWTA Test Operator 9
Face Tested: FACE

	Specimen			Mean
	1	2	3	
Average Heat Release Rate	3.0	4.1	3.9	3.7 MJ/m ²
Average Specific extinction area	278.5	344.4	389.1	337.3 m ² /kg

(according to Specification C1.10 of the Building Code of Australia)

	Specimen			Mean
	1	2	3	
Insulance	60	60	60	60 W/m ²
Exhaust flow rate	0.024	0.024	0.024	0.024 m ³ /s
Time to sustained flaming	121	119	95	112 sec
Test duration	1664	1634	1658	1722 sec
Peak heat release after ignition	114.6	98.2	119.3	111.0 W/m ²
Average heat at 60 s	85.7	88.7	72.8	82.4 W/m ²
Average heat at 180 s	24.4	25.9	21.7	24.0 W/m ²
Average heat at 300 s	13.5	13.2	11.8	12.8 W/m ²
Total heat released	7.9	9.4	9.4	7.9 MJ/m ²
Average effective heat of combustion	13.3	13.7	12.3	13.4 MJ/kg
Initial biomass	8.5	8.5	8.5	8.5 mm
Initial mass	123.3	119.8	123	122.0 g
Mass remaining	88.5	85.9	87.0	84.4 g
Mass percentage pyrolysed	28.8	28.4	29.3	29.2 %

164210 E5992 Page 2 of 6



AWTA Product Testing
191 Beaumont Road, Thornhill, Victoria 3011
P.O. Box 396, North Melbourne, Victoria 3048
Phone 03 9337 3945

AWTA Product Testing
191 Beaumont Road, Thornhill, Victoria 3011
P.O. Box 396, North Melbourne, Victoria 3048
Phone 03 9337 3945



AWTA Product Testing
191 Beaumont Road, Thornhill, Victoria 3011
P.O. Box 396, North Melbourne, Victoria 3048
Phone 03 9337 3945

Description



Extruded semi-rigid printed PVC sheet

Performance: Hygienic, Foodsafe and UV stabilised.

Colours: Full range of premium designs and bespoke options.

Surface finish: Smooth satin.

Measurements

2.5mm AM-Clad Vision PVC:

2438mm (8') x 1220mm (4') x 2.5mm

2744mm (9') x 1220mm (4') x 2.5mm

3048mm (10') x 1220mm (4') x 2.5mm

Weight: 3.5 kg per m²

Service temp: -10°C to +60°C

Flammability

AM-Clad Vision is self-extinguishing and complies with the most demanding international fire resistance standards defined for plastics, as shown below.

Standard:	Classification:
EN 13501	B, s3, d0
DIN 4102	B1
BS 476/7	Class 0
NSP 92501,5	M1
ASTM E 84	Class A

Chemical Resistance

High resistance to mineral acids, alkalis, plating solutions, paper making chemicals, pickling solutions, inorganic solutions and fumes. Good resistance to alcohols, aliphatic hydrocarbons, glycols, amines, phenols. Not recommended for contact with ketones, chlorinated solvents, aromatic hydrocarbons, some esters and ethers.

Surface Preparation

Sheets should be fitted to a plumb surface and can be fitted over existing tiles, brickwork, blockwork, plaster walls and boarded-out stud partitions. The sheets fix directly to the dry substrate using AM-Clad adhesives.

Cutting and Drilling

Panels can be cut to size using an appropriate saw. See the current AM-Clad Installation Guide for full details. The protective film should be left in place. Use slow drill speeds to penetrate the panel and leave a 3mm to 4mm expansion gap around pipes etc.

Joints

Sheets are fixed using PVC 'H-Divider' joints and end trims. Powder coated aluminium 'H-Divider' joints offer a robust and stronger alternative for high traffic areas where impacts are likely. See the current AM-Clad Installation Guide for full instructions.

Corners

Sheets can be expertly thermoformed on-site ensuring a professional finish and minimising edge joints around corners, windows and doors. Thermoforming requires temperatures between 130°C and 170°C. External corners in high traffic areas can also be over-clad with robust chequerplate corner protectors.

Temperature

AM-Clad Vision sheets have a maximum working temperature of 60°C. We do not recommend AM-Clad Vision for commercial kitchens or places where higher temperatures are generated by appliances or machinery.

Designs

The fully updated range of AM-Clad Vision designs can be seen in our current 6-page Specifiers Guide which is available now on request.

We offer a wide range of super high resolution designs including tiles, brick, wood, marble and fabric.

AM-Clad Vision also allows you to choose any combination of high resolution photographs, logos and graphics to make your walls unique and establish a bespoke identity within a small or large area.

Coating Technical Data

Coating Adhesion

Using test method **ASTM D3359** and **DN53 15**.

Material	Adhesion on application	Adhesion after 72hr water soak
PVC	100%	100%

Chemical Resistance

Using **ISO** test method **2812**.

This test was completed at **15 minute intervals** for **8 hours** and then left for a total of **24 hours**.

Chemical	Result
Ketones	Passed
Alcohols	Passed
Esters	Passed
Glycol ethers	Passed
Aromatics	Passed
Aliphatics	Passed
Alkalis	Passed
Acid	Passed
Diesel	Passed
Petrol	Passed

Light Transmittance - Clear Only

This is dependent on the substrate to which it is applied but the coating itself typically reduces the light transmission by **less than 1%**.



Technical Data

AM-Clad Vision 2.5mm Printed PVC Cladding

Property	Test Method	Conditions	Units	Value
Density	D-792		g/cm ³	1.4
Heat deflection temperature (HDT)	D-648	Load: 1.82MPa	°C	65 - 68
Service temperature			°C	-10 to +50
Thermal conductivity	C-177		W/m K	0.15
Coefficient of linear thermal expansion	D-696		cm/cm °C	6.7 x 10 ⁻⁵
Rockwell hardness	D-785		R Scale	97R
Tensile strength at yield	D-638	10mm/min	MPa	50
Tensile strength at break	D-638	10mm/min	MPa	45
Elongation at yield	D-638	10mm/min	%	3
Elongation at break	D-638	10mm/min	%	>80
Tensile modulus of elasticity	D-638	1mm/min	MPa	2,900
Flexural strength	D-790	1.3mm/min	MPa	80
Flexural modulus	D-790	1.3mm/min	MPa	2,700
Impact falling weight	ISO 6603/1 E50	3mm sheet	J	95



CLEANING AND MAINTENANCE

Under normal conditions only light cleaning is required using a soft cloth, and a mild detergent diluted in warm water – no hotter than 60°C. Do not use boiling water and do not use abrasive pads or wire wool.

Please note that we do NOT recommend the use of hot water lances for cleaning PVC cladded walls. Extremely hot water that exceeds 60°C and steam can damage the seals. Careful pressure washer cleaning at lower temperatures in conjunction with good quality detergents will ensure perfect results. In all cases the lance should not be pointed too close to the cladding (within 600mm).

SERVICES AND FITTINGS

Plumbing and Electrical work should always be carried out by qualified professionals and the following recommendations should be carried out.

Where feasible, pipework should be removed to create a 'first fix state' and 'tails' should be left which can penetrate the holes drilled in the cladding sheet when it is fitted to the wall.

Holes in the cladding sheet should be drilled 3mm oversize to allow for expansion around pipes, fixings and bolts. These should be sealed using a high quality sealant which will accommodate normal levels of expansion.

Steam and hot water pipes should be insulated and a 3-5mm expansion gap is required.

Electrical equipment must be moved or altered by a qualified electrician and electrical switches, cables and power points should be in a 'first fix state' when possible.

Talk to us about your next project

1300 790 729 SERVICE@AM360.AU

Want to work with us

Get in touch to receive your free quote or request a measure up. One of our specialists will be able to answer all your questions.

