

ColourScape™

Colours to frame your home

Colour Selection Guide

Choosing the colour and surface finish for your windows and doors is a crucial part of the design process for your home. It is important that you choose the right product for the right application to ensure the life of your surface finish, and in some cases that your windows and doors are covered under their warranty.

Our simple step-by-step guide will help you through this process.

Step 1

Choose the right product

- Considering your environment and site conditions, especially if your home is coastal. Your site location will determine the performance requirements of the surface finish.

Step 2

Choose the right colour

- There are a number of options to choose from. A good place to start is our popular range of 36 colours.
- If you want a colour that is not in the popular range, discuss this with your Fabricator.

Step 3

Consult with your local Fabricator

- Consult with your local Fabricator for further advice and to request an individual colour swatch.

▪ **A word to the wise:**
when you are making your final colour selection, assess your colour swatch in natural light.

In association with:

Dulux

**POWDER
COATINGS**

Gable Silhouette
System: Pacific Architectural
Colour: Black Matt Mannex

Bright Colours



Intensify Moonlight Satin
937 LRV: 53
90N2004S



Intensify Sunshine Gloss
941 LRV: 45
90N2084G



Intensify CC Tomcat Gloss†
939 LRV: 17
90N4383G



Intensify Flame Gloss†
938 LRV: 9
90N4007G



Intensify Leaf Satin
936 LRV: 20
90N6167S




Intensify Reef Gloss
940 LRV: 17
90N5011G




Williams Residence
System: Pacific Thermal System
Colour: Metro Electric Cow Matt


Powder Coated Colours



Arctic White Satin†
901 LRV: 78
20S1358S



Appliance White Matt†
904 LRV: 89
20S1364M




Canvas Cloth Matt†
917 LRV: 61
20S7830M



Desert Sand Matt^
920 LRV: 44
20S3239M



Scoria Matt^
924 LRV: 7
20S4382M



Lignite Matt^
916 LRV: 8
20S8393M

The perfect finish for your windows and doors

The ColourScape™ range is a quality decorative selection of surface finishes for aluminium windows and doors.

There are no less than 36 powder coated options in our popular ColourScape™ range, plus over 100 more to choose from in matt, gloss, satin, flat, pearlescent and textured finishes. It means that whatever look you're after, our range of colours can easily complement any of your existing colours of cladding, roof and gutters.

As well as providing great colours for your windows and doors, ColourScape™ is designed to protect your aluminium joinery and retain the colour integrity for at least 15 years.* That's down to a high UV tolerance, designed to withstand the harsh New Zealand climate.

Why not colour co-ordinate?

Consider enhancing your colour selection with colour co-ordinated hardware. We can help you create continuity and style with a range of options available for most colours.

† denotes Malta and Aria Hardware Co-ordinates

^ denotes Coloursteel Co-ordinates

Please consult your Fabricator for further details.

Duratec® Intensify® Brights Range

A collection of bold, bright solid colours that produce a vibrant impact, delivered with super durable powder coating technology.

The perfect choice where long term optimal architectural aesthetic performance is required.



Stellar Doors™ SR15
Intensify Flame Gloss

Duralloy® +Plus Contemporary

The Altus Contemporary Collection spans the colour spectrum from subtle neutral tones that blend naturally with New Zealand's environment, to bold dramatic colours that express individuality; perfect for city style.

The range caters to traditional homes as easily as modern trends in building design.

Duralloy® +Plus Urban Collection

These colours are a selection of the latest innovations in powder coating finishes.


Created to meet new architectural trends, these shades add a new aesthetic dimension to aluminium joinery with their pearlescent finishes.

Protecture™


A highly mar and scuff resistant fine textured finish designed to protect.

The advanced highly durable powder technology significantly reduces the visible mar and scuffing that may occur during day to day life.

- Significantly reduces visible mar and scuffing.
- Reduction in potential transport and construction damage.
- Available in a range of popular colours. Ask your Fabricator for a list of available options.



Pure White Gloss[†]
911 LRV: 81
20S1365G



Warm White Pearl Kinetic Matt[†]
931 LRV: 87
21P1367M




Gull Grey Matt[^]
915 LRV: 48
20S7828M



Silver Star Kinetic Satin[†]
929 LRV: 30
21P7820S



Lichen Matt[^]
921 LRV: 25
20S6449M



Off White Matt[†]
912 LRV: 75
20S3240M




Metro Silver Pearl Kinetic Satin[†]
928 LRV: 43
21P7831S




Sandstone Grey Matt[^]
908 LRV: 24
20S7807M




Thunder Grey Matt[^]
919 LRV: 11
20S7825M



Bond Rivergum Matt[†]
925 LRV: 17
20S6448M




Titania Matt[^]
905 LRV: 65
20S2249M




Ghost Grey Matt[†]
913 LRV: 42
20S7829M



New Denim Blue Matt[^]
909 LRV: 10
20S5392M




Grey Friars Matt[^]
906 LRV: 9
20S7809M




Permanent Green Matt[^]
922 LRV: 9
20S6450M



Bronco Matt[†]
923 LRV: 37
20S2253M



Gunmetal Metallic Kinetic Matt[†]
933 LRV: 12
21P8391M




Slate Blue Matt[†]
927 LRV: 6
20S5403M




Windsor Grey Matt[^]
918 LRV: 6
20S7823M



Karaka Matt[^]
914 LRV: 5
20S6446M



Window Bronze Kinetic Matt[†]
934 LRV: 8
21P8394M




Ironsand Matt[^]
902 LRV: 6
20S8383M




Charcoal Matt[†]
907 LRV: 7
20S9219M




Gravel Matt[†]
926 LRV: 4
20S7824M




Metro Coal Dust Kinetic Matt[†]
930 LRV: 4
21P9221M




Anotec Mid Bronze Matt[†]
910 LRV: 6
20S8385M



Metro Electric Cow Kinetic Matt[†]
932 LRV: 7
21P8395M



Flax Pod Matt[^]
903 LRV: 4
20S9218M



Black Matt[†]
900 LRV: 3
20S9041M



Protecture Black Flat
935 LRV: 4
20T9215F

Can't find the colour you like? If you want a colour that isn't in the range above, consult with your local Fabricator. Please note these colours may carry a price premium.

Remarkables Ski Field
System: Baltic Thermal Curtain Wall
Colour: Flax Pod Matt



Warranty

The colours in the ColourScope™ colour card are warranted through the provision of Dulux® Alumi Shield™ warranties for its Duralloy® +Plus™, Protecture™ and Duratec® Intensity powder coat products on recommended projects, and subject to specified warranty terms and conditions.



Warranties are made up of a colour warranty (for colour fade and chalking) and durability warranty (film integrity for aluminium only). They are only valid when applied by a Dulux Accredited Powder Coater to the warranty specification on architectural aluminium, on approved project types and conditions.* For more information visit duluxpowders.co.nz/warranties

Suitable Projects

Use the following table to help identify which projects a warranty is available for Duralloy® +Plus™, Protecture™ and Duratec® powder coat products.

Project Type	Duralloy® +Plus™	Protecture™	Duratec®
Commercial (>3 levels)			▪
Residential (>3 levels)			▪
Light Commercial (<4 levels)	▪	▪	▪
Residential (<4 levels)	▪	▪	▪

▪ Duralloy® +Plus™, Protecture™ and Duratec® are only suitable for environments >10m from the high tide line.



0800 4 ALTUS (425 887)
admin@altus.co.nz
altus.co.nz



- All Dulux powder products are NOT suitable in strongly acidic or caustic environments, so the pH must be between 5 and 9.
- Residential properties <4 levels are typically easy to maintain, given their height and access.
- Light commercial projects <4 levels are sheltered from neighbouring buildings, but require greater durability due to higher usage and wear.
- High-rise residential and commercial projects are less sheltered from neighbouring buildings, raising their exposure and reducing their ease of maintenance.

For more information about specifications call the Dulux Advice line on 0800 800 975 or visit duluxpowders.co.nz

Neither Altus nor any of its suppliers will accept any liability for loss or damage caused by a failure to follow the current instructions on use, handling, installation and maintenance; provided that the content of this brochure does not affect any rights the consumer may have under the Consumer Guarantees Act 1993.

All the colours shown are reproduced as accurately as possible. Please note, however, that batch and paint system variances may produce some minor shading differences on the aluminium joinery. Colour variances may also occur between hardware, roofing, louvres and joinery due to different manufacturing processes. Colours may at any time be added or deleted from the ColourScope™ range. Please contact Altus for colour updates.

*The warranty shall not apply where the powder coating has been applied to any surface other than aluminium of a type suitable for exterior architectural use or aluminium that has been stripped or anodised.

Care and maintenance

To ensure the life of your windows & doors is maximised and to comply with Dulux Alumi Shield™ warranty requirements, a simple and regular maintenance program must be implemented and recorded in line with the Dulux Care and Maintenance of Powder Coated Surfaces brochure.

For more information refer to the Dulux Care and Maintenance of Powder Coated Surfaces brochure visit duluxpowders.co.nz/tech-advice

Why powder coating?

Aluminium is an excellent material for use in joinery and construction.

But, while it is a naturally resilient surface, it still needs some protection from the elements.

There are several ways to protect architectural aluminium such as anodising and powder coating. Choosing a powder coated aluminium finish will give your project both a stylish and durable look.

A powder coat finish is also safe for the environment as well as being safe for those involved in its application. The application process is free of solvents.

Enhance your home

The Altus Window Systems ColourScope™ range of inspiring colours has been created especially for powder coated aluminium joinery. With colours that reflect modern design trends, the range provides you with the flexibility to either complement or enhance the individual style of your home.

Your perfect colour solution

From the pureness of snow-driven whites to soft rich creams, dramatic reds and soothing blues, there's a colour just right for you and your home. Our impressive range of permanent colours makes the important decision of colour selection easy and failsafe. You'll know you've made the perfect choice.

Seamless colour transition

Complement your choice of colours on windows and doors to any other colour you want. You may follow the theme that has been applied to the exterior of your house or allow the interior colours to take the lead. Match the roof, make a feature of special areas, blend into the natural surroundings, stand out from the crowd... the decision is yours.

Long lasting colours

When you are choosing your colour it is important to remember that different colours and finishes will perform differently depending on the aspect and environment. You may want to consider, for example, lighter colours for locations exposed to high UV levels to get the best performance from your powder coated joinery.



Dulux, Duralloy and Duratec are registered trade marks and Alumi Shield, Protecture and Dulux Accredited Powder Coater are trade marks of DuluxGroup (Australia) Pty Ltd.