

STYLE WITH SUBSTANCE



australbricks®

2021 Brick and Paver Collection
New South Wales

What's Inside:

04 – The First Choice for Lasting Impressions

06 – Enduring Quality

09 – Style Inspiration

10 – Designed to Last

12 – New Arrivals

22 – Premium Collection

26 – Venetian Glass

28 – Glazed Collection

32 – Luxe Collection

36 – Essentials Collection

40 – Facings Collection

42 – Mortex

44 – Product Information Index

49 – Blend Collection

51 – Home of Design

52 – Backed by Brickworks



The first choice for lasting impressions

—

With a history that extends more than a century, Austral Bricks have a proud tradition of 100% Australian ownership and today, our brick operations source and make a diverse range of quality clay products across the entire country. We are committed to continuing to inspire and innovate through product and style.

We are proud at Austral Bricks to share that all of our local, Australian made bricks are certified as Climate Active.



Enduring Quality

Proven to last a lifetime, bricks are the strong, sensible choice, guaranteed to deliver on the number one priority of structural security, as well as providing a low maintenance and efficient build from day one.

Austral Bricks offer an affordable quality that stands out and building with bricks offers long-lasting, superior quality and valued investment for years.



Peace of mind guaranteed

Austral Bricks are backed by an exclusive Brickworks 100 year warranty.



Product: San Selmo Smoked in Cloudy Silver
Builder: Fowler Homes
Photographer: Robert Cameriere

Designed to Last

Versatility in design, durability that lasts a lifetime and the highest thermal comfort, with almost no maintenance. Clay bricks and pavers from Austral Bricks tick all the boxes for homes and projects with value and sustainability in mind.



Affordable Value

Cost effective building product materials that increase the value of your investment or project from day one, for generations to come.



Low Maintenance

No need for paint or other treatments to maintain their aesthetics and durability. They are strong, reliable and relatively maintenance free.



Energy Efficient

Combined with intelligent passive building design elements, clay bricks can help moderate building temperatures and reduce energy consumption.



Strength and Safety

Clay products are stronger than concrete and other light weight materials and also provide a safer and more secure home from the outside environment.




Naturally Sustainable

Clay is a natural resource which has been used for centuries because it retains its colour forever as well as its durability. Architects, engineers and specifiers continue to appreciate the advantages of using clay products.



Product: La Paloma Miro
Architect: Alex Popov
Photographer: Fiona Sustano

New Arrivals



Sculptured Sands

With a broad range of contemporary colours, this naturally elegant collection is adorned with a light application of sand to ensure a harmonious relationship in any environment – indoors or out.

Natural



Granite

GP ●



Beach

GP ●



Dolomite

EXP ●



Volcanic Ash

EXP ●



Siltstone

EXP ●



Ochre

EXP ●



Magnetite

EXP ●

Opaque



Arenite

GP ●



Quartz

GP ●



Olivine

EXP ●



Pumice

EXP ●



Rockaway

EXP ●



Calcite

EXP ●


Mineral Contours

Minimalistic, sleek and modern, these bricks are the result of outstanding craftsmanship and leading-edge innovation. Crafted from some of the finest white clays in Australia, their subtle matte colours and gentle speckled surfaces bring an incredibly elegant natural stone finish to interior and exterior projects.

On the surface, the Mineral Contours collection is almost naturally perfect and invitingly tactile, yet their development has been the result of years of work utilising sophisticated kiln processes. These bricks are ideal for feature walls, custom builds, columns and more – indeed anywhere that requires an architecturally designed statement to be made.



Mineral Sands




EXP ● Feldspar Taupe

EXP ●



Gypsum Tan



EXP ● Mica Grey

EXP ●






Panorama 50

The Panorama 50 Collection has an outstanding reputation for bringing finesse and elegance to modern builds. With a longer length, but thinner profile, they work well inside or outside for striking feature walls or exterior cladding.

From horizontal clean lines to herringbone, the Panorama 50 Collection is as versatile as your imagination. With bold, contemporary colours in tasteful hues, these beautifully strong bricks are ideal for expressing design ideas.



Snowfield

GP ●



Lunar Crust

EXP ●



Evening Dusk

EXP ●



Night Sky

EXP ●



Midnight

EXP ●

Nelissen

Made with an exquisite rustic texture, Nelissen bricks are sculptured pieces in themselves. In fact, due to the irregular folded grooves and exquisite colours, each is a genuinely unique work of craftsmanship. Created using a combination of age-old materials, and ultra-modern kiln techniques, Nelissen's multi-shade faces and a rich velvety sand surfaces are the result of years of dedicated research and development.



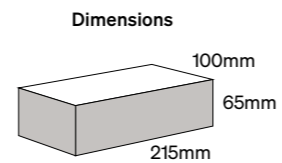
Hasselt GP ● Tournai GP ● Bruges GP ●



Ostend GP ● Charleroi GP ● Limburg GP ●



Ypres GP ● Mechelen EXP ● Gent EXP ●



La Paloma Shapes

Spain has a history of passion, colour and vibrancy – and that's exactly what La Paloma delivers.

Available in three different forms, each brick is a standard size but has been refined and tested using innovative techniques and strong architectural design cues. Created using a high-quality clay and shaped to provide stunning contrasts, each brick is a beauty to behold.

Beautiful as architectural feature highlights, and equally elegant as a feature wall or façade, this collection is designed to inspire creative bold expressions.



Combed

EXP



Curved

EXP



Tash

EXP

Note: Only available in Azul & Miro



Premium Collection

Venetian Glass

Venice – historic city of bridges and canals, art and artisans. For centuries, Venetians have been producing magnificent glass pieces of every description. Our new range has all the features you'd expect in coloured designer glass – brilliance, transparency, sophistication.

FEATURED: ARCTIC CRYSTAL NATURAL

Ultra Smooth

Ultra Smooth's brick surface is created during manufacturing using our finest ground clays and the latest advanced ceramic technology. The smooth velvety finish of this range sits perfectly with the clean lines of contemporary architecture.

FEATURED: RHYTHM

La Paloma

Spain – confident, creative and the artistry of Dali, Picasso and Miró, which give inspiration to the soft white and charcoal black bricks of La Paloma and La Paloma Rustico. Characterful, eye-catching and steeped in heritage, they express two striking colours found in the spectrum of fired clay colours, transforming buildings into works of art.

FEATURED: LA PALOMA | ROMERO, LA PALOMA RÚSTICO | MIRO

San Selmo

Italy – inspired, rustic and charming. The unique San Selmo range of Smoked, Reclaimed, Textured and Raw Corso, embodies the beauty of brick. With hues that transition from light to dark, tactile finishes, and sizes from conventional to distinctive, the San Selmo range suits all contemporary projects and environments.

FEATURED: SAN SELMO SMOKED | WILD STORM, SAN SELMO RECLAIMED | LIMEWASH, SAN SELMO CORSO TEXTURED | MARANA, SAN SELMO CORSO RAW | BRENTA

San Selmo Reclaimed




Limewash GP ● Reclaimed Original GP ● Aged Red GP ● Aged Red GP ●

San Selmo Corso Raw



Brenta EXP ● Livenza EXP ● Arno EXP ● Potenza EXP ●




Marana EXP ● Piave EXP ●

San Selmo Corso Textured



Brenta GP ● Livenza GP ● Arno EXP ● Potenza EXP ●



Marana EXP ● Piave EXP ●

San Selmo Smoked

Please refer to page 49 for Blend options



Grey Cashmere GP ● Cloudy Silver GP ● Opaque Slate GP ● Wild Storm GP ●

La Paloma

Please refer to page 45 for size options




Castellana EXP ○ Miro EXP ○ Azul EXP ● Romero EXP ●

La Paloma Rústico



Miro GP ○ Gaudi EXP ●

Ultra Smooth



Tempo EXP ● Chill EXP ● Jazz EXP ● Rhythm EXP ●



Products:
 Blue Sapphire, Natural
 Arctic Crystal, Polished
 Golden Amber, Natural

Venetian Glass

| | Natural | Polished | Frosted | Satin |
|-------------------------|---------|----------|---------|-------|
| Arctic Crystal EXP ○ | | | | |
| Aquamarine EXP ● | | | | |
| Golden Amber EXP ● | | | | |
| Blue Sapphire EXP ● | | | | |
| Smokey Quartz EXP ● | | | | |

Please refer to page 45 for size options

For further details on the installation of glass bricks, please refer to the
 Venetian Glass Technical Manual:
australbricks.com.au/technical-information

Glazed Collection

Specialty

Glazed – and glassy in their effect, our Specialty range is breathtakingly bold, but also subtly gentle with its intriguing hues and colours. These colours were created for specific projects, but the option to create your own colours offers limitless possibilities. Let us help you make your unique design a reality.

FEATURED: ROYAL

Burlesque

Making a statement – and the provocative, eye-catching Burlesque range go together when it comes to design. Burlesque's fully glazed finish speaks volumes about this sensuous collection. Available in 13 standard and also neutral colours, the Burlesque range will appeal to the adventurous spirit.


FEATURED: COGNAC ILLUSION ,
INDULGENT WHITE & BURSTING ORANGE

Galleria

Galleria captures the essence in this blend of Burlesque and Specialty. It's your vision, and your work of art that we've captured in these unique and highly stylised designs. For details, please refer to page 49



Burlesque



Specialty

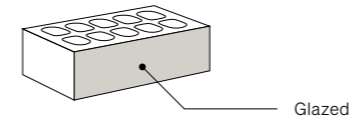


For Galleria Blends, please refer to page 49

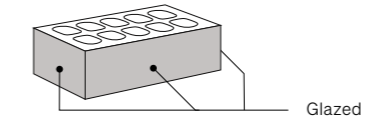
Special Shapes and Finishes

*Made to order

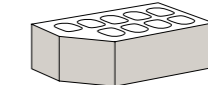
Standard face brick



Double header brick



Single cant*



Single bullnose*



Luxe Collection

Metallix

A brick face that glimmers, sparks immediate interest and which possesses great subtlety. With its depth of colour the Metallix range reflects light on finished brickwork, creating a satin metallic sheen that will lend depth and sophistication to your project.

FEATURED: PLATINUM

Panorama

Tasteful and elegant, the longline Panorama Collection opens up new and inspiring perspectives and possibilities. Create your dream home with interior and exterior walls designed using these striking and beautiful long format bricks in landscape, portrait or herringbone patterns.

FEATURED: EVENING DUSK

Urban One

The Urban One brick series is the perfect complement to any contemporary home design. With its range of neutral toned bricks it pairs well with stone, timber or render, providing an understated, monochromatic backdrop for design and finishing statements.

FEATURED: SILVER

Symmetry

A question of balance. The specially developed Symmetry range perfectly suit clean, crisp and precise architectural designs and are also suitable for smaller projects and decorative brickwork. Their simple smooth finish assures a clean line that enhances the functionality of brickwork as architectural form.

FEATURED: ASPHALT

The Avenue

The Avenue is a recent addition to the Austral Bricks portfolio. Designed and manufactured not to be perfectly flush, they have a slightly textured face that's ideal for achieving a uniform finish.

FEATURED: MADDOX

Governor

Robust, down-to-earth, authentic sand stock brick, the much-loved Governor range is made from quality materials using traditional manufacturing methods. Governor adds cachet to your home with their uneven and folded form, capturing the colours and textures of classic heritage brickwork.

FEATURED: GIPPS



Metallix



Quartz GP ●




Platinum EXP ●



Titanium EXP ●



Cuprum EXP ●



Cherry Soda EXP ●



Bronze EXP ●



Gunmetal Blue EXP ●



Blackstone EXP ●




Lithium EXP ●

Symmetry



Portland GP ●



Terracotta EXP ●




Asphalt EXP ●



Earth EXP ●

The Avenue



Jackson EXP ●



Charlton EXP ●



Stratton EXP ●



Maddox EXP ●

Urban One



Silver EXP ●



Praline EXP ●



Latte EXP ●



Chiffon EXP ●



Pepper EXP ●


Panorama




Snowfield GP ●



Lunar Crust EXP ●



Evening Dusk EXP ●



Night Sky EXP ●



Midnight EXP ●

Governor

Please refer to page 49 for Blend options



King GP ●



Wakehurst GP ●



Haigh GP ●



Blanc EXP ●



Denison EXP ●



Gipps EXP ●



Darling EXP ●



Foveaux EXP ●

Essentials Collection



Hamptons

The fine-grained finish and delicate colour palette of the Hamptons evoke a feeling of effortless artistic elegance. This tasteful range is perfectly at home in an oceanfront environment or when building a stylish hinterland retreat.

FEATURED: WHITHAVEN



Everyday Life

Everyday life is interesting, varied and about home – feeling comfortable. This versatile range is a suite of bricks with a lightly textured finish that's full of modern, natural colours of clay, making it easy to design your new home or project with style.

FEATURED: UNWIND



Old Colonial Renovators

True, tried and tested, the Old Colonial range offers traditional colours and textures, making it the perfect brick for the classic home. Enjoy adding substance and quality to your project.

FEATURED: BUFF

Whitsunday

Blue waters, ocean vistas, and sandy beaches. The Whitsunday range floats driftwood-inspired tones suitable for modern applications on a sea of traditional interpretations, pairing well with timber and stone to create your ideal piece of paradise.

FEATURED: ORPHEUS



Wilderness Design

The natural beauty of Australia's wilderness provides inspiration for subtle depth and variation of colour, bringing to life every brick in this range. Alongside modern building materials, you'll notice the difference these bricks make with their dramatic and visual proclamation of country.

FEATURED: GREY GUM



Metropolis

For the busy city – and the quiet city – Metropolis will evoke changing moods and inspire your next large-scale building project and decorative brickwork. This attractive, hardworking range of bricks is wire-cut and colour consistent, enhancing design and structural integrity.

FEATURED: MARCASITE




Hamptons



Whitehaven GP ●

Everyday Life

Please refer to page 49 for Blend options



Engage EXP ●




Escape GP ●




Stimulate GP ●



Leisure EXP ●



Unwind EXP ●



Freedom EXP ●

Old Colonial Renovators

Please refer to page 49 for Blend options




Amber Glow GP ●



Buff GP ●



Red GP ●



Mahogany EXP ●

Textures



Cream GP ●



Red GP ●

Whitsunday



Brampton EXP ●



Orpheus EXP ●

Wilderness Design




Silver Birch EXP ●



Grey Gum EXP ●




Blue Gum EXP ●



Blackberry EXP ●



Blackbutt EXP ●




Rosewood EXP ●


Metropolis



Alabaster GP ●



Marcasite GP ●



Topaz EXP ●

Facings Collection

Recognised as one of Australia's leading manufacturers of quality clay building products, Austral Bricks continues to build its reputation for delivering top quality products with its stylish range of brick facings. Highly suited for internal applications and hard to access areas, the Austral Bricks facings range is an intelligent and cost-effective solution that delivers both functionality and beauty.



Product: La Paloma Glazed White
Project: Osborne Park Design Centre

La Paloma



Castellana

Miro

Azul

Romero

Glazed White

Glazed Black

San Selmo Reclaimed



Limewash

Reclaimed Original

Aged Red

San Selmo Smoked



Grey Cashmere

Cloudy Silver

Opaque Slate

Wild Storm

Dimensions

Facing: 230 x 76 x 18mm
Corner Tile: 230 x 110 x 76 x 18mm

For further details on the installation of the facings and corner facing units, please refer to:
australbricks.com.au/product-information

Mortex

MORTEX is a factory manufactured, quality assured premixed M4 rated mortar solution. Its consistency can save labour time, increase efficiency, remove the need for on site blending, and it is compliant with AS3700:2018. MORTEX takes the guess work out of mortar blending and reduces the potential for under strength, non compliant mortar use.

This can ultimately reduce potential liabilities, saving money and time on rectifications. With the adoption of ISO9001:2008 principles, the mortar constituents are accurately measured and blended in a controlled environment to ensure consistent, homogeneous mortar is produced on-site.

Mortar Colour

White mortar is currently the most popular colour. This is made by mixing light coloured cement and white sand and results in a traditional brick and mortar look. Mortar can be coloured by adding powdered or liquid pigments to the mortar as it is being mixed by the bricklayer. It can also be tinted to match the brick

colour, giving a very even wall colour.

Please confirm with your bricklayer what their mortar colouring offering is before making your final decision.

For more information on MORTEX, please visit:

australbricks.com.au/VIC/product/Mortex

Standard



MORTEX White



MORTEX Grey



MORTEX Charcoal

Please refer to the MORTEX Charcoal Technical Data Sheet for installation and cleaning guidelines before use.

Custom



Limestone



Pebble



Bark




Pewter



Nickel



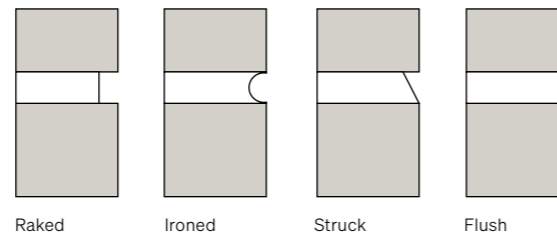
Oak



Gumnut

Mortar Finishes

There are four common mortar finishes and these various finishes result in different shadow lines on the wall. A raked finish will create a deep shadow in the mortar joint. This brings out the horizontal lines of the brickwork (and the vertical lines to a lesser extent) and it is the most common finish. Ironed and struck joints also create shadow lines, but these are much finer and more subtle. A flush joint doesn't allow shadow lines to form at all, giving the wall a flatter, more unified look. Using a mortar colour to match the brick will take this a step further.



Product Information Index

| Collection | Range | Product | Durability Class | Solar Rating | Colour Group | Colour Scheme | Size | Page |
|--------------|--------------------------|---------------|------------------|--------------|--------------|----------------------|----------------------|------|
| NEW ARRIVALS | LA PALOMA SHAPES | Combed | EXP | L | ● Cream | Crema | 217mm x 114mm x 65mm | 20 |
| | | Curved | EXP | L | ● Cream | Crema | 236mm x 114mm x 50mm | 20 |
| | | Tash | EXP | D | ● Blackish | Raven | 236mm x 114mm x 65mm | 20 |
| | MINERAL CONTOURS | Feldspa Taupe | EXP | L | ● Cool Grey | Sterling | 230mm x 110mm x 76mm | 13 |
| | | Gypsum Tan | EXP | M | ● Warm Grey | Taupe | 230mm x 110mm x 76mm | 13 |
| | | Mica Grey | EXP | M | ● Warm Grey | Taupe | 230mm x 110mm x 76mm | 13 |
| | | Mineral Sands | EXP | L | ● Cool Grey | Sterling | 230mm x 110mm x 76mm | 13 |
| | NELISSEN | Bruges | GP | L | ● Brown | Sienna | 215mm x 100mm x 65mm | 18 |
| | | Charleroi | GP | D | ● Red | Rouge | 215mm x 100mm x 65mm | 18 |
| | | Gent | EXP | D | ● Blackish | Raven | 215mm x 100mm x 65mm | 18 |
| | | Hasselt | GP | L | ● Cream | Crema | 215mm x 100mm x 65mm | 18 |
| | | Limburg | GP | M | ● Blackish | Raven | 215mm x 100mm x 65mm | 18 |
| | | Mechelen | EXP | D | ● Blackish | Raven | 215mm x 100mm x 65mm | 18 |
| | | Ostend | GP | L | ● Cool Grey | Sterling | 215mm x 100mm x 65mm | 18 |
| | | Tournai | GP | L | ● Cream | Crema | 215mm x 100mm x 65mm | 18 |
| | | Ypres | GP | D | ● Blackish | Raven | 215mm x 100mm x 65mm | 18 |
| | PANORAMA 50 | Evening Dusk | EXP | D | ● Blackish | Raven | 390mm x 110mm x 50mm | 17 |
| | | Lunar Crust | EXP | D | ● Warm Grey | Taupe | 390mm x 110mm x 50mm | 17 |
| | | Midnight | EXP | D | ● Blackish | Raven | 390mm x 110mm x 50mm | 17 |
| | | Night Sky | EXP | D | ● Blackish | Raven | 390mm x 110mm x 50mm | 17 |
| | | Snowfield | GP | L | ● Cream | Crema | 390mm x 110mm x 50mm | 17 |
| | SCULPTURED SANDS NATURAL | Beach | GP | M | ● Tan | Bisque | 230mm x 110mm x 76mm | 14 |
| | | Dolomite | EXP | L | ● Tan | Bisque | 230mm x 110mm x 76mm | 14 |
| | | Granite | GP | L | ● Cream | Crema | 230mm x 110mm x 76mm | 14 |
| | | Magnetite | EXP | D | ● Brown | Sienna | 230mm x 110mm x 76mm | 14 |
| | | Ochre | EXP | D | ● Red | Rouge | 230mm x 110mm x 76mm | 14 |
| | | Siltstone | EXP | M | ● Brown | Sienna | 230mm x 110mm x 76mm | 14 |
| | | Volcanic Ash | EXP | L | ● Brown | Sienna | 230mm x 110mm x 76mm | 14 |
| | SCULPTURED SANDS OPAQUE | Arenite | GP | L | ● Cream | Crema | 230mm x 110mm x 76mm | 14 |
| | | Calcite | EXP | D | ● Red | Rouge | 230mm x 110mm x 76mm | 14 |
| | | Olivine | EXP | M | ● Tan | Bisque | 230mm x 110mm x 76mm | 14 |
| | | Pumice | EXP | L | ● Brown | Sienna | 230mm x 110mm x 76mm | 14 |
| | | Quartz | GP | M | ● Tan | Bisque | 230mm x 110mm x 76mm | 14 |
| Rockaway | | EXP | M | ● Brown | Sienna | 230mm x 110mm x 76mm | 14 | |

| Collection | Range | Product | Durability Class | Solar Rating | Colour Group | Colour Scheme | Size | Page |
|---------------|--------------------------|--------------------|------------------|--------------|--------------|--|--|------|
| PREMIUM | LA PALOMA | Azul | EXP | D | ● Blackish | Tailored Elegance | 230mm x 110mm x 76mm 230mm x 110mm x 50mm | 25 |
| | | Castellana | EXP | L | ○ White | Blanco | 230mm x 110mm x 76mm 230mm x 110mm x 50mm 290mm x 110mm x 50mm | 25 |
| | | Miro | EXP | L | ○ White | Blanco | 230mm x 110mm x 76mm 230mm x 110mm x 50mm 290mm x 110mm x 50mm | 25 |
| | | Romero | EXP | D | ● Blackish | Blue Mood | 230mm x 110mm x 76mm 230mm x 110mm x 50mm 290mm x 110mm x 50mm | 25 |
| | | Gaudi | EXP | D | ● Blackish | Raven | 475mm x 100mm x 40mm | 25 |
| | LA PALOMA RUSTICO | Miro | GP | L | ○ White | Blanco | 475mm x 100mm x 40mm | 25 |
| | | Arno | EXP | L | ● Warm Grey | Taupe | 500mm x 100mm x 40mm | 24 |
| | SAN SELMO CORSO RAW | Brenta | EXP | L | ● Cream | Crema | 500mm x 100mm x 40mm | 24 |
| | | Livenza | EXP | M | ● Cool Grey | Sterling | 500mm x 100mm x 40mm | 24 |
| | | Marana | EXP | D | ● Warm Grey | Taupe | 500mm x 100mm x 40mm | 24 |
| | | Piave | EXP | D | ● Blackish | Raven | 500mm x 100mm x 40mm | 24 |
| | | Potenza | EXP | D | ● Red | Rouge | 500mm x 100mm x 40mm | 24 |
| | | Arno | EXP | L | ● Warm Grey | Taupe | 500mm x 100mm x 40mm | 24 |
| | | Brenta | GP | L | ● Cream | Crema | 500mm x 100mm x 40mm | 24 |
| | | Livenza | GP | M | ● Cool Grey | Sterling | 500mm x 100mm x 40mm | 24 |
| | | Marana | EXP | D | ● Warm Grey | Taupe | 500mm x 100mm x 40mm | 24 |
| | SAN SELMO CORSO TEXTURED | Piave | EXP | D | ● Blackish | Raven | 500mm x 100mm x 40mm | 24 |
| | | Potenza | EXP | D | ● Red | Rouge | 500mm x 100mm x 40mm | 24 |
| | | Aged Red | GP | M | ● Red | Rouge | 230mm x 110mm x 76mm | 24 |
| | | Limewash | GP | L | ● Red | Rouge | 230mm x 110mm x 76mm | 24 |
| | | Reclaimed Original | GP | M | ● Red | Rouge | 230mm x 110mm x 76mm | 24 |
| | SAN SELMO RECLAIMED | Cloudy Silver | GP | M | ● Cool Grey | Sterling | 230mm x 110mm x 76mm | 25 |
| | | Grey Cashmere | GP | L | ● Cool Grey | Sterling | 230mm x 110mm x 76mm | 25 |
| | | Opaque Slate | GP | M | ● Cool Grey | Sterling | 230mm x 110mm x 76mm | 25 |
| | | Wild Storm | GP | D | ● Blackish | Raven | 230mm x 110mm x 76mm | 25 |
| | SAN SELMO SMOKED | Chill | EXP | M | ● Cool Grey | Sterling | 230mm x 110mm x 76mm | 25 |
| | | Jazz | EXP | D | ● Warm Grey | Taupe | 230mm x 110mm x 76mm | 25 |
| | | Rhythm | EXP | D | ● Brown | Sienna | 230mm x 110mm x 76mm | 25 |
| | | Tempo | EXP | L | ● Cream | Crema | 230mm x 110mm x 76mm | 25 |
| | ULTRA SMOOTH | Arctic Crystal | EXP | N/A | ○ White | Blanco | 230mm x 110mm x 76mm 110mm x 110mm x 76mm | 27 |
| | | Aquamarine | EXP | N/A | ● Cool Grey | Sterling | 230mm x 110mm x 76mm 110mm x 110mm x 76mm | 27 |
| | | Blue Sapphire | EXP | N/A | ● Cool Grey | Blue Mood | 230mm x 110mm x 76mm 110mm x 110mm x 76mm | 27 |
| | | Golden Amber | EXP | N/A | ● Tan | Bisque | 230mm x 110mm x 76mm 110mm x 110mm x 76mm | 27 |
| Smokey Quartz | | EXP | N/A | ● Brown | Sienna | 230mm x 110mm x 76mm 110mm x 110mm x 76mm | 27 | |

| Collection | Range | Product | Durability Class | Solar Rating | Colour Group | Colour Scheme | Size | Page |
|------------|-----------|-------------------|------------------|--------------|--------------|-------------------|-----------------------|-----------------------|
| GLAZED | BURLESQUE | Brushed Leather | EXP | M | ● Warm Grey | Taupe | 230mm x 110mm x 76mm* | 30 |
| | | Bursting Orange | EXP | M | ● Red | Rouge | 230mm x 110mm x 76mm* | 30 |
| | | Charming Black | EXP | D | ● Blackish | Raven | 230mm x 110mm x 76mm* | 30 |
| | | Cognac Illusion | EXP | M | ● Warm Grey | Taupe | 230mm x 110mm x 76mm* | 30 |
| | | Deepening Green | EXP | M | ● Cool Grey | Sterling | 230mm x 110mm x 76mm* | 30 |
| | | Enchanting Yellow | EXP | M | ● Cream | Crema | 230mm x 110mm x 76mm* | 30 |
| | | Indulgent White | EXP | L | ○ White | Blue Mood | 230mm x 110mm x 76mm* | 30 |
| | | Karrington Silver | EXP | L | ● Warm Grey | Taupe | 230mm x 110mm x 76mm* | 30 |
| | | Luscious Red | EXP | D | ● Red | Rouge | 230mm x 110mm x 76mm* | 30 |
| | | Majestic Grey | EXP | L | ● Warm Grey | Tailored Elegance | 230mm x 110mm x 76mm* | 30 |
| | | Oyster Grey | EXP | D | ● Cool Grey | Sterling | 230mm x 110mm x 76mm* | 30 |
| | | Smashing Blue | EXP | D | ● Cool Grey | Sterling | 230mm x 110mm x 76mm* | 30 |
| | | Sublime Steel | EXP | D | ● Cool Grey | Sterling | 230mm x 110mm x 76mm* | 30 |
| | | SPECIALTY | Amber | EXP | D | ● Red | Rouge | 230mm x 110mm x 76mm* |
| | Crimson | | EXP | D | ● Brown | Sienna | 230mm x 110mm x 76mm* | 31 |
| | Emerald | | EXP | M | ● Cool Grey | Sterling | 230mm x 110mm x 76mm* | 31 |
| | Espresso | | EXP | D | ● Blackish | Raven | 230mm x 110mm x 76mm* | 31 |
| | Jade | | EXP | M | ● Cool Grey | Sterling | 230mm x 110mm x 76mm* | 31 |
| | Pacific | | EXP | D | ● Blackish | Raven | 230mm x 110mm x 76mm* | 31 |
| | Royal | | EXP | D | ● Cool Grey | Sterling | 230mm x 110mm x 76mm* | 31 |
| | Sienna | | EXP | D | ● Brown | Sienna | 230mm x 110mm x 76mm* | 31 |

| Collection | Range | Product | Durability Class | Solar Rating | Colour Group | Colour Scheme | Size | Page | |
|------------|------------|---------------|------------------|--------------|----------------------|----------------------|----------------------|----------------------|----|
| LUXE | GOVERNOR | Blanc | EXP | L | ● Cream | Crema | 230mm x 110mm x 76mm | 35 | |
| | | Darling | EXP | M | ● Red | Rouge | 230mm x 110mm x 76mm | 35 | |
| | | Denison | EXP | M | ● Tan | Bisque | 230mm x 110mm x 76mm | 35 | |
| | | Foveaux | EXP | D | ● Brown | Sienna | 230mm x 110mm x 76mm | 35 | |
| | | Gipps | EXP | D | ● Red | Rouge | 230mm x 110mm x 76mm | 35 | |
| | | Haigh | GP | M | ● Tan | Bisque | 230mm x 110mm x 76mm | 35 | |
| | | King | GP | L | ● Tan | Bisque | 230mm x 110mm x 76mm | 35 | |
| | | Wakehurst | GP | M | ● Tan | Bisque | 230mm x 110mm x 76mm | 35 | |
| | METALLIX | Blackstone | EXP | D | ● Blackish | Raven | 230mm x 110mm x 76mm | 34 | |
| | | Bronze | EXP | D | ● Blackish | Raven | 230mm x 110mm x 76mm | 34 | |
| | | Cherry Soda | EXP | D | ● Red | Rouge | 230mm x 110mm x 76mm | 34 | |
| | | Cuprum | EXP | D | ● Red | Rouge | 230mm x 110mm x 76mm | 34 | |
| | | Gunmetal Blue | EXP | D | ● Blackish | Raven | 230mm x 110mm x 76mm | 34 | |
| | | Lithium | EXP | D | ● Blackish | Raven | 230mm x 110mm x 76mm | 34 | |
| | | Mercury | EXP | M | ● Cool Grey | Sterling | 230mm x 110mm x 76mm | 34 | |
| | | Platinum | EXP | M | ● Cool Grey | Sterling | 230mm x 110mm x 76mm | 34 | |
| | | Titanium | EXP | D | ● Warm Grey | Taupe | 230mm x 110mm x 76mm | 34 | |
| | | Quartz | GP | M | ● Cool Grey | Sterling | 230mm x 110mm x 76mm | 34 | |
| | | PANORAMA | Evening Dusk | EXP | D | ● Warm Grey | Taupe | 390mm x 110mm x 76mm | 35 |
| | | | Lunar Crust | EXP | L | ● Cool Grey | Sterling | 390mm x 110mm x 76mm | 35 |
| | Midnight | | EXP | D | ● Blackish | Raven | 390mm x 110mm x 76mm | 35 | |
| | Night Sky | | EXP | D | ● Blackish | Raven | 390mm x 110mm x 76mm | 35 | |
| | Snowfield | | GP | L | ● Cool Grey | Sterling | 390mm x 110mm x 76mm | 35 | |
| | SYMMETRY | Asphalt | EXP | M | ● Warm Grey | Taupe | 230mm x 110mm x 76mm | 34 | |
| | | Earth | EXP | D | ● Brown | Sienna | 230mm x 110mm x 76mm | 34 | |
| | | Portland | GP | M | ● Tan | Bisque | 230mm x 110mm x 76mm | 34 | |
| | URBAN ONE | Terracotta | EXP | M | ● Red | Rouge | 230mm x 110mm x 76mm | 34 | |
| | | Chiffon | EXP | D | ● Warm Grey | Taupe | 230mm x 110mm x 76mm | 34 | |
| | | Latte | EXP | D | ● Tan | Bisque | 230mm x 110mm x 76mm | 34 | |
| | | Pepper | EXP | D | ● Warm Grey | Taupe | 230mm x 110mm x 76mm | 34 | |
| | | Praline | EXP | L | ● Cream | Crema | 230mm x 110mm x 76mm | 34 | |
| | THE AVENUE | Silver | EXP | M | ● Cool Grey | Sterling | 230mm x 110mm x 76mm | 34 | |
| | | Charlton | EXP | D | ● Red | Rouge | 230mm x 110mm x 76mm | 34 | |
| | | Jackson | EXP | D | ● Brown | Sienna | 230mm x 110mm x 76mm | 34 | |
| Maddox | | EXP | D | ● Brown | Sienna | 230mm x 110mm x 76mm | 34 | | |
| Stratton | EXP | D | ● Brown | Sienna | 230mm x 110mm x 76mm | 34 | | | |

Blend Collection

| Collection | Range | Product | Durability Class | Solar Rating | Colour Group | Colour Scheme | Size | Page |
|------------|-------------------------|--------------|------------------|--------------|--------------|---------------|----------------------|------|
| ESSENTIALS | EVERYDAY LIFE | Engage | EXP | M | ● Cream | Crema | 230mm x 110mm x 76mm | 38 |
| | | Escape | GP | M | ● Tan | Bisque | 230mm x 110mm x 76mm | 38 |
| | | Freedom | EXP | D | ● Brown | Sienna | 230mm x 110mm x 76mm | 38 |
| | | Leisure | EXP | M | ● Warm Grey | Taupe | 230mm x 110mm x 76mm | 38 |
| | | Stimulate | GP | M | ● Red | Rouge | 230mm x 110mm x 76mm | 38 |
| | | Unwind | EXP | M | ● Brown | Sienna | 230mm x 110mm x 76mm | 38 |
| | HAMPTONS | Whitehaven | GP | L | ● Cool Grey | Sterling | 230mm x 110mm x 76mm | 38 |
| | METROPOLIS | Alabaster | GP | M | ● Warm Grey | Taupe | 230mm x 110mm x 76mm | 39 |
| | | Marcasite | GP | M | ● Warm Grey | Taupe | 230mm x 110mm x 76mm | 39 |
| | | Topaz | EXP | D | ● Brown | Sienna | 230mm x 110mm x 76mm | 39 |
| | | Amber Glow | GP | M | ● Tan | Bisque | 230mm x 110mm x 76mm | 38 |
| | OLD COLONIAL RENOVATORS | Buff | GP | M | ● Red | Rouge | 230mm x 110mm x 76mm | 38 |
| | | Mahogany | EXP | D | ● Brown | Sienna | 230mm x 110mm x 76mm | 38 |
| | | Red | GP | M | ● Red | Rouge | 230mm x 110mm x 76mm | 38 |
| | | Cream | GP | M | ● Cream | Crema | 230mm x 110mm x 76mm | 38 |
| | WHITSUNDAY TEXTURES | Red | GP | M | ● Red | Rouge | 230mm x 110mm x 76mm | 38 |
| | | Brampton | EXP | M | ● Cool Grey | Sterling | 230mm x 110mm x 76mm | 39 |
| | | Orpheus | EXP | D | ● Warm Grey | Taupe | 230mm x 110mm x 76mm | 39 |
| | WILDERNESS DESIGN | Blackberry | EXP | D | ● Blackish | Raven | 230mm x 110mm x 76mm | 39 |
| | | Blackbutt | EXP | D | ● Blackish | Raven | 230mm x 110mm x 76mm | 39 |
| | | Blue Gum | EXP | D | ● Blackish | Raven | 230mm x 110mm x 76mm | 39 |
| | | Grey Gum | EXP | M | ● Warm Grey | Taupe | 230mm x 110mm x 76mm | 39 |
| | | Rosewood | EXP | D | ● Blackish | Raven | 230mm x 110mm x 76mm | 39 |
| | | Silver Birch | EXP | L | ● Cool Grey | Sterling | 230mm x 110mm x 76mm | 39 |

*Or made to order

EXP = Exposure grade

Suitable for use in external walls exposed to aggressive environments, such as; areas subjected to salts in the soil, adjacent material or ground water, in coastal areas exposed to attack from windborne salt spray, or retaining walls subjected to fertilisers and ground salts.

GP = General purpose

Suitable for internal and external walls only when above a sheet or membrane damp-proof course and protected by an adequate coping, eaves, roof or similar top covering. These units should not be directly exposed to saline environments.

Solar absorptance rating

In the design of energy efficient buildings, architects and consulting engineers need to be able to calculate the heat loss or gain of materials used to construct these buildings.

For this reason, our product range has been categorised into the below three colour groups –

Light (L) < 0.475

Medium (M) 0.475 - 0.70

Dark (D) > 0.70

to assist with their calculations.

| Collection | Range | Product | Durability Class | Solar Rating | Colour Group | Colour Scheme | Composition | Size | | |
|------------|-------------------------|--------------|------------------|--------------|--------------|---------------|--|-----------------------|--------------------------|----------------------|
| PREMIUM | SAN SELMO SMOKED | Ember | GP | L | ● Blackish | Raven | 50% Opaque Slate, 50% Grey Cashmere | 230mm x 110mm x 76mm | | |
| GLAZED | GALLERIA | Aqueous | EXP | M | ● Cool Grey | Sterling | 50% Royal, 50% Pacific | 230mm x 110mm x 76mm* | | |
| | | Crimson Sky | EXP | D | ● Brown | Sienna | 50% Sienna, 50% Crimson | 230mm x 110mm x 76mm* | | |
| | | Eden | EXP | M | ● Cool Grey | Sterling | 50% Jade, 50% Emerald | 230mm x 110mm x 76mm* | | |
| | | Serenity | EXP | M | ● Warm Grey | Taupe | 40% Majestic Grey, 60% Karrington Silver | 230mm x 110mm x 76mm* | | |
| | | Superstition | EXP | D | ● Blackish | Raven | 50% Espresso, 50% Charming Black | 230mm x 110mm x 76mm* | | |
| | | LUXE | GOVERNOR | Bowen | GP | M | ● Tan | Bisque | 70% Haigh, 30% Wakehurst | 230mm x 110mm x 76mm |
| Cairns | GP | | | M | ● Tan | Bisque | 70% Wakehurst, 30% Haigh | 230mm x 110mm x 76mm | | |
| Carrington | EXP | | | D | ● Tan | Bisque | 70% Gipps, 30% Denison | 230mm x 110mm x 76mm | | |
| Musgrave | GP | | | L | ● Tan | Bisque | 60% King, 30% Haigh, 10% Wakehurst | 230mm x 110mm x 76mm | | |
| Norman | GP | | | M | ● Tan | Bisque | 60% Haigh, 30% Wakehurst, 10% King | 230mm x 110mm x 76mm | | |
| O'Connell | EXP | | | M | ● Tan | Bisque | 40% Denison, 40% Darling, 20% Foveaux | 230mm x 110mm x 76mm | | |
| Robinson | EXP | | | D | ● Tan | Bisque | 60% Gipps, 30% Denison, 10% Foveaux | 230mm x 110mm x 76mm | | |
| Stewart | EXP | | | M | ● Cream | Crema | 80% Darling, 20% Foveaux | 230mm x 110mm x 76mm | | |
| ESSENTIALS | OLD COLONIAL RENOVATORS | | | Balmian | GP | M | ● Red | Rouge | 50% Buff, 50% Red | 230mm x 110mm x 76mm |
| | | | | Birchgrove | GP | M | ● Red | Rouge | 14% Buff, 86% Red | 230mm x 110mm x 76mm |
| | | Canyon | GP | M | ● Red | Rouge | 33% Buff, 33% Red, 33% Mahogany | 230mm x 110mm x 76mm | | |
| | | Glebe | GP | M | ● Red | Rouge | 70% Red, 20% Buff, 10% Mahogany | 230mm x 110mm x 76mm | | |
| | | Glenbrook | GP | M | ● Brown | Sienna | 70% Mahogany, 20% Red, 10% Buff | 230mm x 110mm x 76mm | | |
| | | Holiday | EXP | D | ● Brown | Sienna | 60% Freedom, 40% Unwind | 230mm x 110mm x 76mm | | |
| | | Retreat | EXP | M | ● Warm Grey | Taupe | 60% Leisure, 40% Engage | 230mm x 110mm x 76mm | | |



Home of Design

Brickworks Design Studios and Design Centres are the place to get inspired and excited about your project.

Our extensive and innovative range of building solutions are all on display within our Brickworks Design Studios and Design Centres. A free one-to-one colour consultation with a Brickworks design expert allows you to feel the textures and experience the quality first hand, giving you ideas and bringing your new home to life.

brickworks.com.au/colour-consultations/

And now, with our online colour visualisation tool, iVisualise, you can experiment and choose what your new home will look like online, making the process of selecting your external colours and finishes a stress-free experience.

australbricks.com.au/ivisualise

Backed by Brickworks

Local expertise. Global quality. Brickworks Building Products is one of Australia's biggest building material producers. With heritage going all the way back to one of Australia's founding brick producers, we're proud of our reputation for design, innovation and sustainability.

BRICKWORKS


AUSTRALIA



NORTH AMERICA



EXCLUSIVE DISTRIBUTOR



Product: La Paloma Romero
 Project: Waterside Court
 Architect: JW Constructions
 Photographer: Connoisseur Photography



Visit. australbricks.com.au

Call. 13 Brick

Design Studio

Sydney

2 Barrack Street,
Sydney NSW 2000
02 9611 4200
sydneydesignstudio
@brickworks.com.au

Design Centres

Albion Park

45 Princes Highway
Albion Park NSW 2527 02
4257 1566

Bowral

Lot 1 Oxleys Hill Road,
Bowral NSW 2576
02 4861 3031

Coffs Harbour

27 Lawson Street Coffs
Harbour NSW 2450
02 6652 3457

Beresfield

2 Yangan Drive
Beresfield NSW 2322
02 4944 6200

Canberra

7 Lithgow Street
Fyshwick ACT 2609
02 6143 2400

Punchbowl

62 Belmore Road North
Punchbowl NSW 2196
02 9915 9100

Head Office

Horsley Park

738-780 Wallgrove Road,
Horsley Park NSW 2175
02 9830 7777
Infonsw
@australbricks.com.au

Follow Us



Visit. australbricks.com.au

Call. 13 Brick



BRICKWORKS