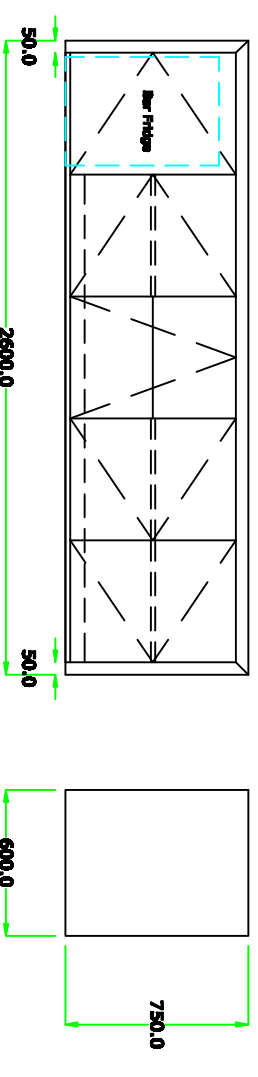
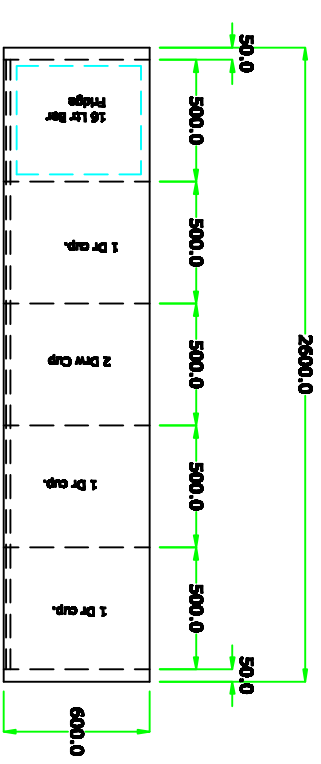
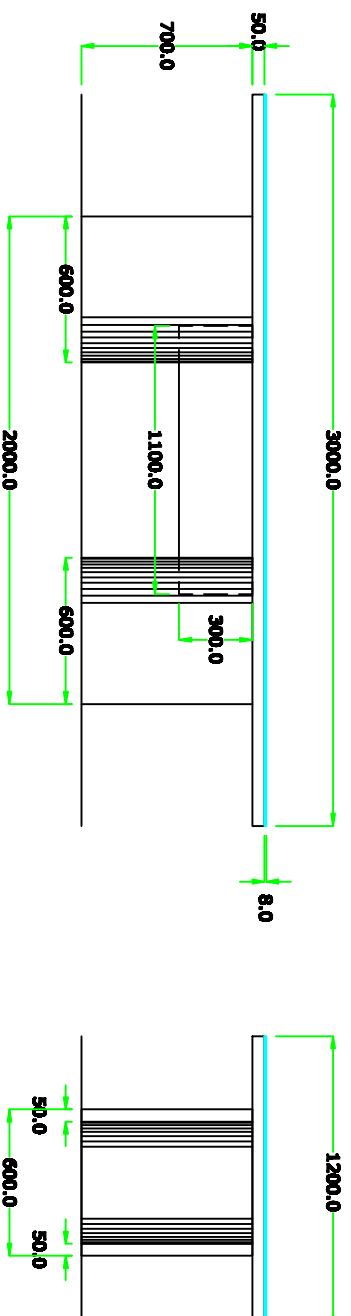
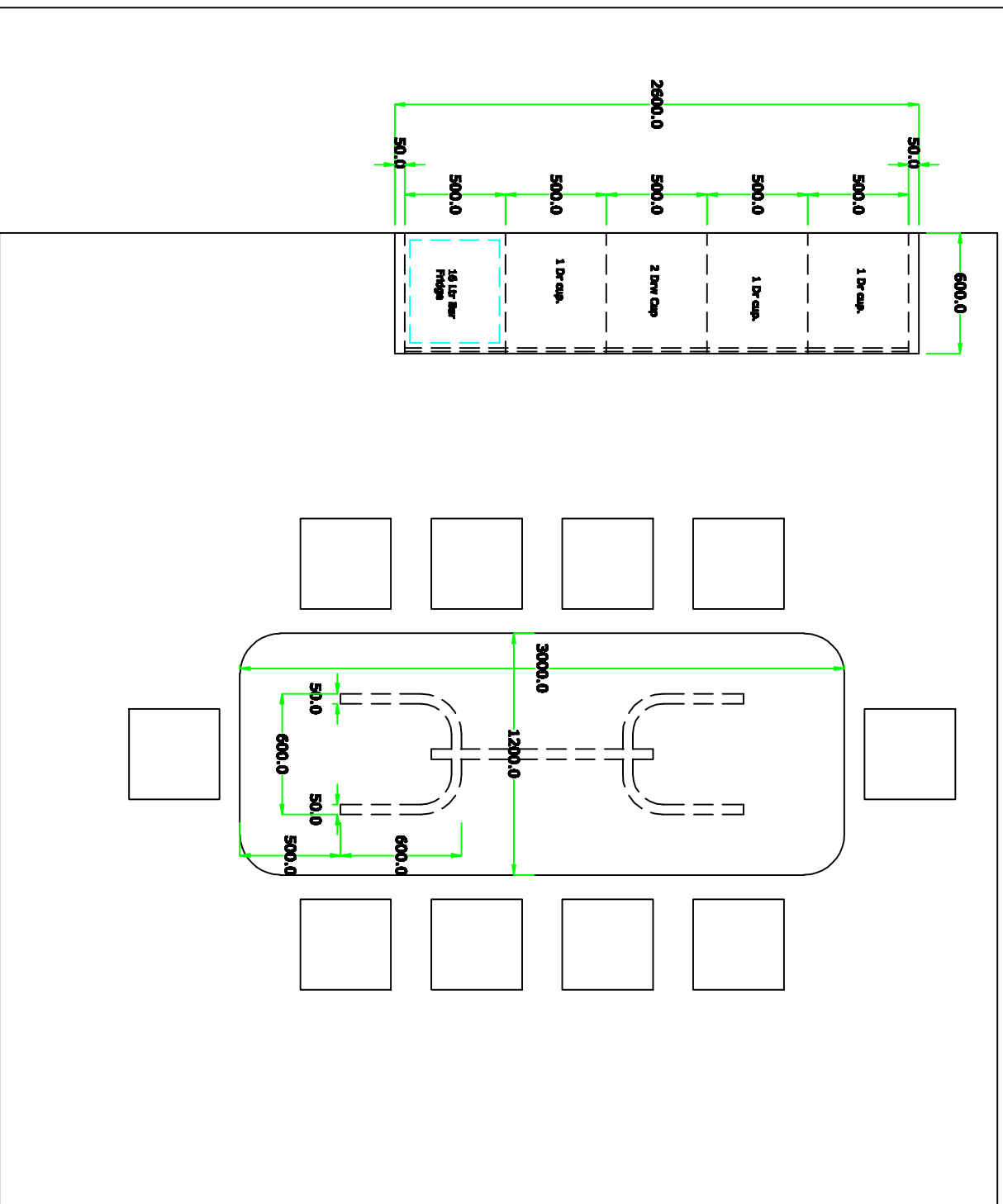


# TWEAK



**Design Brief:**  
The boardroom joinery will compliment the main reception counter including the curved edge profile, gloss and matt black surfaces and the polished metal edge trim. The graphic elements will be applied to the table base structure, similar to the reception frontage.  
A map of New Zealand will be the primary feature illustrating the companies coverage, highlighting the current branch locations using LED diodes. Additional locations will be added as required.

**SPECIFICATIONS:**

- Credenza:-**  
- Counter top - Black matta HPL with polished metal edging.  
- Cabinet -  
Interior - Black melamine.  
Exterior - Black gloss acrylic on MDF, matching laser edging.
- Hardware -**  
- Hinges - Hettich soft close concealed hinges.  
- Drawers - Hettich Aventech You drawers - Black push 2 open.
- Appliances -**  
- Bar fridge - Midea 69L bar fridge (Black) 445w x 510d x 6630h. (<https://www.tradedepot.co.nz/midea-bar-fridge-69l-black>).
- Boardroom Table:-**  
- Glass top - 8mm low iron glass.  
- Table top - MDF substrate with printed graphic map of New Zealand.  
- Table base - Bendy/ply substrate lined with Black gloss HPL and polished metal edging.
- Hardware -**  
- Lighting - LED diodes colour blue highlighting the branch locations through NZ.

**CLIENT NAME: BOOTH'S TRANSPORT**

**DATE: 19/09/2022**

**AUTHOR: Vaughn Tongs**

**PROJECT DESCRIPTION: Proposed Drawing**

**New Boardroom Joinery**

This drawing is the legal property of Tweak Joinery Solutions. All rights are reserved. No unlawful duplications of this document are permitted.

**JOINERY SOLUTIONS**

