



Boston Wardrobes

Wardrobe Door Technical Considerations

Wardrobe Door

Technical Considerations



Whether you are adding a wardrobe as part of a renovation or replacing an existing system, the first step is to come into our showroom for an appointment with your design consultant.

This guide has been created to give you the information you need when planning your new wardrobe door solutions.



Boston Wardrobes is a NZ owned company with more than 35 years experience designing and installing wardrobes, giving you peace of mind that your project will be completed to the highest standard. We are proud of producing quality, durable products that improve your life and elevate your space.

Wardrobe Doors

The Boston Range


Decor, and Aristo doors are composed of either melamine or mirror panels. Aristo doors can also be made with glass or a combination of melamine panel, mirror and glass. Each range has top and bottom tracks and unique metal trim designs.

With an extremely durable surface, our melamine panels are composed of sustainably sourced, New Zealand MDF substrate, laminated with quality melamine sheets available in a huge variety of finishes and colours.

Our mirror doors are 4mm thick, genuine float glass that provides a perfect reflection and is lined with a safety backing that meets or exceeds all building code requirements.

Villa and Flush panel doors are constructed out of a premium hollow core with a thick New Zealand made MDF skin giving them a smooth finish when painted. They have no trim and no bottom track.

We have a number of wardrobe door styles available and it's best to take the time to look at and consider each of them in our Showroom.

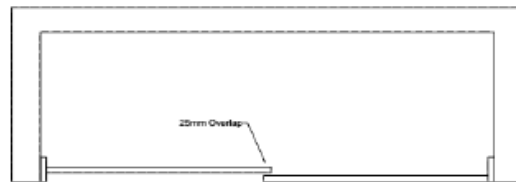


Wardrobe Doors

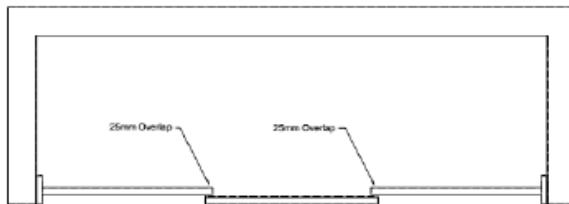
Space requirements

DIAGRAMS OF DOOR OVERLAPS

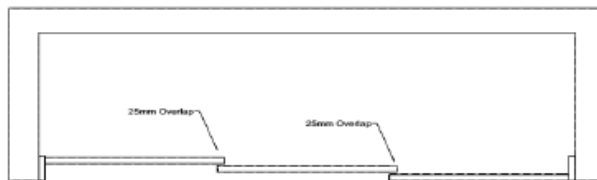
TWO DOORS ON TWIN TRACK.




THREE DOORS ON TWIN TRACK.



THREE DOORS ON OPTIONAL TRIPLE TRACK.



FOUR DOORS ON TWIN TRACK.



Sliding doors are made-to-measure to fit door openings up to 2440mm high (or 2700mm with our Aristo range), and up to 4720mm wide, using a combination of either 2, 3 or 4 sliding doors.

Ensure that the shelving inside your wardrobe does not protrude into the space where the sliding doors will be. Allow at least 40mm from the back of the doors to the front edge of any shelving inside the wardrobe.

Wardrobe depth

- The wardrobe must have enough depth so that your hanging clothes do not impede the movement of the sliding doors.
- The minimum recommended wardrobe depth is 600mm.
- Hanging bar for clothes should be fitted 250mm out from the back wall of the wardrobe.

Wardrobe Doors

Information on jambs

Side Jambs

When the plan is to slide the doors against existing side walls, we recommend that jambs are fixed to the walls so the sliding doors do not, over time, damage the painted Gib surface as they are slid against them. Also, most walls have skirting at floor level, and a cornice or scotia at ceiling level, which will obstruct the doors and tracks. As long as the walls are reasonably plumb (vertical), the jambs can be fixed directly to the walls, cutting out a section of skirting and cornice so the jamb runs from floor to ceiling. Minimum recommended thickness of jambs:19mm. Please note that if you are planning for our top-hung doors (including Villa and Flushpanel), you will need a weight-bearing lintel, therefore the jambs will not be fixed to the side walls.

Ceiling

In the case of Melamine doors, we usually recommend to fit a ceiling jamb when fitting the doors right up to ceiling height. In some cases, it is possible to fix the top track to your ceiling as long as there is some solid fixing inside your ceiling for the top track to screw fix into. Check your ceiling for level and within the height range of the doors.

Floor

The bottom track can be screw-fixed to a wooden floor, or glued to a concrete or ceramic tile floor. If you have carpet, or you are planning to lay carpet, please refer to the carpet section below.

Door Jamb Width Requirements

For Twin Track – door jambs must be at least 90mm wide.

For Triple Track – door jambs must be at least 110mm wide.

Wardrobe Doors

Carpet & floor packer info

If you have existing carpet, we will need to cut the carpet to install a packer for the bottom track. You will need to arrange a carpet repair (at customer's expense).

If new carpet is being laid, we will need to install the packer before the carpet is laid. Please talk to your consultant about ensuring this is arranged before the carpet installation.

The floor packer will not be visible after the carpet is laid and the doors are installed.

Tapered packers


If your floor has more than an 8mm variance, you may need a tapered packer. This will correct the uneven floor and give a level fixing (this applies to both carpet and hard flooring).

Floor packer dimensions

Twin Track – 60mm x 10mm (x length between door jambs).

Triple Track – 100mm x 10mm (x length between door jambs).

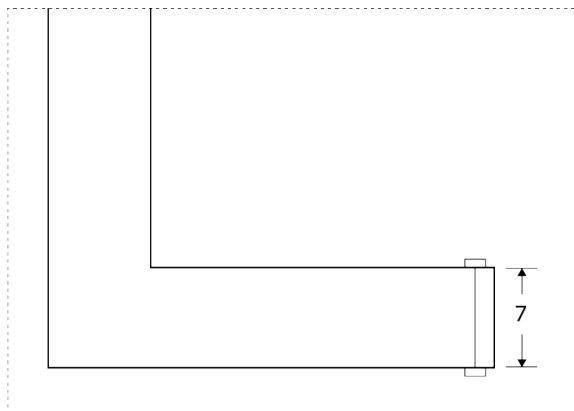
How to measure Door openings



Front view of
door opening

1. Height left side
2. Height centre
3. Height right side
4. Top width between door jambs
5. Centre width between door jambs
6. Bottom width between door jambs
7. Width of door jamb

Take note of what floor surface have you measured from – carpet, ceramic tiles, vinyl, cork, bare wood or concrete floor? If you have measured from a bare wood or concrete floor, are you planning to fit carpet or some other type of floor covering?



Top view of
door jamb

Next steps

Get in touch!



Boston Wardrobes offers the largest range of wardrobe systems in New Zealand.

Boston organisers are constructed locally with New Zealand made melamine panels. With an extremely durable surface, the panels are composed of sustainably sourced, New Zealand MDF substrate, laminated with quality melamine sheets available in a huge variety of finishes and colours.

Our showroom has many reach-in and walk-in wardrobes on display, showcasing all of our organiser and door ranges, as well as accessories.

Depending on your requirements, building stage and budget, our sales consultants can direct you to the system that will best suit your project.

[Get in touch to make an appointment at our Showroom today.](#)