



Boston Wardrobes

Measuring  
Guide

# Measuring Guide



**Whether you are adding a wardrobe as part of a renovation or replacing an existing system, the first step is to come into our showroom for an appointment with your design consultant.**


To make the best use of your time together, we recommend you bring approximate measurements of your space, together with a few photos on your phone. That way, we can get a design and quote underway immediately.

*Your designer will then come to your home to complete a final measure and finalise any details. or new home.*



Boston Wardrobes is a NZ owned company with more than 35 years experience designing and installing wardrobes, giving you peace of mind that your project will be completed to the highest standard. We are proud of producing quality, durable products that improve your life and elevate your space.

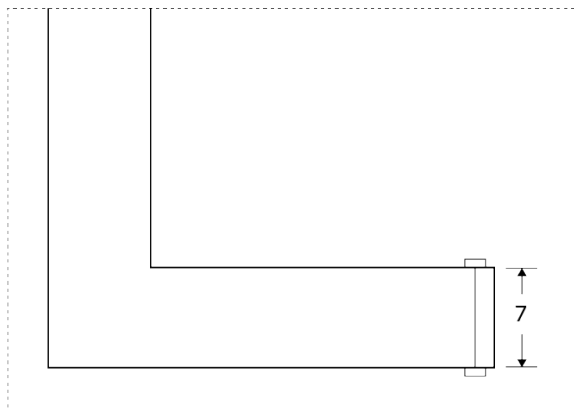
# How to measure Door openings



Front view of  
door opening

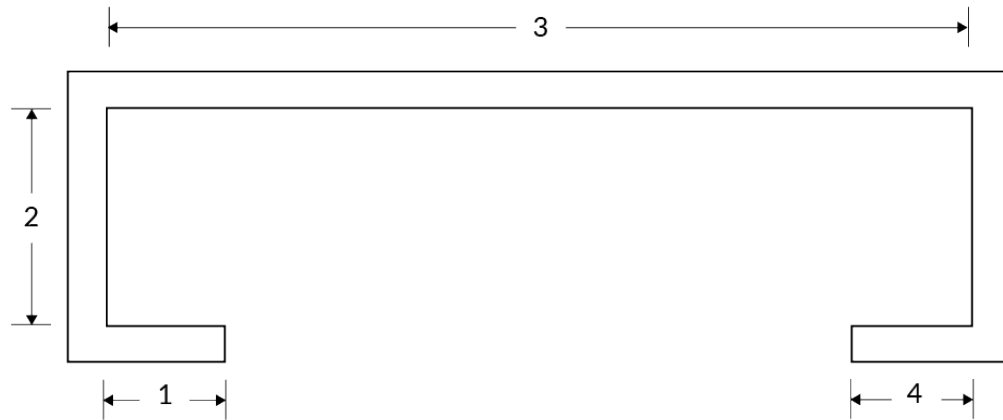
1. Height left side
2. Height centre
3. Height right side
4. Top width between door jambs
5. Centre width between door jambs
6. Bottom width between door jambs
7. Width of door jamb

Take note of what floor surface have you measured from – carpet, ceramic tiles, vinyl, cork, bare wood or concrete floor? If you have measured from a bare wood or concrete floor, are you planning to fit carpet or some other type of floor covering?



Top view of  
door jamb

# How to measure Space for wardrobe organisers



Top view of  
wardrobe space



Front view of  
door opening

1. Left-hand return width
2. Internal depth
3. Internal back wall length
4. Right-hand return width
5. Height of door opening
6. Height of ceiling

## Things to Look Out for:

Power points & lights - take note of positions and size

Windows, hatches, architraves, sills, curtain rails etc.



## Next steps

### Get in touch!



**Boston Wardrobes offers the largest range of wardrobe systems in New Zealand.**

Boston organisers are constructed locally with New Zealand made melamine panels. With an extremely durable surface, the panels are composed of sustainably sourced, New Zealand MDF substrate, laminated with quality melamine sheets available in a huge variety of finishes and colours.

Our showroom has many reach-in and walk-in wardrobes on display, showcasing all of our organiser and door ranges, as well as accessories.

*Depending on your requirements, building stage and budget, our sales consultants can direct you to the system that will best suit your project.*

[Get in touch to make an appointment at our Showroom today.](#)