




multiboard

shower bases

drains

niches



Innovative . Efficient . Affordable

Contents


Multiboard.....	04
Ready to Tile Over Shower Bases.....	07
Fillets	10
Shower Hobs.....	11
Shower Niches & Footrest.....	12
Drains.....	14
Flanges.....	15
Adhesive	15

Affiliations and Accreditations

We are proud to be affiliated with or accredited by these brands



Multiboard



40% of underfloor heating gets lost through concrete floors.

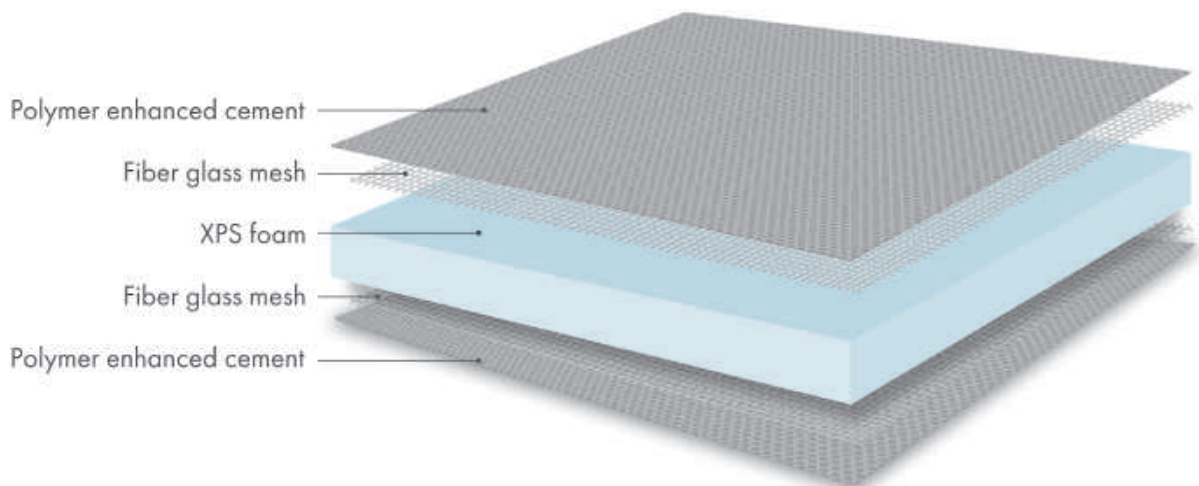
Marmox insulation boards are thin sheet boards designed to insulate the floor surface of new or existing buildings, saving up to 50% of the heat lost with conventional underfloor heating. This will significantly improve heat up time and greatly reduce running costs. When used over a wooden floor, Marmox also acts as a tile backer and will not absorb moisture when used in bathrooms or wet areas.



Multiboard

Features

- Energy saving / Energy efficient
- Acts as a thermal barrier and significantly reduces heat loss to the substrate
- Easy to work with and install into new and existing building projects
 - Over concrete using a flexible tile adhesive, similar to installing large tiles
 - Over timber with glue and screw gun
- Removes the need for tile and slate underlay, provided the sub-floor is structurally sound and level
- Completely water resistant and will not absorb moisture, making it ideal for bathrooms and wetrooms
- Acts as an excellent acoustic barrier
- Reduces foot fall noise on concrete floors



Code	Thickness* (mm)	Dimensions (length x width) (mm)	Weight (kg/board)	Density (kg/m)	Thickness of the foam (m)	R value (m.K/W)	Thermal transmittance (W/m ² x K) 100°C ambient temp difference	Number of insulation boards per box
MCB6	6	600 x 1250	2.0	445	0.005	0.16	3.19	8 (6m ²)
MCB10	10	600 x 1250	2.2	290	0.009	0.28	2.33	6 (4.5m ²)
MCB20	20	600 x 1250	2.5	170	0.019	0.59	1.40	5 (3.75m ²)

*Insulation boards of thicknesses 30mm and 50mm are also available but have longer lead times.

Multiboard



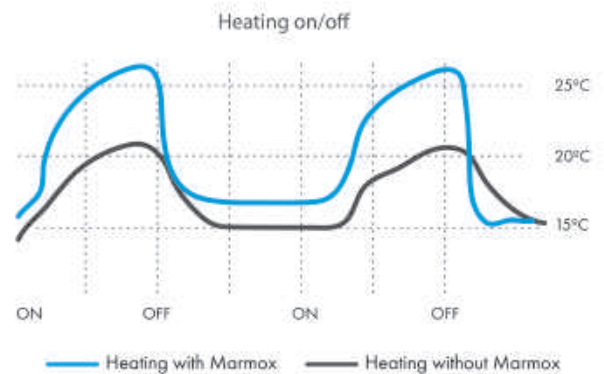
Technical Properties

(of the foam component)


Density	36kg/m ³
Thermal Conductivity	0.027 watt/mK
Thermal Conductivity	(5 years) 0.032 watt/mK
Compressive Strength	3.0 kg/cm ² {300kN/m ² }
Water Absorption (Immersion)	0.2% by vol
Water Absorption (Capillary)	Nil
Coefficient of Linear Expansion	30 x 10.6
Flammability	B1 Class '0'

Fix Marmox to concrete or wooden floors with the appropriate flexible tile adhesive (Classification C2). Simply lay your heating element on top of the Marmox boards and then tile directly over again using a flexible tile adhesive. Quick and easy to install, Marmox boards are a perfect solution for insulating and waterproofing in one operation.

The Benefits of Using Marmox in Your Home



Ready to Tile Over Shower Bases



Low-cost easy to install waterproof base used in the design of a wet room. Marmox ready-to-tile-over shower base is a preformed floor level panel that can be cut to fit the shower area. It is placed directly onto a concrete or wooden floor or it can be recessed. The Marmox shower base will help you create a fully waterproof shower area with total ease.



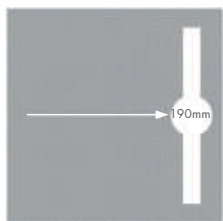
Ready to Tile Over Shower Bases

Features

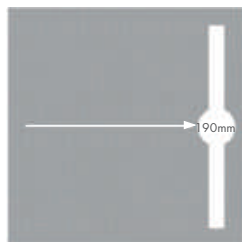
- Available in a range of sizes to suit all shower layouts
- It can be easily cut to fit all designs and is perfect for existing timber and concrete floors
- Acoustically better than sand and cement
- Hygienic as there is no moisture build up
- Preformed (with appropriate falls)
- Lightweight
- Suitable for all waterproofing and tiles
- Custom options available to create any size requirement [refer Fillets section - Page 10]



CHANNEL - Trough Drain Traverse & Longitudinal




1000 x 1000 x 25mm
MXPST 1.0 - 1.0 TDTV
[800mm channel]



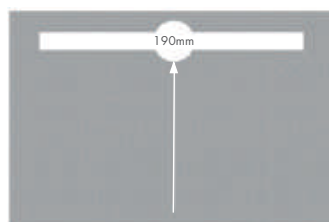
1200 x 1200 x 25mm
MXPST 1.2 - 1.2 TDTV
[1000mm channel]



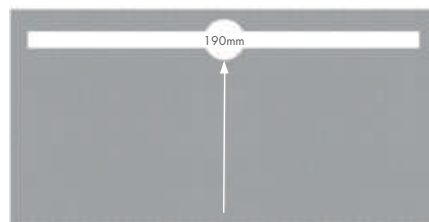
1000 x 1500 x 25mm
MXPST 1.0 - 1.5 TDTV
[800mm channel]



1000 x 2000 x 35mm
MXPST 1.0 - 2.0 TDTV
[800mm channel]

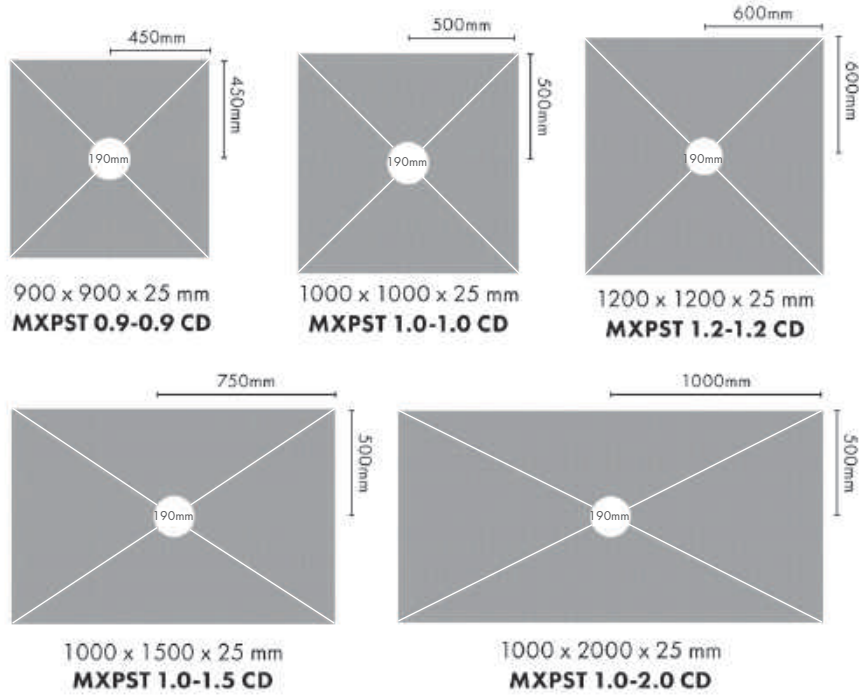


1000 x 1500 x 25mm
MXPST 1.0 - 1.5 TDLT
[1000mm / 1200mm channel]
Packers included

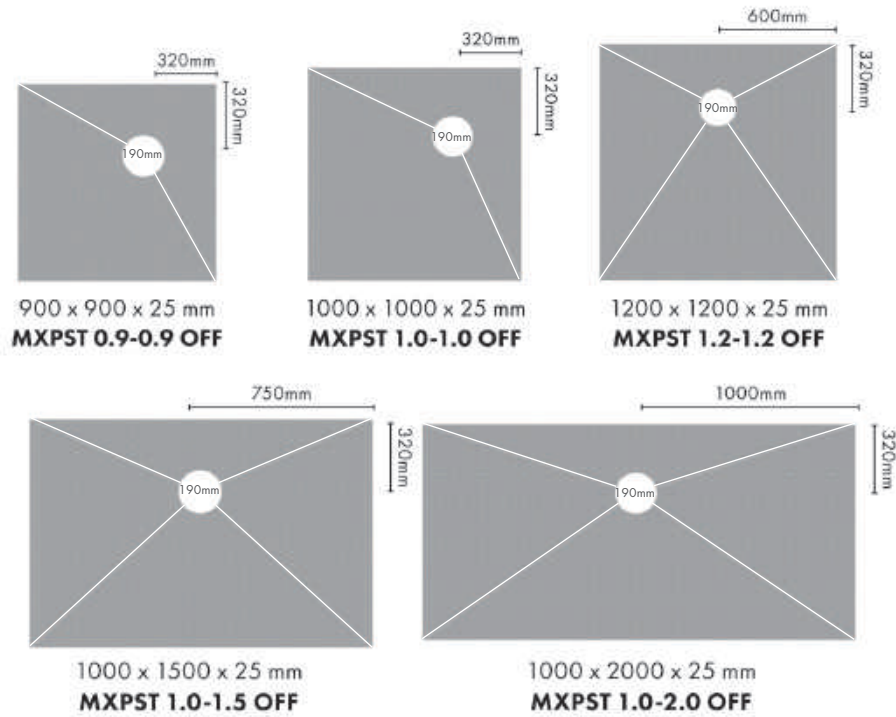


1000 x 2000 x 25mm
MXPST 1.0 - 2.0 TDLT
[1200mm / 1800mm channel]
Packers included

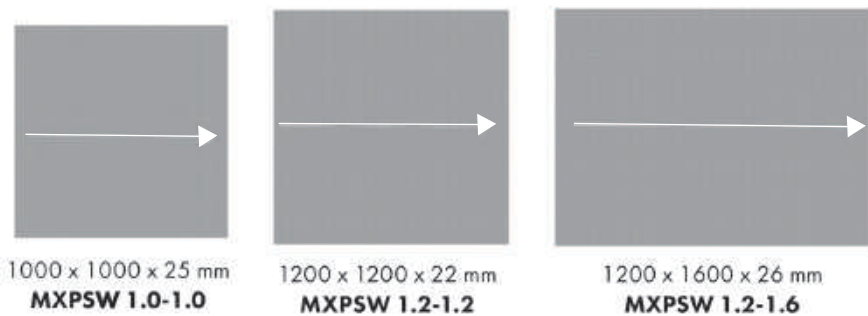
CENTRE



OFFSET



WEDGE



Fillets



Marmox fillets are extensions added or fitted to existing shower bases to increase their lengths / widths to the desired size. The seamless designs effortlessly unify with the shower bases without hampering the aesthetics.



500 x 1200
FILLET 500-1200



500 x 1200 TDTV
FILLET 500-1200 TDTV

Used to extend the 1 m x 2 m Shower base (Trough drain traverse) - Code MXPST 1.0-2.0 TDTV



1000 x 1200
FILLET 1000-1200



200 x 1200
FILLET 200-1200

Side fillets can be used to extend the width of channel drains (traverse & longitudinal).

Code: SIDE FILLET 2001000 Size: 200 (w) x 1000 (l) mm Fall: 25mm to 15mm

Code: SIDE FILLET 2001500 Size: 200 (w) x 1500 (l) mm Fall: 25mm to 15mm

Code: SIDE FILLET 2002000 Size: 200 (w) x 2000 (l) mm Fall: 35mm to 15mm

A wedge fillet and packer can be used with Wedge shower bases

Wedge fillet Code: FILLET 1101200 Size: 110 (w) x 1200 (l) mm Fall: 15mm to 10mm

Packer Code: PACKERS10 Size: 75 (w) X 200 (l) x 10(d) mm

Shower Hobs



Marmox shower hobs are used to contain water within a shower enclosure. They are available in 2 sizes and 3 lengths 1100mm, 1600mm and 2100mm.

Note: Marmox shower hobs are not required for a level entry shower.




1100 x 65 x 65mm **MHOB 65-1100**
 1600 x 65 x 65mm **MHOB 65-1600**
 2100 x 65 x 65mm **MHOB 65-2100**



1100 x 50 x 35mm **MHOB 50351100**
 1600 x 50 x 35mm **MHOB 50351600**
 2100 x 50 x 35mm **MHOB 50352100**

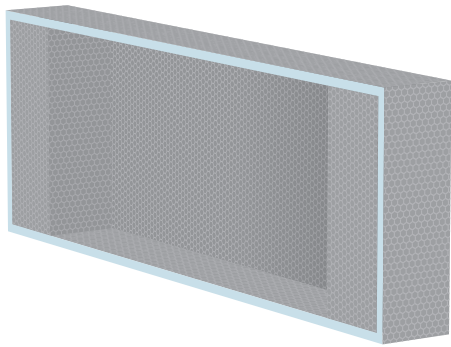
Pre-fabricated Shower Niches & Footrest- Flat-packed



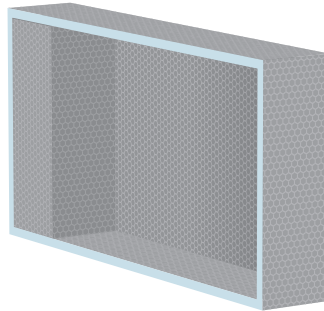
A Shower Niche is an elegant way to provide extra space for small shower items. The Marmox Shower Niche provides a low cost, easily installed and completely waterproof alternative for shower niche construction. Upgrade your bathroom shower area with an inexpensive and classy niche and/or footrest.




Pre-fabricated Shower Niches & Footrest (flat-packed)



MNVP 930330
930 x 330mm
(External dimensions 955 x 355mm)



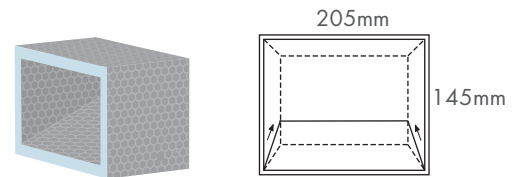
MNVP 630330
630 x 330mm
(External dimensions 655 x 355mm)



MNVP 330330
330 x 330mm
(External dimensions 355 x 355mm)

Features

- Available in flat packs which can be easily assembled
- Made from an extruded polystyrene core coated on either side with a thin but robust layer of fibreglass reinforced polymer concrete
- Ready to waterproof and then tile
- Lightweight and easy to work with
- 12.5mm thick and fits wall cavities 86mm or deeper
- Can be used to form a recess for toiletries within showers and other wet areas
- Perfect for a DIY bathroom

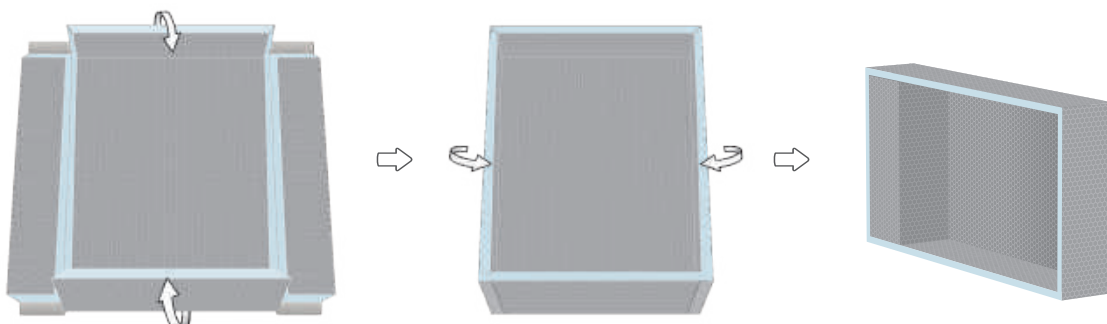


FOOTREST
180 x 120mm
(External dimensions 205 x 145mm)



PACKER
Included with the following niche sizes
MNVP 930330 (2 PACKERS)
MNVP 630330 (1 PACKER)

Easily Assembled




Warning - Do not use solvent based adhesives to assemble this product

Slimline Drains

The Marmox Slimline drains have been crafted from the highest quality stainless steel and to the finest detail creating a luxurious finish to any bathroom.

Features

- Outlet size 65mm
- Available in 2 styles - Brushed Stainless and Mesh
- Superior fall/centre outlet
- Manufactured from maintenance-free high quality materials
- 316 grade stainless steel
- Easy removal for cleaning



Brushed Stainless Slimline Drain
110 x 110 x 14mm ø65mm **FD11XS65-SLB**



Mesh Slimline Drain
110 x 110 x 14mm ø65mm **FD11XS65-SLM**

Channel Drains



Brushed Stainless Solid Channel Drain
800 / 900 / 1000 / 1200 x 69 x 21mm ø45mm
FDTB 800 SS / FDTB 900 SS / FDTB 1000 SS / FD1200 SS
(Available in 3 finishes - brushed stainless, matt black and brushed gun-metal)



Mesh Channel Drain
800 / 900 / 1000 / 1200 / 1800 x 69 x 21mm ø45mm
FDM 800 / FDM 900 / FDM 1000 / FDM 1200 / FDM 1800



Tile Insert Channel Drain
800 / 900 / 1000 / 1200 x 69 x 21mm ø45mm
1800 x 69 x 25mm ø45mm
FDT 800 / FDT 900 / FDT 1000 / FDT 1200 / FDT 1800

Flanges

Standard Waste Flange

(For Tiled Shower Installation)

The Tranquillity Tile Flange acts as an extra seal between the drain and your bathroom tiles.



Product Code	Description
FLC80	80mm Tile flange
FLC100	100mm Tile flange

Back to Wall Flange

(To be used with wedged trays)

The Tranquillity new Back to Wall Flange allows a closer installation of your channel drain to the wall. It also acts as an extra seal between the drain and your bathroom tiles.



Product Code	Description
BFLC80	80mm Back to wall flange
BFLC100	100mm Back to wall flange

Features

- PVC leak control flange suitable for all Tranquillity channel drains and point drains
- Available in 2 sizes
- Promotes adhesion to the waterproofing membrane

Premium Tile Adhesive

Lightweight high performance adhesive with high bond strength, high flexibility and suitable for use with Marmox Shower bases. Code : MPTA4

Features

- AS ISO 13007 CLASSIFICATION
- C2 Improved cementitious adhesive
- S2 Highly deformable (flexible)
- Extended open time (>30 minutes)
- Fast setting / drying



Washers & Screws

Made of zinc coated metal for strong and safe mechanical fixing with screws.

Code: WASHERS 20 pcs/bag
(Screws included)





Marmox New Zealand Ltd

T 0800 627 669 F 09 820 7090 E info@marmox.co.nz W www.marmox.co.nz
483A Rosebank Road, Avondale, Auckland 1026 PO Box 19144, Avondale, Auckland 1746