



NZILA RESENE PRIDE OF PLACE
LANDSCAPE AWARDS 2019

INST

Landscape Design:
INST Institutional
Passchendaele Memorial Garden

Submitted by
Boffa Miskell

Boffa Miskell



Project Summary

To commemorate the centennial of Passchendaele, one of the most significant battles of World War I, the Passchendaele Memorial Museum, just outside Ypres, commissioned poppy-shaped memorial gardens from seven countries, including New Zealand.

Boffa Miskell's design proposal was selected as the winning entry in an invited competition run by the New Zealand-based Passchendaele Society.

The design expresses a uniquely New Zealand aesthetic in the Passchendaele location. An essential element was to bring as many elements as possible from New Zealand – particularly the aggregate and the stone, as those truly are 'of the earth'. This memorial, quite literally, is a part of Aotearoa brought to Passchendaele.

The museum's design brief required that each memorial respond to three themes: remembrance through plant symbolism, remembrance through visual art and remembrance through literature. These themes are treated as discrete design elements within the individual petals and throughout the whole poppy installation, as a way to unify the space as a single installation, exhibit and experience.

Remembrance through planting comprises a flax swathe, and a planting curve. Iconic plants of New Zealand – flax, rātā and mānuka – were chosen for the design.

Remembrance through visual art takes the form of a concrete memory column. The scale of the door requires visitors to bend low to enter, echoing the physical confinement of the battlefield trenches. The size of the opening and internal diameter has been designed to allow a wheelchair to enter and turn around. The column is pierced by 2,700 pinholes, in a random array, representing the number of the fallen – dead, wounded and missing – at the end of the first day. Underfoot, 846 bronze inlays symbolize the New Zealand soldiers killed within the first hours of the battle.

Addressing remembrance through literature, the evocative lyrics of 'Poppy and Pohutukawa' are emblazoned in bronze within an arc of Timaru basalt. While the words effectively encapsulate the New Zealand aspect within the overall theme of the memorial gardens, the familiar text will resonate strongly with Kiwis who visit this emotional place.



Essential Criteria

1. Clarity

Each element of the memorial was a carefully considered response to the design brief and the three themes of remembrance through planting, visual art and literature.

2. Sense of place

Although placed the site of the Battle of Passchendaele, all elements in this project were made in New Zealand and transported to Belgium. This is, quite literally, a piece of Aotearoa brought to Passchendaele.

3. Performance

The design responds to the three themes in the museum's design brief: remembrance through plant symbolism, remembrance through visual art and remembrance through literature.

4. Value

The story of the memorial has been shared widely in the media, which has cemented the connection to the New Zealand public.

5. Innovation

The design comprises a thoughtful weaving of Maori mythology and the historical context of one of Europe's most significant battles. The memorial itself acknowledges the chaos and cost of war in a space that encourages quiet and contemplation.

6. Execution

The immovable deadline of 12 October 2017, and the overriding imperative to create a place that was "of Aotearoa" required designing and manufacturing prefabricated elements made in New Zealand and shipped to Belgium, and using European sourced New Zealand native planting and in-situ surface treatments.

7. Plantsmanship

Two themes of remembrance through plant symbolism run through the design.

Remembrance of our forebears, and the sacrifice of others for the generations to come is represented in a planted swathe of harakeke within Petal 1.

Pohutakawa, one of New Zealand's most iconic plants, was not hardy enough for the climate in Belgium. We chose to refer to it literally and metaphorically in the design through words and poetry.

The refined palette of plant species cultivated from species indigenous to Aotearoa - New Zealand have dual significance, selected for their distinctive metaphoric and medicinal values.

The selected species have been selected to signify remembrance of sacrifice, the cycle of life and healing, in addition to their traditional healing properties.

The system of traditional Māori healing, rongoā, comprises diverse spiritual and physical therapies, including medicinal remedies derived from native plants.

Finally, the tolerance of the selected cultivars has been assessed to withstand Belgian climatic conditions, with plants able to perform outside of their natural range.

8. Environmental stewardship

The robust palette of materials and carefully considered planting scheme require little maintenance, and have a negligible impact on the surrounding environment.

9. Significance and influence

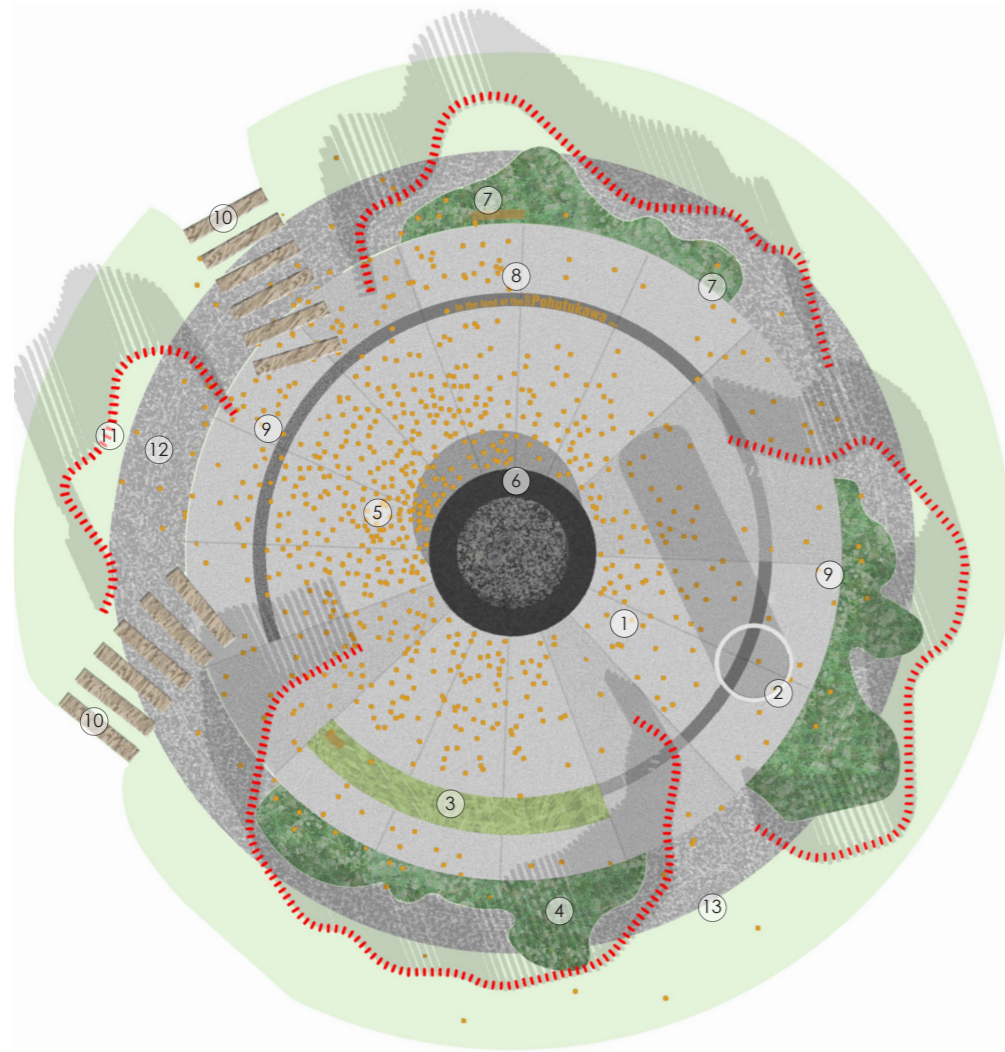
As a memorial to New Zealand lives lost in the Battle of Passchendaele, and in WWI, this project offers descendants and visitors from New Zealand and beyond a place to pause and reflect. Positioned alongside memorial gardens from other countries, it is a reminder of the role New Zealand played in World War One.



Project Information

Client:	The Passchendaele Society, New Zealand
Boffa Miskell Team:	Cathy Challinor – Project Leader, Principal Landscape Architect Sho Kasuya – Landscape Architect Andrew Priestley – Assistant Landscape Architect Kieran Dove – Assistant Landscape Architect
Other Collaborators:	Metal Bird – Native bird sculptures JAWA Structures – Rob Walsham – Structural Engineer
Awards:	Winner, NZ Memorial Garden Design Competition, The Passchendaele Society Category Finalist for Visionary Landscape, NZILA Resene Pride of Place Landscape Architecture Awards 2015 Project Date 2014 - 2017

Indicative Plan

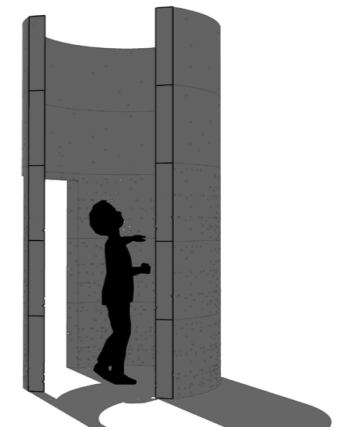



KEY

- ① Precast Surface with Decorative Finish
- ② Memory Column
- ③ Harakeke - Phormium cookianum
- ④ Mikoikoi - Libertia ixiodes
- ⑤ Bronze Inlays
- ⑥ Central Seating Element
- ⑦ Bronze Interpretation Panel
- ⑧ Remembrance Poem
- ⑨ The Stone Arc - Timaru Basalt Stone Inlay
- ⑩ Stepping Stone Pathway
- ⑪ Painted Larch Planks
- ⑫ Gravel / Stone Chip
- ⑬ Corten Edge



Indicative Plan: Memorial Museum Passchendaele 1917
(Not to Scale)



isolation
aloneness
confinement

Construction



Bringing New Zealand to Passchendaele









NZILA RESENE PRIDE OF PLACE
LANDSCAPE AWARDS 2019

Landscape Design: INST Institutional
PASSCHENDAELE MEMORIAL GARDEN

Submitted by
Boffa Miskell

Signage



Centenary Commemoration

