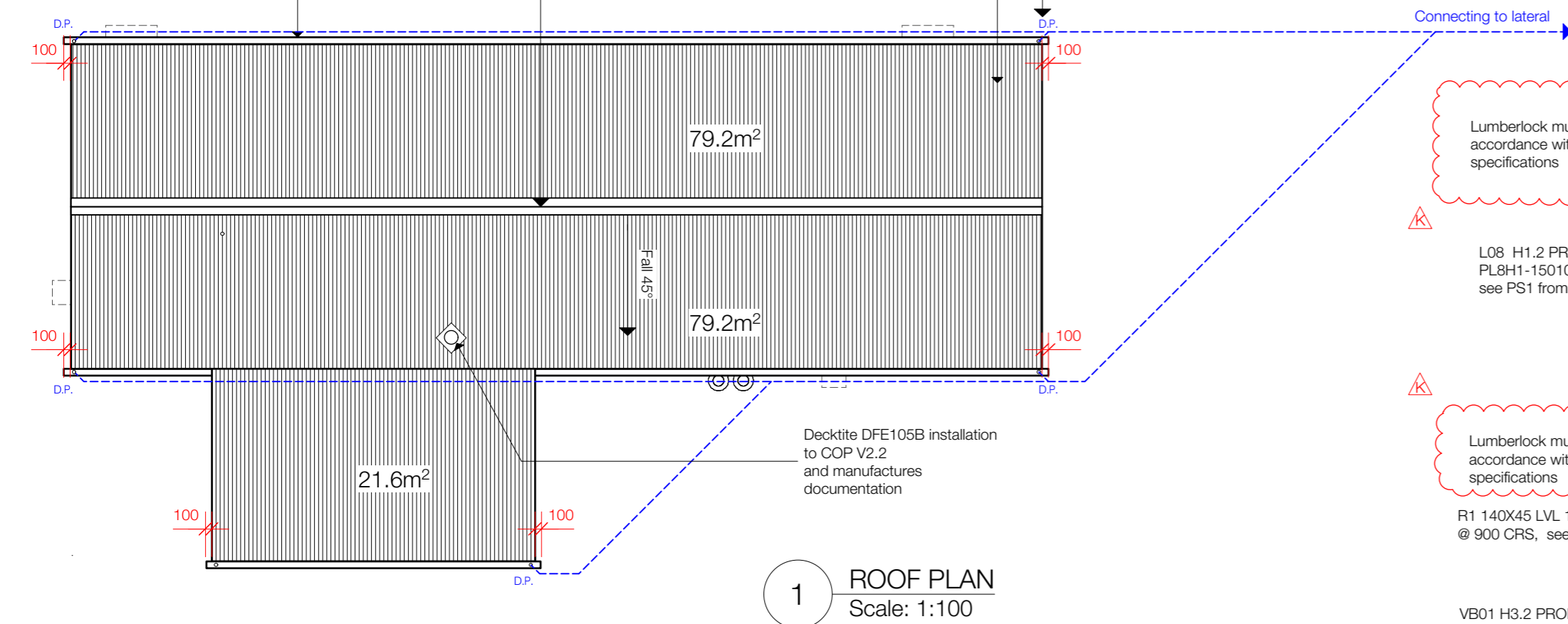
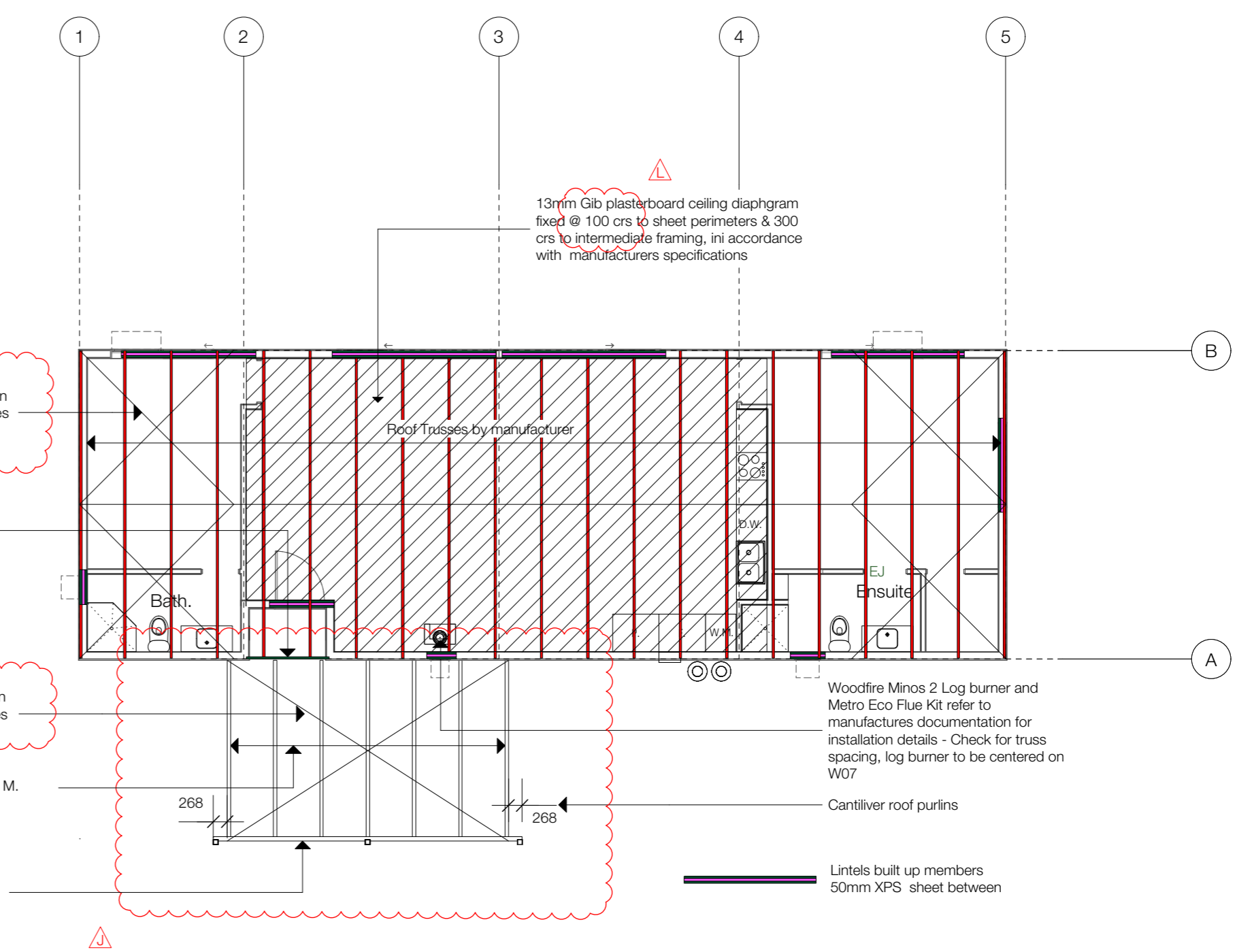


Color Steel 150mm 1/2 round spouting cs 8700mm roof pitch 35°-45° max area roof disc. 54m aluminium black n°2 75mm colorsteel downpipe to match 35-45° roof pitch 60m<sup>2</sup> catchment. Snow bracket @ 650mm for 1.0Kpa

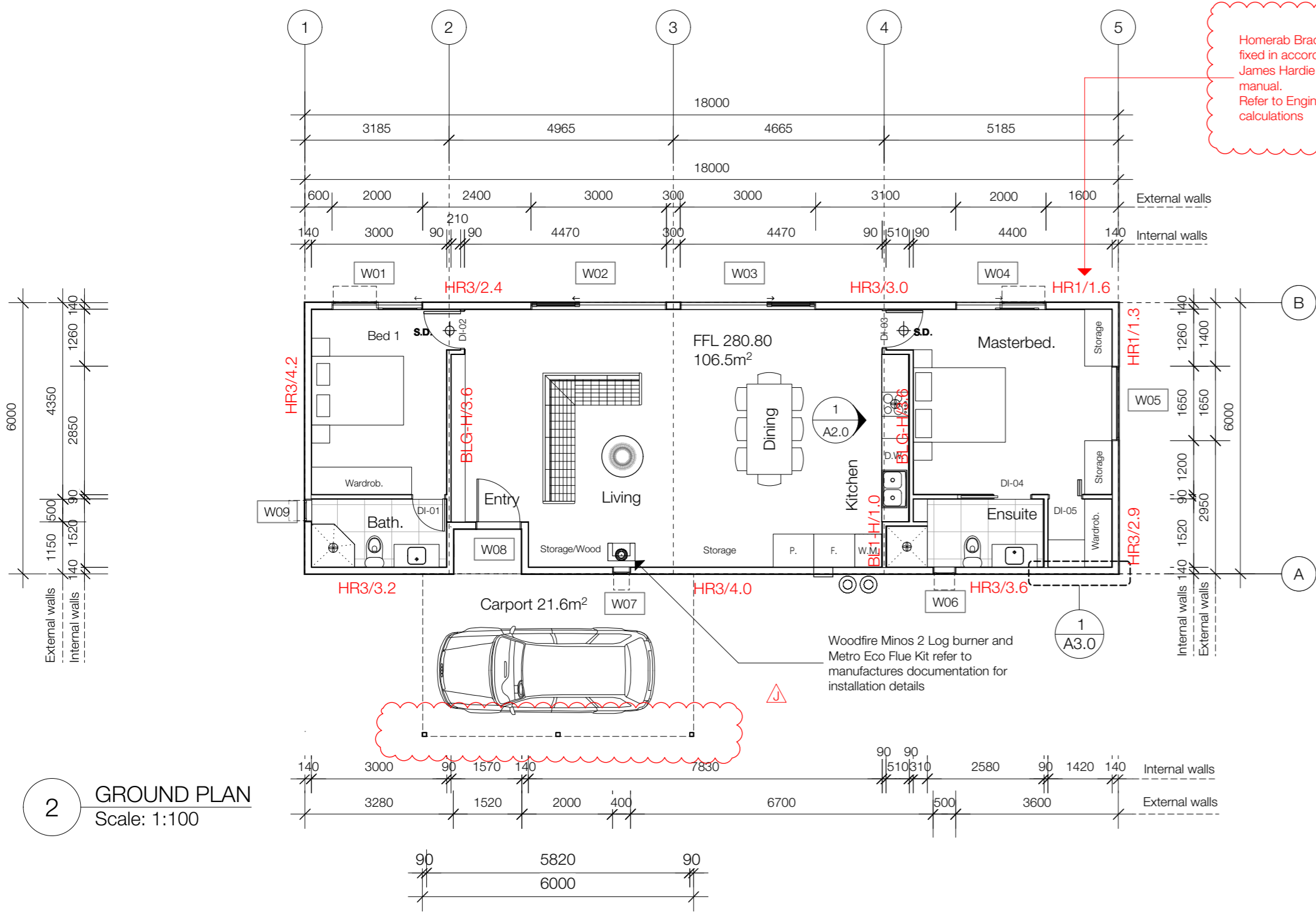
Bluebuilding Solutions Continuous Ridge Vent RV10P refer to manufactures documentation for details  
Spouting reach over cladding  
40 BMT Colorsteel Corrugated Thunder Grey



1 ROOF PLAN  
Scale: 1:100



3 ROOF FRAMING  
Scale: 1:100



2 GROUND PLAN  
Scale: 1:100

Homerab Bracing systems fixed in accordance with James Hardie Bracing manual. Refer to Engineer for calculations

- ⊕ s.d. Test and hush button smoke alarm Installation in accordance to NZS 4515
- ⊕ Extract fan to G4 (duct to outer wall or roof)

**TIMBER NOTES:**  
TIMBER FRAMING TO NZ3604:2011  
J-FRAME LVL  
ALL ENCLOSED TIMBER FRAMING H1.2 OTHERWISE STATED BY  
MANUFACTURE UNDER SPECIFICATIONS OR NOTED ON DRAWINGS  
FOR FIXING DETAILS ALSO REFER TO SHEET A4.2

**LOADBEARING WALLS**  
SG8 H L.4.0 2.7H 90x45@400 CRS  
SG8 H L.4.0 3.0H 90x70@400 CRS  
SG8 H L.4.0 3.6H 140x45@600 CRS

GIBFIX FRAMING SYSTEM  
DWANGS REQUIRED ONLY FOR BRACING DEMANDS AND CHECK WITH CLADDING INSTALLER FOR CENTERS FOR DIRECT FIX VERTICALL CORRUGATED SEE SHEET A3.0 AND SPECIFICATIONS

**INTERNAL NON LOADBEARING**  
No.2 FRAMING/J-FRAME 2.7H 90x45 @600 CRS  
No.2 FRAMING 3.0H 90x45 @600 CRS  
SG8 VH 2.7H 90x45 @400 CRS

**FIXING OF TOP PLATE**  
TYPE B 2/ 90 x 3.15 END NAILS + 2 WIRE DOGS

**FIXINGS OF BOTTOM PLATE**  
M12 BOLTS CAST-IN AT MAX 1200 CRS  
ALTERNATIVE OPTION Bowmac M10 X 140 BOWMAC BOTTOM PLATE SCREW BOLT @ 600 MAX CRS WHEN USING MASONRY HEADER BLOCKS.  
REFER TO MANUFACTURES SPECIFICATIONS FOR INSTALLATION DETAILS

Street address	Luggate - Cromwell Road Wanaka Rural 9382
Lot	38
DP	361422
Site area	0.0925 hectares
GF	106.5m <sup>2</sup>
Carport	21.6m <sup>2</sup>
Total	128.1m <sup>2</sup>
Site Coverage	13.8%
Wind zone	High
Wind region	A
Earthquake zone	2
Exposure zone	B
Snow load	1.5Kpa 280m

REVISION	DATE	REVISION NOTE	BY
1	18/04/16	Concept	S.B.
2	3/6/16	PS1 TRUSS MANUFACTURE	S.B.
3	8/6/16	BC	S.B.

REVISION	DATE	REVISION NOTE	BY
H	30/6/16	Deleted portal over Grid 2 new port for Ridge beam S.B.	S.B.
I	2/6/16	Deleted steel members, new W01,W04 dimensions S.B.	S.B.
J	16/6/16	Notes for truss Manufacturer - New post added to carport	S.B.
K	16/6/16	New bracing details	S.B.
L	28/6/16	Revised fixing centers for ceiling diaphragm	S.B.

PROJECT  
Stevens House  
ADDRESS  
Luggate-Cromwell Road Wanaka rural 9382  
CLIENT  
Victoria Stevens  
DRAWING  
GROUND PLAN - ROOF FRAMING PLAN



PROJECT #	009	DWG STATUS	
DWG DATE	18/04/16	CHD FILE NAME	Stevens House Rev N.wvx
PILOT DATE	18/04/16	DWG #	
ORIGINAL SHEET SIZE	A2	REVISION	
SCALE	1:100		
DRAWN	OWD		