

Rinnai



Gas & Electric Hot Water Heating Collection





Gas Water Heater Range:

pgs 6-11

Rinnai knows that simple is beautiful, which is why Rinnai INFINITY® continuous flow gas hot water systems keep it just that – simple. You'll never run out of hot water and you won't pay to keep it continuously hot either.



Electric Hot Water Cylinder Range:

pgs 12-18

Rinnai's new Smart electric hot water cylinders lead the way in running costs by learning your habits and only heating the water you need.



Boil and Brew™ Automatic Boiling Water Range:

pg 19

Get boiling water in an instant with Rinnai instant hot water dispensers. With automatic filling and boiling, it couldn't be easier – or more effective.



Our Point of Difference:

pgs 20 & 21

Rinnai believes in pushing the boundaries, being at the forefront of leading-edge technology, and our unique point of difference makes buying a Rinnai-branded cylinder not only the smarter choice but the right choice too.



Technical Section:

pg 22

Find out all the features and specifications of your selected Rinnai water heating solution.

When it comes to hot water, we know our stuff. We'll help you choose the option that works best for you and your lifestyle – and we'll keep it simple too! At Rinnai, we aim to make the hot water in your home as efficient to create – and use – as possible.

Ray Ferner
Managing Director

Hot Water Innovation

Product research and design never stops at Rinnai.

Innovation should be our middle name

Our world-class Auckland based Research and Development division ensures we use innovative technology which creates hard-working products that are easy to use.

Beautiful and clever design means everything

When you choose a Rinnai product, we want you to be proud of it. This means we design high-quality products that incorporate the latest thinking in design and function. We understand that beauty and brains are a winning combo.

Efficiency is king

Up to a third of New Zealand's domestic energy consumption is used for water heating.* We take every opportunity to improve the efficiency of our products in the knowledge that this will reduce your running costs and hopefully shrink those nasty power bills.

We think responsibly and care about our environment

With the world's limited resources, we all have a responsibility to make the most of what we have. Rinnai delivers highly efficient products to help you use less natural resources. ISO 14001 accredited.

Every little bit helps.

* Varies per household. Source: EECA website.



Quality

Through precision manufacturing and an ongoing focus on quality, we have built our reputation for outstanding reliability.



Warranty

Rinnai's hot water products are covered by extensive warranties – we stand behind all our products.



Servicing/Installation

If you ever require service work or installation, simply contact Rinnai. We have a network of service centres that will provide expertise and help whenever you need it.



Industry Training

We provide technical training for hundreds of gas fitters, plumbers, architects, installers and service centres every year. We have online modules to keep installers up to date at TradeSmart.



Safety

All Rinnai's appliances meet or exceed the safety standards required by the New Zealand gas and electrical regulations.



Contact Us

For more on our products and innovations, please contact us on **0800 Rinnai (746 624)**, or at info@rinnai.co.nz

How do I choose the right hot water system for my needs?



OR



Gas continuous flow

- ✓ If I have access to natural gas, a gas continuous flow unit is a good choice as it will deliver lower running costs.
- ✓ If I have a high hot water demand around peak times (large family and morning showers) then go for a continuous flow water heater over a cylinder.
- ✓ If interior space is tight or I want to free up my hot water cupboard, then switching to a continuous flow water heater is an option.



Electric hot water

- ✓ If I have moderate hot water needs then a hot water cylinder is a good option.
- ✓ If I have a regular moderate hot water usage pattern and want to get the most on energy savings, then a Smart Cylinder™ may be a good choice.
- ✓ If I'm renovating and want to improve the flow rate of the shower and bath then I might consider a move to a mains pressure hot water cylinder if the house has an old low pressure copper tank.

Now you're informed to make the right choice!



Continuous Flow Gas Hot Water

The Rinnai INFINITY® gas hot water range of heaters is already a smart choice when it comes to ensuring you have an endless hot water supply. Enjoy a system that heats your water when you need it – and the peace of mind that the hot water won't run out!

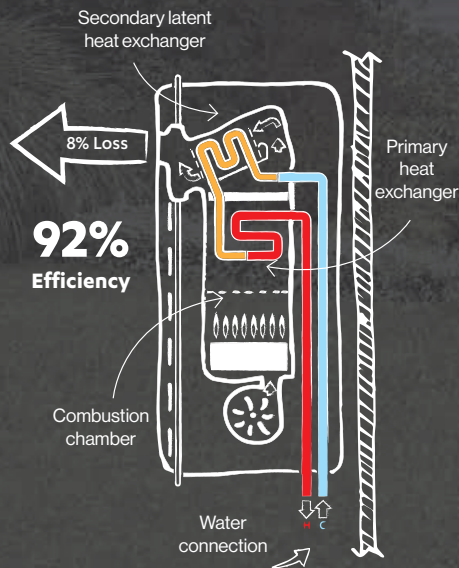


Energy equivalent efficiency across the range



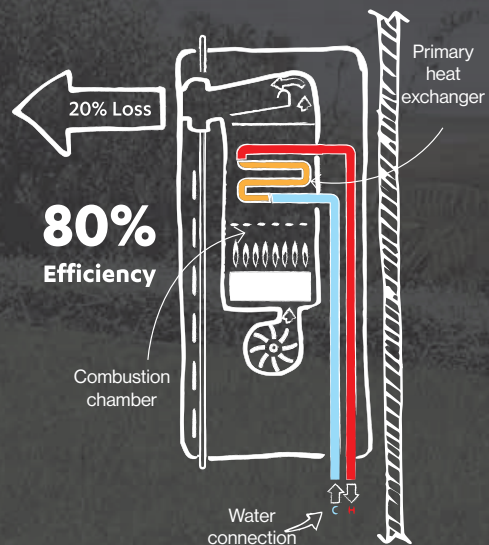
Condensing Continuous Flow Unit

The Rinnai INFINITY® EF26 and N series are both condensing continuous flow gas water heaters and are effective in capturing waste heat from the flue gas through the use of a secondary heat exchanger to help heat the water with less energy. The Rinnai INFINITY® EF26 suitable for residential applications. The Rinnai INFINITY® N Series Suitable for commercial and residential applications.



Standard Continuous Flow Unit


The Rinnai A Series delivers 6-star 80% energy efficiency for domestic water heating and depending on the model delivers up to 26 litres of hot water per minute. Easily configured with separate controllers for greater flexibility around the home. Enjoy unlimited hot water at your convenience.



* Varies per household. Source: EECa website.

Rinnai INFINITY® Outdoor Continuous Flow Gas Water Heaters

A system that heats your water when you need it – enjoy the peace of mind that the hot water won't run out! The Rinnai INFINITY® gas water heater is a nifty little system – installed outside so you won't have to sacrifice any of your indoor living space.



INFINITY® A16 - 16L/min*



INFINITY® A20 - 20L/min*



INFINITY® A24 - 24L/min*



INFINITY® A26 - 26L/min*



INFINITY® EF26 - 26L/min*



INFINITY® N56kWe - 32L/min*



INFINITY® HD200 – 26L/min*



INFINITY® HD250 - 32L/min*



Energy equivalent efficiency across the range

EF series is up to 7 stars

- ✓ Cost Efficient: Only pay to heat the water you use. Low running costs compared to electric storage cylinders.
- ✓ Efficient Design: Multiple units can be manifolded together to make larger systems and provide extra hot water capacity.
- ✓ Space Saving: Located outside to give you more space indoors.
- ✓ Clever Design: These systems modulate to heat water at lower flow rates.
- ✓ Adaptive: Supports lower flow rates required of new tap and bathroomware.

Rinnai INFINITY® A Series:

- Designed for homes requiring high volumes of hot water with lower initial set-up cost.
- Greater than 80% thermal efficiency.

Rinnai INFINITY® HD:

- Designed for domestic or commercial users who need higher flow rates or have larger water-use requirements.
- Greater than 80% thermal efficiency.

Rinnai INFINITY® EF26 & N56kWe:

- Ideal for the environmentally conscious who want to significantly reduce running costs and lower energy usage, while still having the luxury of endless hot water.
- EF26: 92% thermal efficiency.
- N56kWe: 97% thermal efficiency.

10 3
10-year warranty[^] 3-year warranty^{^^}

* The L/min is the nominal water capacity at a 25°C rise. ^ 10-year warranty pro rata on heat exchanger. ^^ 3-year warranty on parts and labour. Please refer to Limited Warranty statement on Rinnai continuous flow water heaters at www.rinnai.co.nz/warranty.html

Rinnai INFINITY® Indoor Continuous Flow Gas Water Heaters

Installing your Rinnai INFINITY® gas hot water unit inside provides proximity to outlets (taps) and gets your hot water to you faster. Hidden in a cupboard, or up in the attic, the Rinnai INFINITY® gas water heater will operate efficiently and effectively.



INFINITY® N56kWi - 32L/min† INFINITY® HDi200 - 26L/min†

- ✓ Aesthetics: No Rinnai INFINITY® unit visible on the outside of the house.
- ✓ Flexible Installation: Flue installation can be vertical, horizontal or a combination of both to maximise the locations in which the unit can be installed.

- ✓ Large Installations: Multiple units can be manifolded together to provide extra hot water for large homes or commercial use.
- ✓ Proximity to Outlets: Being closer to outlets means you get your hot water faster. Ideal when there would be a long pipe to reach the outlet if an outside installation was used.



Energy equivalent efficiency across the range

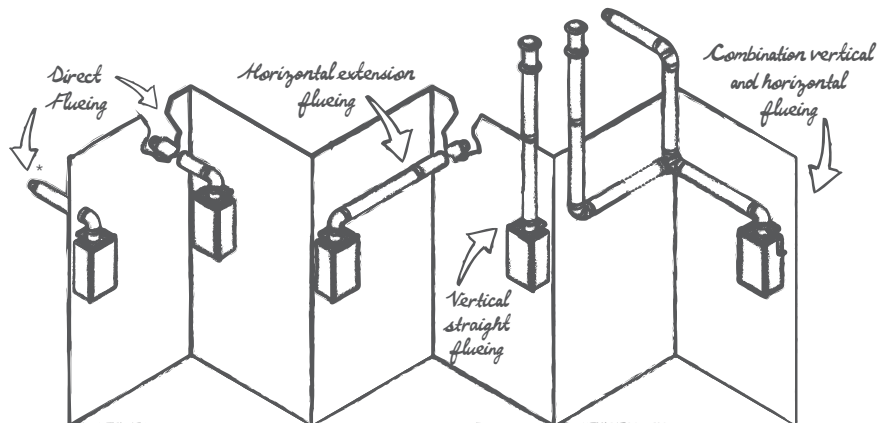
EF series is up to 7 stars

INFINITY® N56kWi

- Up to 97% thermal efficiency by preheating the incoming cold water.
- Provides up to 32 litres per minute of continuous hot water.
- Supports lower flow rates required of new tap and bathroomware.
- Rinnai's most environmentally-friendly gas water heating option.

INFINITY® HDi200

- Lower initial costs than the Rinnai INFINITY® N56kWi.
- Up to 83% thermal efficiency.
- Provides up to 26 litres per minute of continuous hot water.



10 3
10-year warranty[~] 3-year^{^^} warranty

* Must be compliant with the NZ Building Code and the gas regulations AS/NZS 5601. + The L/min is the nominal water capacity at a 25°C rise.
[^] 10-year warranty pro rata on heat exchanger. ^{^^} 3-year warranty on parts and labour. Please refer to Limited Warranty statement on Rinnai continuous flow water heaters at www.rinnai.co.nz/warranty.html

Digital Controllers

Take back control and eliminate the guesswork – enjoy the convenience, accuracy and innovation of a Rinnai INFINITY® digital controller! Controllers can significantly reduce water temperature fluctuations within your home. Simply set the temperature and all the water across your home will be delivered at the same temperature you desire – until you decide to change it. That way, it's all in your capable hands!



Compact Controller



Compact Controller

Our smallest, most affordable model, this controller can be installed anywhere in the house. MC601A



Kitchen Deluxe

Designed for kitchens and laundries, works in conjunction with the Bathroom Deluxe. The audio feature will tell you in the kitchen when your bath is ready. MC100V1Z



Bathroom Deluxe

Works in conjunction with the Kitchen Deluxe controller. With the deluxe controller range, you can specify the quantity of water in litres to be used for the bath or the shower. When the volume is reached, the controller will shut off the hot water and let you know via the audio feature. BC100V1Z

-
- ✓ Total Control: Digital controllers allow you to select the exact temperature of the hot water at the outlet.
 - ✓ Innovative Design: There is no need to mix hot and cold water, and this reduces the effect of temperature spiking when another tap in the building is turned on.
 - ✓ Extended Warranty: Including a controller adds two years' warranty on the Rinnai INFINITY® water heater.

Outdoor Accessories

We know you want your Rinnai product to work hard – but we also know you want it to look good too! Enhance your experience and embrace design and innovation with a range of accessories to accompany your chosen Rinnai INFINITY® gas water heater. Whether it's a recess box to neatly contain your Rinnai INFINITY® gas water heater, or a pipe cover to streamline its appearance, we've got it covered.



METAL RECESS BOX
R1405 - All A Series Products
R1407 - HD200, HD250, EF26

Recess Box

The Rinnai metal recess box enables an external continuous flow gas water heater to be fully recessed.



UPWARDS FLUE DIVERTER
FDU16 - A16 / FDU20 - A20
FDU24 - A24, A26
FDU32 - HD250



SIDWAYS FLUE DIVERTER
FDS16A - A16 / FDS20A
- A20 / FDS24A - A24, A26,
FDS26E - 26E

Flue Diverters

Rinnai flue diverters are designed for external appliances and can assist with installations where noise reduction or clearance to obstructions is required.



Rinnai INFINITY® A26 with pipe cover



Pipe Covers

A Rinnai pipe cover is available for a streamlined appearance, or to add additional protection in exposed installations.

R1385 - All A Series Models
R1408SC - HD200
R1402SC - HD250

R1416 - EF26
R1415 - N56kWe/i



Security Bracket

A sturdy security bracket can be installed to act as a permanent deterrent against theft.

ACC1395 - All Rinnai INFINITY® Products



Metal Recess Box

- ✓ **Clever Design:** A handy Rinnai recess box houses your Rinnai INFINITY® unit, pipework and power supply behind a simple hinged door.
- ✓ **Security:** Install a Rinnai security bracket to act as a permanent deterrent against theft.
- ✓ **Innovative Thinking:** Use a Rinnai pipe cover for a more streamlined appearance that hides pipework.
- ✓ **Installation Options:** You can divert the

exhaust from your Rinnai INFINITY® unit upwards or sideways with a flue diverter. A flue diverter can aid in noise reduction where the unit is positioned close to a neighbouring property or where the unit will perform more efficiently if the flue gases are cleared away from an obstruction, e.g. a tree or fence.

UM
URE
el
10
year warranty*



Solar and heat pump
10 year warranty*

MAINS PRESSURE

Enamel



7
7 year warranty*



Unique Foam Formulation has:
Zero ozone depletion potential
Ultra-low global warming potential

This Rinnai cylinder was proudly supplied and installed by:

Plumber Name:

Phone:

Reg. No:

Register now at rinnai.co.nz/register and be in to WIN monthly prizes.

Date:

Please make sure you read and understand the installation and owner's guide supplied with this water heater. *Excludes B2 litre. **Conditions apply.

info@rinnai.co.nz | rinnai.co.nz | 0800 Rinnai

Electric Hot Water Cylinder Range

All cylinders can either be mains or low pressure. Mains pressure is the preferred option as you can have multiple taps and showers running hot water at once without the flow dropping significantly. Low pressure systems are common in older homes and our Rinnai low pressure cylinders ensure an effective option for your low pressure cylinder replacement. Hot water cylinders can be made from stainless steel, enamel or copper. The majority of New Zealand homes that have an electric hot water cylinder will probably have one of the following:

Rinnai Smart Cylinder™ Range

The revolutionary Rinnai Smart Cylinder™ monitors the household's hot water usage behaviour and only heats the water as and when it's needed.



Stainless Steel Mains Pressure

Designed for durability, these cylinders come with a 10-year limited warranty. With a range of standard and coiled options available, they can be upgraded for connections to solar, hot water heat pump or wetback.



Enamel Mains Pressure

*Constructed using the highest-quality enamel, a cost-effective mains pressure cylinder available in a range of sizes from 30 – 300 litres. These cylinders have the option to connect to a heat pump (only the 250 and 300-litre can be connected to a heat pump). These cylinders carry a 7-year warranty (conditions apply.) There is also a selection of sizes available in our indoor/outdoor range.



Stainless Steel Low – Med Pressure

Made from quality stainless steel, these cylinders are a low to medium pressure cylinder. They can also be upgraded to solar and heat pump water heating too. These cylinders carry a 10-year warranty (conditions apply).



Copper Low Pressure

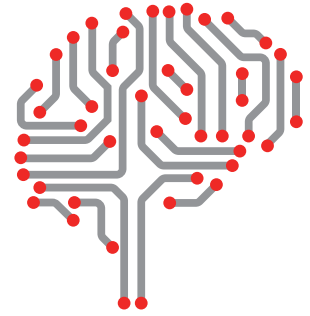
Designed for those wanting an economical solution for hot water. These are the lowest-cost cylinders and ideal if you need a replacement low pressure hot water cylinder. Under-sink and wetback options are also available. The warranty on these cylinders is for 5 years (conditions apply).



**Enamel Mains Pressure constructed of steel and the inner of the steel tank is lined with an enamel coating.*

Rinnai Smart Cylinder™ Range

The way a standard hot water cylinder works means that you're paying to heat all of the water in the cylinder 24 hours a day, 7 days a week, 52 weeks of the year... Not with the Rinnai Smart Cylinder™.



Smart Cylinder™



The Rinnai Smart Cylinder™ has 3 modes, which can be selected using the modern LCD control panel located on the element box at the front of the cylinder.



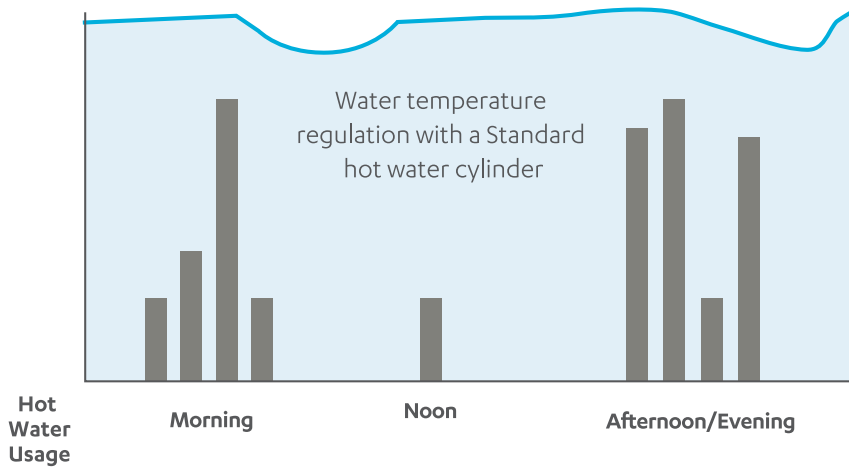
Specifications can be found at rinnai.co.nz under 'Technical' on the appropriate product pages.

The revolutionary Rinnai Smart Cylinder™ monitors the pattern of a home's hot water use and then only heats the water as and when it's needed, typically saving up to 10%* on water heating costs... Pretty smart, huh!

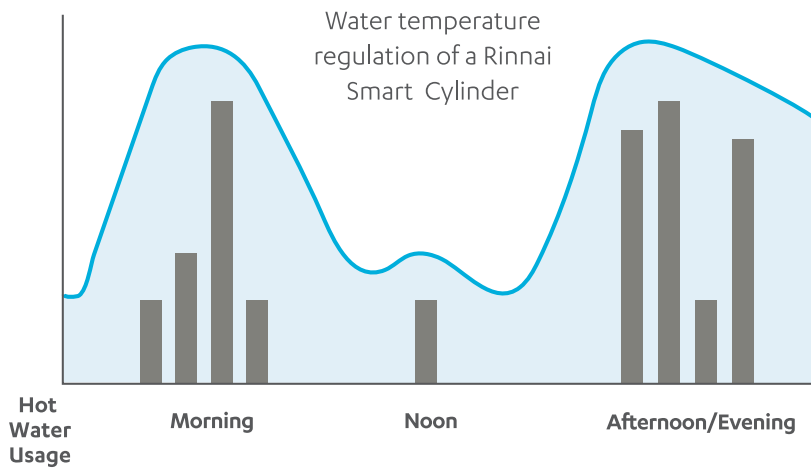
What's more – there are no major capital costs and it takes the same amount of time to install as a standard cylinder.

*Typically saves up to 10% on your running costs in comparison to a standard electric hot water cylinder. The savings claim is verified by results from European tapping tests. The European efficiency testing standard for a hot water system uses "tapping's". Tappings are calls for hot water from the cylinder at various times to simulate real life hot water use. Actual savings made will depend on the installation although savings of up to 10% are typical. Savings are influenced by a number of factors including cylinder size, hot water use profile and plumbing system design. Savings are made by the reduction of heat loss from the cylinder and all of the associated components in the plumbing, including pipework.

Standard Hot Water Cylinder



Rinnai Smart Cylinder™ - iQ Mode (on default setting)



iQ MODE - SMART: Set, forget and save!

When iQ mode is selected the Rinnai Smart Cylinder™ will spend a week learning your household's hot water usage habits. After the first week it will begin to apply the savings algorithm, only heating the water in the cylinder as and when it will be needed. From there it will constantly monitor the hot water usage ensuring that it is only ever heated to meet demand.



MANUAL MODE: Operates as a traditional electric storage cylinder

In manual mode the Rinnai Smart Cylinder™ maintains the total volume of water at the selected temperature level.



VACATION MODE: Going away on holiday? Save while you're away

Whenever you leave your home or your holiday home for a long period of time, you can select the vacation mode. In vacation mode, the Rinnai Smart Cylinder™ will keep the water at a minimum temperature (6°C) to save power.

This will also prevent the water from freezing in colder areas.

Stainless Steel Mains Pressure Hot Water Cylinder Range

The fit-and-forget cylinder that is built to last. This electric hot water cylinder comes with an outstanding 10-year limited warranty.*



Unique Foam Formulation has:
Zero ozone depletion potential
Ultra-low global warming potential

10

10 year warranty*



Solar and heat pump capable^{^**}



- ✓ **Quality Materials:** Durable, lightweight, high-grade duplex stainless-steel inner tank is what gives this range the 10-year warranty.
- ✓ **Solar Enabled, Heat Pump Ready:** Use the eco connection on the 180, 250 and 300-litre models to connect to an open-loop solar system or hot water heat pump.
- ✓ **Lightweight:** Stainless-steel cylinders are significantly lighter than traditional cylinders, making them easier to install.
- ✓ **Efficient:** Curved elements to heat all of the water in the tank, insulation that meets Minimum Energy Performance Standards.

* 10-year limited warranty on cylinder. ^Excludes 135-litre.
** Auto thermostat must be installed if connecting to solar.

Specifications can be found at rinnai.co.nz under 'Technical' on the appropriate product pages.

Stainless steel cylinders for Solar, Heat Pump or Wetback fires

Standard Coil (Closed-Loop Solar/Boiler)

If you're keen on utilising solar energy or an alternative heat source, then this is the cylinder for you! This tank has been specifically designed to be connected to closed-loop solar systems, or other closed-loop heat sources such as boilers, pumped wetback systems or ground source heat pumps.

10

10-year warranty*



Standard Coil (Closed-Loop Solar/Boiler)



Open loop solar or heat pump



Standard Coil (Closed-Loop Solar/Boiler)



Wetback (Thermosiphon)

This hot water cylinder allows you to have 'Mains Pressure' connected to a wetback fire. Use the heat from your fire to heat your water in the winter months, and with the twin coil you can also connect to solar. Even better – if there's a power cut, you can still heat your water using the wetback fire.

10

10-year warranty*



Wet back (Thermosiphon)



Open loop solar or heat pump



Wetback (Thermosiphon)



* 10-year limited warranty on cylinder.

Specifications can be found at rinnai.co.nz under 'Technical' on the appropriate product pages.

Enamel Indoor Mains Pressure Hot Water Cylinder Range

Our enamel-lined hot water cylinder range offers exceptional performance, reliability and ease of installation.



Unique Foam Formulation has:
Zero ozone depletion potential
Ultra-low global warming potential

7

7-year warranty*



Heat pump capable^



Specifications can be found at rinnai.co.nz under 'Technical' on the appropriate product pages.

- ✓ Durable: Constructed from the highest-quality enamel-lined steel and protected by a full-length high-performance anode!
- ✓ Range of Sizes: Models in a range of sizes, from 30 to 300 litres. All models in this range are designed for indoor installation.
- ✓ Heat Pump Ready: Use the eco connection on the 250 and 300-litre models to connect to a hot water heat pump.
- ✓ More Hot Water Needed? Under-sink options available if you require a little extra hot water.
- ✓ For those living in an apartment or small townhouse. A 135 litre 'squat' mains pressure indoor enamel hot water cylinder constructed in our New Zealand manufacturing facility, is designed to fit into shorter and wider spaces, so it's perfect for those tricky spaces common in smaller homes.

* 7-year limited warranty on cylinder. ^250L and 300L models only.

Mains Pressure Indoor/Outdoor Enamel Cylinder Range

These cylinders can be used in both residential and commercial indoor and outdoor installations. Putting your cylinder outside your home allows you to free up space for a new spacious kitchen!



Unique Foam Formulation has:
Zero ozone depletion potential
Ultra-low global warming potential

7

7-year warranty*



- ✓ Innovative design: The cTech™ element design allows an increased amount of hot water to be delivered.
- ✓ Durable: The outer case is made from corrosion-resistant Colourbond® steel suitable for external installation.
- ✓ Flexible Installation: You can free up space where you need it by installing outside your home.
- ✓ Future-Proof: The 215L, 275L and 340L cylinders can easily be connected to a hot water heat pump system.

* 7-year limited warranty on cylinder.



Specifications can be found at rinnai.co.nz under 'Technical' on the appropriate product pages.

Copper Low Pressure Hot Water Cylinder Range

Our low pressure copper cylinders are New Zealand's traditional electric cylinder and have a history of excellence. Manufactured in New Zealand since the 1930s, Rinnai copper cylinders are the smart choice if you're looking for a low-cost and high-efficiency replacement.



Unique Foam Formulation has:
Zero ozone depletion potential
Ultra-low global warming potential



Specifications can be found at rinnai.co.nz under 'Technical' on the appropriate product pages.

- ✓ Range of Sizes: 9 to 225 litres. The huge range of heights and diameters available means that replacement is easy.
- ✓ To Suit Your Needs: Choose either the wetback low pressure copper cylinder or the standard low pressure copper cylinder.
- ✓ Innovative Design: The Under-sink range is perfect if you need a little extra hot water. Comes in 4 sizes: 9 to 44 litres.

* 5-year limited warranty on cylinder.

Low – Medium Pressure Stainless Steel Cylinders

A fantastic replacement option, these cylinders operate at medium pressure: this means better shower pressure is provided without having to upgrade to mains pressure. This range sets a new benchmark for low pressure hot water cylinders.



Unique Foam Formulation has:
Zero ozone depletion potential
Ultra-low global warming potential

10

10-year warranty*



Solar and heat pump capable**



Specifications can be found at rinnai.co.nz under 'Technical' on the appropriate product pages.

- ✓ Quality Manufacturing: Inner tank duplex stainless steel construction.
- ✓ Adjustable Pressure: These cylinders can be used at medium pressure – up to 120kPa
- ✓ Solar Enabled, Heat Pump Ready: Use the eco connection on the 180 and 250-litre models to connect to an open-loop solar system or hot water heat pump.

* 10-year limited warranty on cylinder. ** Auto resetting thermostat must be installed if connecting to solar.

Rinnai Boil & Brew™

Automatic Boiling Water Unit

The new and improved Rinnai Boil & Brew™ unit's simplistic and hassle-free operation makes it ideal for everything from cafés and canteens to retirement homes, schools and offices. It is available in a range of sizes and comes with a white powder-coated finish, making it easy to clean.

The unit is completely automatic, refilling and heating as water is used. There's a place for the Rinnai Boil & Brew™ system in any environment that needs boiling water fast.



Rinnai Boil & Brew™ Unit

- 5L AW0500
- 10L AW1000
- 15L AW1500
- 25L AW2500



Specifications can be found at rinnai.co.nz under "Technical" on the appropriate product pages.

- ✓ **New Shape:** Curved cover gives the unit a modern look, making it the ideal companion to any kitchen that necessitates boiling water.
- ✓ **New Design for Quick and Easy Servicing:** The redesigned unit now has a back plate around the tap, which allows the cover to be taken off without having to remove the tap and drain the unit.
- ✓ **Easy Access to Reset Thermostat:** If the thermostat needs to be reset, this can now be done via an access point on the top of the unit without having to remove any part of the cover.
- ✓ **Automatic Operation:** No filling or waiting while water boils. Boiling water when you need it for tea, coffee, other hot drinks or convenience foods.
- ✓ **Simple Installation:** The 5, 10 and 15-litre models are connected to the mains pressure cold water supply and plugged straight into a standard three-point socket. 25-litre units have fixed wiring.
- ✓ **Peace of Mind:** The Rinnai Boil & Brew™ is backed by our after sales service and warranty support. We stand behind all our products to give you peace of mind.



5-year warranty*

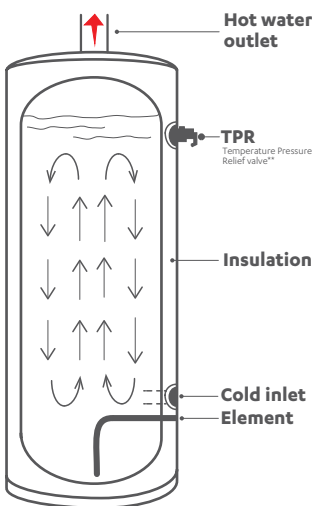
* 5-year warranty on inner copper tank. 1-year on parts, thermostat and element.

Our Point of Difference

Hot water is a necessity. At Rinnai, we work tirelessly to produce efficient, cost-effective, reliable products that are easy to install and maintain.

We are always thinking about the end-user as well as the merchant who stocks our cylinders, and the important plumber who completes the installation.

Rinnai believes in pushing the boundaries, being at the forefront of leading-edge technology, and our unique point of difference makes buying a Rinnai-branded cylinder not only the smarter choice but the right choice too.



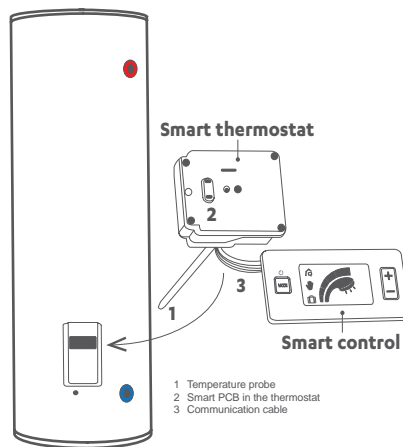
Mains and low pressure cylinders

Both cylinders operate the same way to heat water. Cold water enters the bottom of the cylinder, an element heats the water, warm water rises and hot water goes to the tap via an outlet at the top of the cylinder.

The main differences between the two are the incoming water pressure at which the cylinders operate*, and the plumbing layout.

* You'll know if you have a low pressure cylinder as there will be significant temperature changes when another tap is used.

** There is no TPR valve on a low pressure cylinder.

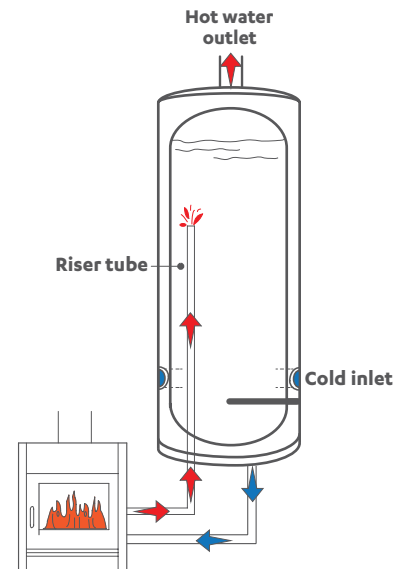


Smart cylinder™

The Rinnai Smart cylinder™ has a smart thermostat. Energy is saved as water is only heated as and when needed. Typical savings are up to 10%* on water heating costs.

A Smart Cylinder™ is ideal for households that have a regular pattern of hot water use, as consistency is key. Also there is some interaction needed with the Smart controller, which is mounted on the cylinder. This means that if your cylinder is not easily accessed then a Smart Cylinder™ is probably not for you.

*Savings are influenced by a number of factors including cylinder size, hot water use profiles and plumbing system design. Savings of up to 10% have been observed. The savings claim is verified by results from European tapping tests. The European efficiency testing standard for a hot water system uses "tappings". Tappings are calls for hot water from the cylinder at various times to simulate real life hot water use.



Copper low pressure wetback cylinders

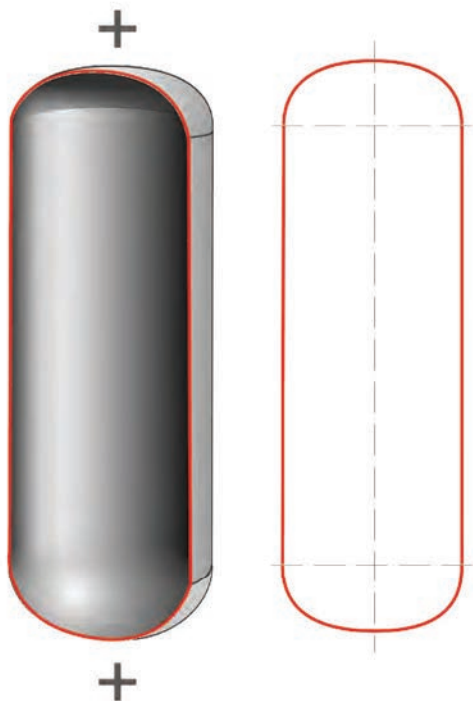
Copper low pressure wetback cylinders are fitted with an auto reset thermostat* and a riser tube. Water from the cylinder is circulated through the wetback heat exchanger, and the water is heated using some of the heat from the fire. Hot water then passes up the riser tube and into the cylinder to avoid mixing with the cold water at the bottom.

When the wetback isn't able to provide heat the electrical element kicks in to heat the water.

* Will automatically reset should the water exceed 85 °C.

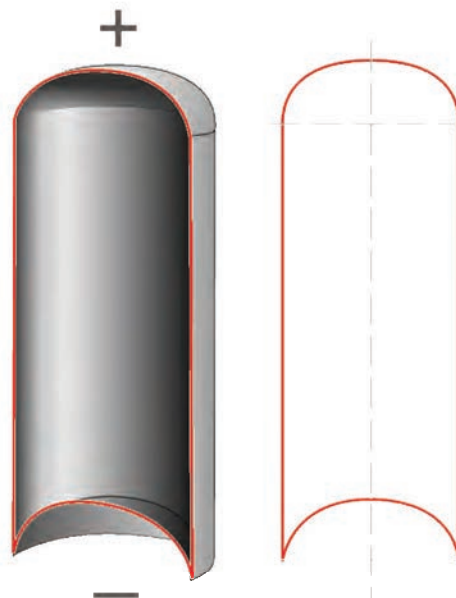
Cylinder Design and Innovation

All Rinnai cylinders are manufactured using a plus-plus design, while other cylinder suppliers manufacture a cheaper plus-negative design.



Rinnai plus-plus cylinder design

- ✓ Curved element design ensures 98% of the water is heated
- ✓ Curved bottom plus design
- ✓ Reduces the risk of corrosion
- ✓ Increased cylinder capacity = more hot water for the home-owner



Plus-negative cylinder design

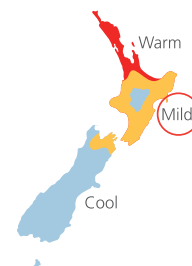
- ✗ Element can't heat all the water as there's an amount of water below the element
- ✗ Silt build-up in the crevice causing an increase in corrosion
- ✗ Less capacity due to the concave shape = less water for the home-owner

Rinnai INFINITY® Gas Water Heater Product Selector

1. Work out the volumes of hot water that might be needed at the same time.
2. Add up the total volume of hot water that might be needed at the same time
3. Find the geographic zone and then follow the row until you find either the volume needed or the next highest number.
4. Go across the chart to see which models will deliver this quantity of water.

	Typical flow rate***	What you want to run	Example
Bathroom 1	9		9
Bathroom 2	9		9
Kitchen	6		6
Laundry	6		
Other	Allow 6		
Total			24

Warm	Mild	Cool	A	HD	EF/N
16	13	11	16	200	EF26
20	17	14	20	200	EF26
24	20	17	24	200	EF26
26	22	19	26	200	EF26
30	26	22	26	250	EF26
32	27	23		250	N56
33+	28+	24+		250*	N56



* If the maximum water flow for your household exceeds what is listed on the table for your region, two Rinnai INFINITY® units may be required. Please contact your local gas fitter for a recommendation.

Technical Information

Gas Water Heating Specifications

Gas Continuous Flow – Indoor and Outdoor Rinnai INFINITY® Range

RINNAI INFINITY® MODEL		A16	A20	A24	A26	HD200	HDi200	HD250	EF26	N56kWe	N56kWi
Part number	LPG	INFA16L	INFA20L	INFA24L	INFA26L	INFHD200HNCL	INFHD200FFNCL	INFHD250HNCL	INFEF26L	INFN56L	INFN56FFL
	NG	INFA16N	INFA20N	INFA24N	INFA26N	INFHD200HNCN	INFHD200FFNCFN	INFHD250HNCN	INFEF26N	INFN56N	INFN56FFN
Suitable for		1bth	2bth	2bth+	2bth+	2bth+	2bth+	2bth+	2bth	2bth+	2bth+
Mounting		External	External	External	External	External	Internal	External	External	External	Internal
Hot water capacity**	L/min	21-16	2.5-20	21-24	21-26	2.4 - 26	2.4 - 26	2.4 - 32	2.4 - 26	1.5 - 32	1.5 - 32
Height	mm	531	531	531	531	600	600	600	531	670	670
Width	mm	351	351	351	351	350	350	470	351	470	470
Depth	mm	180	180	180	180	250	235-275	244	205	294	276
Thermal	%	81	80	80	80	82	83	81	92	97	97
Weight	kg	15	16	17	17	21	21	29	18	29	29

** Raised 25°C

Digital Controllers

CONTROLLER	CODE	HEIGHT (mm)	WIDTH (mm)	DEPTH (mm)
Compact Controller	MC601A	120	90	21
Bathroom Deluxe	BC100V1Z	97	195	22
Kitchen Deluxe	MC100V1Z	120	128	20

Outdoor Accessories

MODEL	CODE	SUITABLE FOR	HEIGHT (mm)	WIDTH (mm)	DEPTH (mm)
RECESS BOX					
Metal Recess Box	R1405	All A Series Models	944	417	205
Metal Recess Box	R1407	HD200, HD250, EF26	944	514	270
FLUE DIVERTERS					
Upwards Flue Diverter	FDU16	A16	-	-	-
Upwards Flue Diverter	FDU20	A20	-	-	-
Upwards Flue Diverter	FDU24	A24, A26	-	-	-
Upwards Flue Diverter	FDU32	HD250	-	-	-
Sideways Flue Diverter	FDS16A	A16	385	140	60
Sideways Flue Diverter	FDS20	A20	385	140	60
Sideways Flue Diverter	FDS24	A24, A26	385	140	60
PIPE COVERS					
Pipe Cover	R1385	All A Series Models	438	334	167
Pipe Cover	R1408SC	HD200	448	334	230
Pipe Cover	R1402SC	HD250	438	453	230
Pipe Cover	R1416	EF26	448	334	230
Pipe Cover	R1415	N56kWe / N56kWi	470	460	240
SECURITY BRACKET					
Security Bracket	ACC1395	All INFINITY® Models	70	190	33.5

View the warranty conditions prior to purchase at rinnai.co.nz/warranty

Rinnai is constantly improving its products, and as such, information and specifications are subject to change without notice. For the most up-to-date information, go to rinnai.co.nz

This document has been printed using vegetable/soy-based inks on paper from environmentally responsible sources

Rinnai.co.nz | 0800 746 624

facebook.com/rinnainz