


SWIND



OUTDOOR  
LIVING

---

## SWIND Windbreaker

Definition of outdoor areas with wider panoramas

Swind has a simple and functional wind breaker design concept that expands your terrace, patio or open-air spaces to shield outdoor living areas by offering adequate wind breaking with the option of total transparency.

System is mostly preferred at restaurants, cafes and terraces either private or commercial as an automatic vertical up-down glass separator for outdoor spaces, besides fixed panel can also incorporate the function of balustrade. Thanks to led stripe dimmer lighting integrated side frame the fixed panel assigns distinctive appeal.

The system is modular and completely flexible as there are no limits in the horizontal direction that can be used to surround spaces of all types and sizes. There are no vertical struts between moveable and fix panels that provides unobstructed view. The modules can be moved up-down individually or in groups by remote control and the position of movable panels can be adjusted according to desired height. The system can be fixed on the ground or can be portable with the wheeled base option, also a decorative harmony can be ensured with plant pot integration.





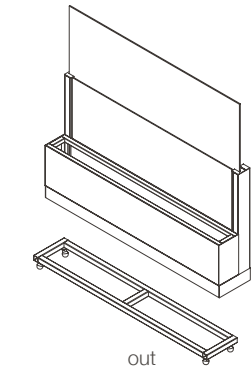
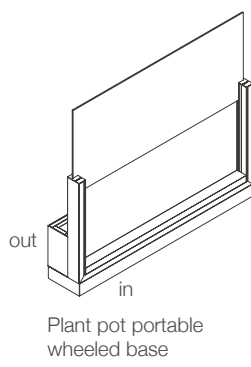
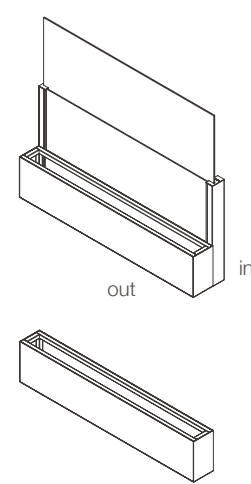
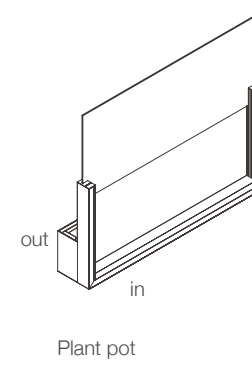
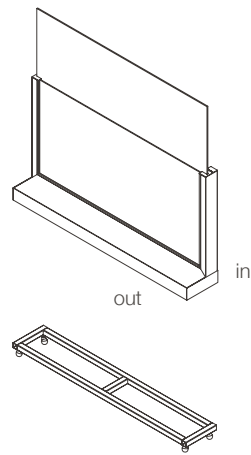
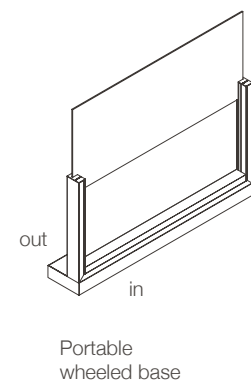
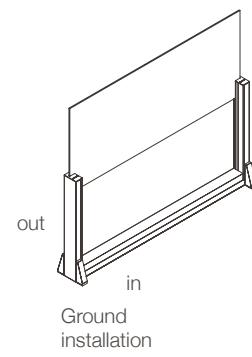
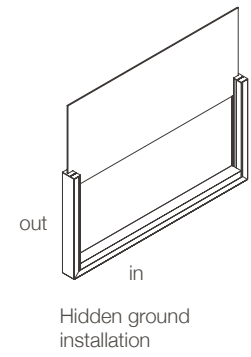


**Led Stripe Dimmer Ligting** illuminates all around the system and creates a warm atmosphere. Dimmable Soft Led Stripe lighting on sides within the structure provides intensity of day light or cool white options.

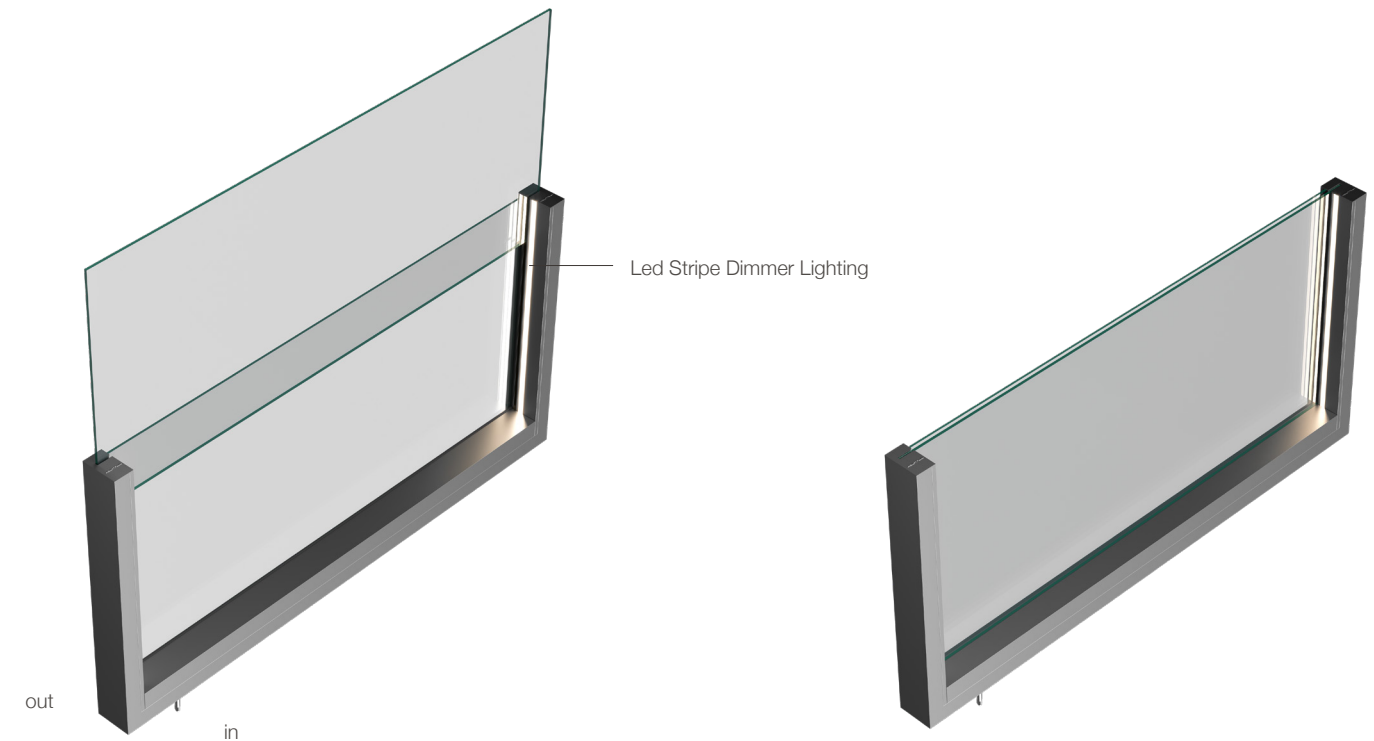
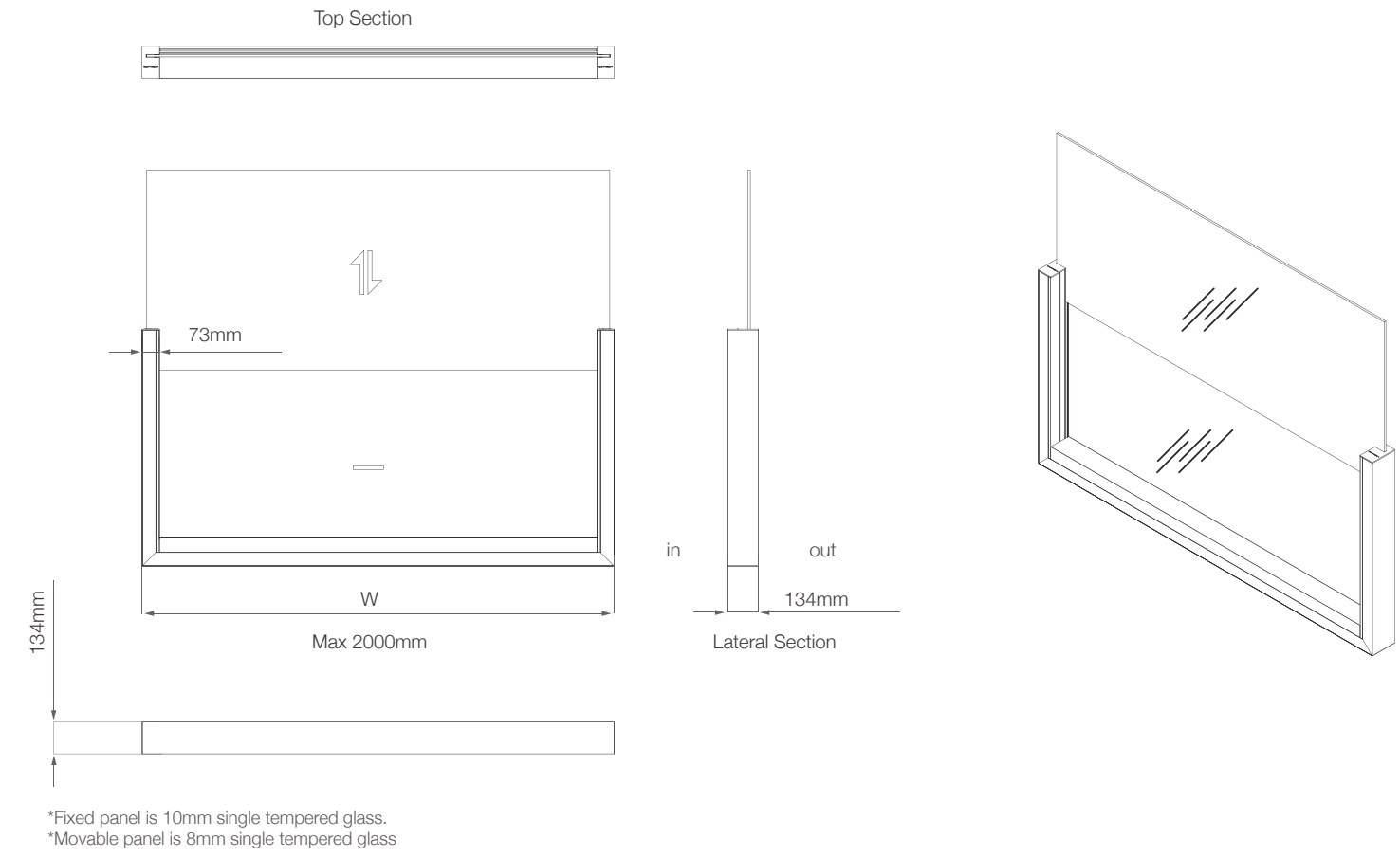
■ Led Stripe Dimmer Lighting



### Installation & Base Options



### Section Details



## Technical Details



Glazing	Fixed panel 10 mm tempered single glass Up-down panel 8 mm tempered single glass
Max. width for single module	2000 mm
Max. height for single module	1000 mm (fixed) + 700 mm (up-down)
Max. movable glazed frame weight	50 kg
Fixed panel glass dimension	10 mm single tempered
Movable panel glass dimension	8 mm single tempered
Frame profile dimension	134x73 mm
Surface finish	Electrostatic powder-coating
Motor type	220 VAC 50 Hz double shaft direct drive
Control system	Switch, remote control options
Automation	included
Control Unit	optional
Led Stripe Dimmer lighting	optional
Ground installation (inox)	optional
Wheeled base	optional
Plant pot	optional

[www.umbraoutdoorliving.com.au](http://www.umbraoutdoorliving.com.au)

[info@umbraoutdoorliving.com.au](mailto:info@umbraoutdoorliving.com.au)

040 339 88 19



OUTDOOR  
LIVING

