

# T23 NEWS



# OUTDOOR

IVY	8
DART ROUND	24
JEDI COMPACT RGBW	34
MRS BO	38
LUCERA	48

# INDOOR

LOGICO EASY	70
FORTYEIGHT LABEL	96
LABEL 230V	106
OZ WALL WASHER	116
CCTEVO DOWNLIGHT 38	122
CCTEVO TUBE	128

## Index

# Highlights Outdoor

2023

## LUCERA

---

The new pole-mounted lighting system dedicated to large outdoor areas



## IVY System

---

Designed by  
Stefano Boeri Interiors,  
Ivy System is the first 48V  
smart system for outdoor  
spaces

**BOERI**

STEFANO  
BOERI  
INTERIORS

PER  
TARGETTI  
SANKEY



## JEDI Compact Outdoor RGBW

---


For scenographic  
architectural lighting  
and chromatic effects in  
different nuances



## DART Round

---


The new circular projector  
to illuminate architecture



## MRS. BO

---

The new highly efficient  
bollard with zero  
emissions above the  
horizontal axis. Available  
today in a new path  
version and in two surface  
versions



# Highlights Indoor

2023

## CCTEvo Downlight 38

---


New miniaturized recessed fixture  
from the CCTEvo Downlight range




## FORTYEIGHT Label

---

The Fortyeight System is even  
more versatile with the new Label  
Suspension and Ceiling Versions





## LABEL 230V

---

Label 230V expands its range with new trackless application possibilities to meet more installation needs.



## LOGICO EASY

---

New linear lighting system ideal for working places



## CCTEvo Tube

---

New surface versions for the CCTEvo range.

# IVY SYSTEM

Designed by Stefano Boeri Interiors, IVY is the first 48V smart system for outdoor spaces that integrates itself with architecture and green spaces in an extremely natural and flexible way.

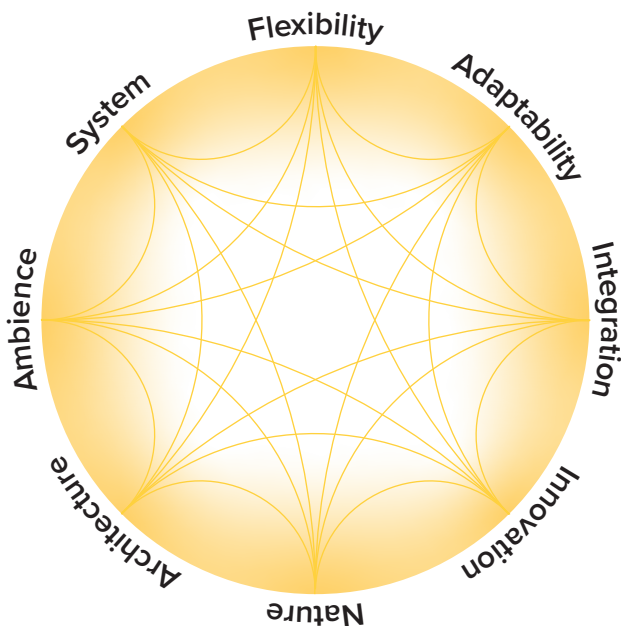
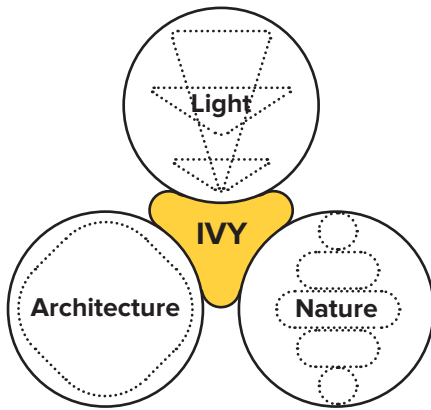
IVY transforms outdoor environments: spaces become cosy, relaxing, functional and usable both during the day and at night.







# IVY is the new generation lighting for outdoor and indoor spaces. The common denominator of Architecture, Light and Nature





It is the ideal solution to light up terraces, pergolas, outside dining areas as well as historical porticos. Its flexibility and adaptability make it perfect for installation in existing buildings or structures or to be integrated into new constructions.



# Adorns, illuminates, monitors

IVY favors the use of environment and social function. A linear, minimal element that integrates discreetly into spaces concealing a highly technological system that combines lighting fixtures with speakers and wireless sensors.

IP65

First IP65 intelligent system for outdoor applications and wet areas.



Light units



Speaker



Air quality and temperature sensors




Light sensors



Remote lighting scenarios

The system is composed of an extruded aluminium metal profile for surface and recessed installation. Various elements are installed into the profile: the light units, speakers and wireless sensors.





The flexibility of a 48V system in an outdoor environment

Remote electronic power supply



Wall and ceiling installation



Casambi Wireless control

DALI control via DALI/Casambi Bridge



Wireless sensors and speakers



Linear, precise, focused and diffused lighting



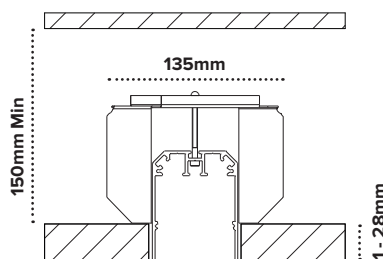

Available in white and ferrite painted finishes or anodized black

# System modules



## Profile lengths

- 50cm
- 100cm
- 200cm
- 300cm



## Technical profile

The technical profile is made of extruded aluminium and is available in four different lengths – 50cm, 100cm, 200cm, 300cm with two different sections.

For surface installation such as concrete, wood and stone materials the section is 7cm width and 9cm thickness.


For recessed installation 9cm deep for materials such as plasterboard, wood or metal.

Mounting brackets are included with the profile.



## Connection Joints type

### L Joints



### Linear joint (Already integrated)



## Connection joints

Thanks to linear connection joints the system can be made of various modular lengths and various forms and can be both wall and ceiling mounted. The concave and convex L shaped joints allow to create continuous installations from wall to ceiling both for recessed and surface versions.

# Light units

The different modules can be fixed to any point of the profile to ensure maximum application flexibility.



## Colour temperatures

2700K  
3000K  
3500K  
4000K

## Linear element

Depending on the chosen optics the linear is ideal to softly light an environment, to wash uniformly a wall or to create a focus on perimetral vegetation. The 90cm module is equipped with LED boards within Flood, Opal, Grazing and Wall Washer optics.

## Adjustable projectors

The ideal solution to create scenographic effects by focusing on elements: vegetation, tables in a restaurant or bar, a sculpture or an object.

Available with Narrow Spot (1x), Spot, Flood and Wide Flood optics.

Projectors are housed in two different lengths modules, the 15cm module can host a single projector while the 45cm one can host three projectors.

The fixing base allows the adjustability from 0° to 90° on vertical plane and 355° on horizontal plane.

## Stem mounted adjustable projectors

The stem mounted modules allow to place the light as close as possible to the object to be lit. This solution moves the light 50cm below the profile and it is available in the 15cm module version with Narrow Spot, Spot, Flood and Wide Flood optics.

# Power supply



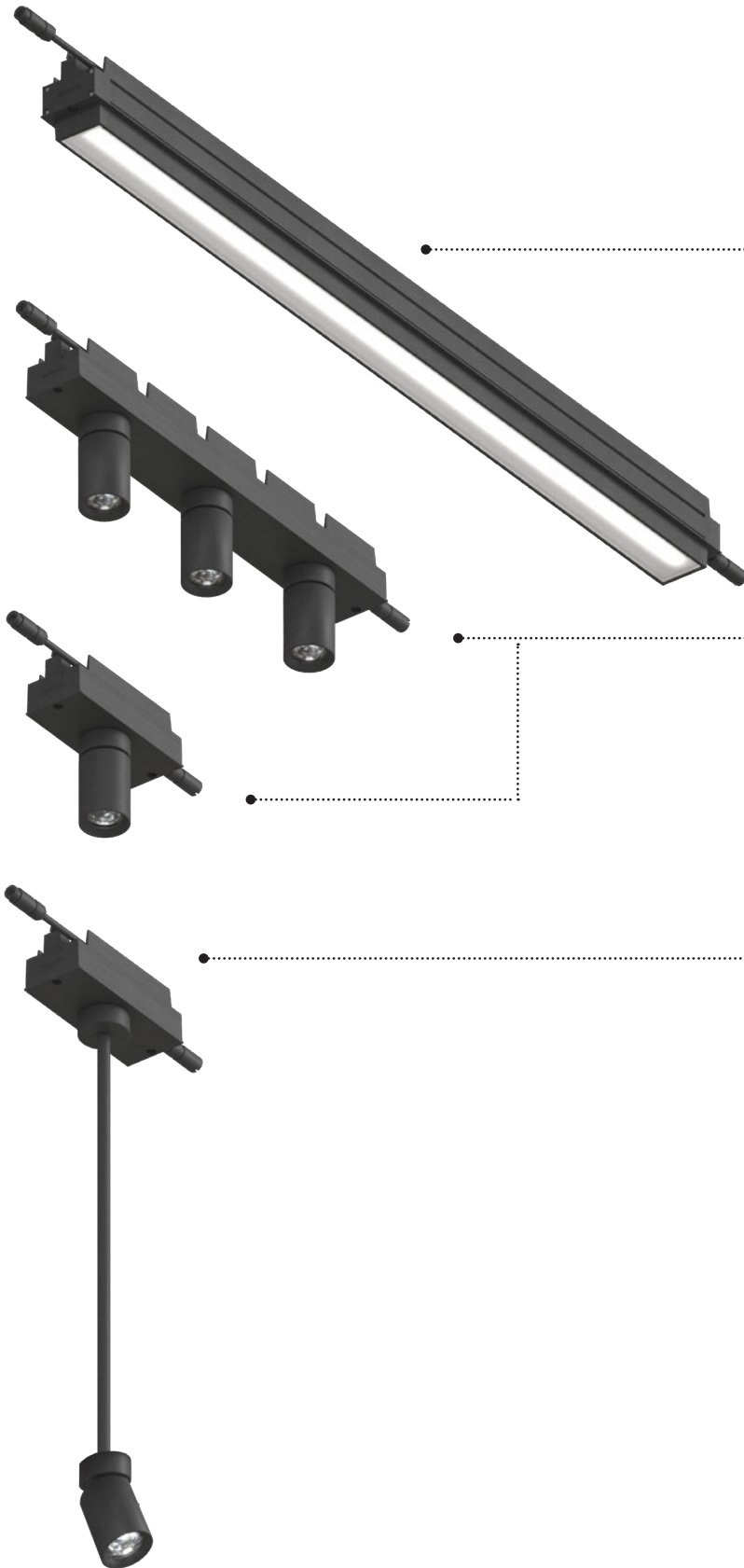
Electronic with power ON — OFF




Casambi with the possibility to dim the fixtures using a push button as well as creating and recalling light scenarios using the App on Smartphones and Tablets.




Using Bridge DALI- Casambi accessory





## Light units

### Linear light



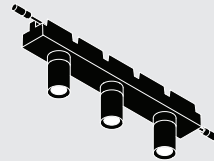
885x68x60mm

### Adjustable projector



1x

148x135x60mm



3x

442x135x60mm

### Stem mounted adjustable projectors



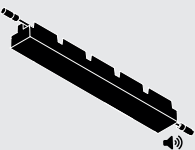
1x

148x652x60mm



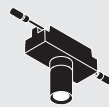
## Audio and Sensors

### Audio Speaker



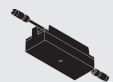
450x49x60mm

### People sensor/ daylight sensor



148x135x60mm

### Sensor OAQ



148x49x60mm

# Design Constraints

The constraints on the number of light points and sensors to be provided for each circuit are given by the power absorbed by the driver and by the maximum length of the system connection cables.

## 150W

Power max for each circuit

The maximum number of elements connected to the same circuit is given by the power of the driver. The driver can absorb a maximum of 150W. If necessary, the system can be powered by multiple drivers.

## 13m

Maximum length of connections with 150W integrated driver or 120W and 130W remote driver

## 20m

Maximum length of connections with 90W integrated driver and 56W or 60W remote driver.

The maximum length of the cables per each circuit must not exceed 13 meters, already net of the 30cm of in-out connections (15cm + 15cm) supplied for each product.

Feasibility examples of a circuit with 7 single projectors (7x7W) plus 3 linear (3x22W) Total 115W <150W

**A**

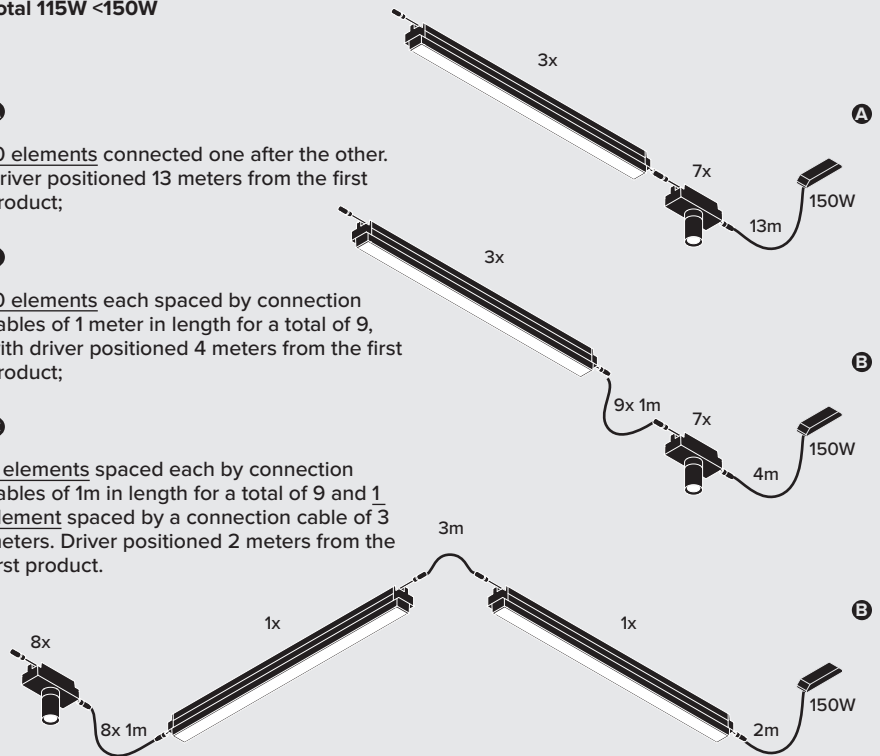
10 elements connected one after the other. Driver positioned 13 meters from the first product;

**B**

10 elements each spaced by connection cables of 1 meter in length for a total of 9, with driver positioned 4 meters from the first product;


**C**

9 elements spaced each by connection cables of 1m in length for a total of 9 and 1 element spaced by a connection cable of 3 meters. Driver positioned 2 meters from the first product.




## Profiles

### Surface



500/1000/2000/3000mm  
To be completed with special end caps

### Recessed



500/1000/2000/3000mm  
To be completed with special end caps

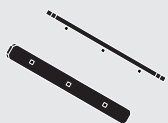
### Cover



2000mm

## Joints | Surface and Recessed

### Linear joint



(Already integrated)

### L planar joint



150x150mm surface  
160x160mm recessed

### L concave joint



150x150mm surface  
148x148mm recessed

### L convex joint



150x150mm surface  
150x150mm recessed

## Power Supply

### Remote driver



IP67 56W - 120W  
IP20 60W - 130W

### Integrated driver



150W | 90W





## Applications

The combination of diffused and adjustable precision elements combined with the possibility to choose from On-Off, DALI and Casambi control, allows to design a flexible and dynamic outdoor space that can be controlled with a smartphone



Terraces



Pergolas



Outdoor dining areas



Humid environments (SPA)



## On request

IVY is available on request in all the colours of the “Easy Custom Colours” range. To see the Colours chart, consult page 136 or the website in the Download section.




Available in white and ferrite painted finishes or anodized black



**Black Anodized**









**Ferrite**




**Plaster white**





Profiles

Installation	Colour	Length 50cm	Length 100cm	Length 200cm	Length 300cm	End-caps (2pcs)
 Surface 65 x 88mm		1E4155	1E4156	1E4157	1E4158	1E4168
		1E4228	1E4229	1E4230	1E4231	1E4234
		1E4151	1E4152	1E4153	1E4154	1E4167
 Recessed 85 x 86mm		1E4159	1E4160	1E4161	1E4162	1E4258



Cover 2000mm

Colour	Code
	1E4170

Joints

Installation	Colour	L Planar	L Concave	L Convex
Surface		1E4176	1E4177	1E4178
		1E4236	1E4237	1E4238
		1E4172	1E4173	1E4174
Recessed		1E4259	1E4260	1E4261

Power supply

	Colour	Code
<b>New</b> Integrated Box Driver   220-240V   150W   Class II   IP65   450x49x60mm		1E4175
<b>New</b> Integrated Box Driver   220-240V   90W   Class II   IP65   450x49x60mm		1E4169
Remote driver*   220-240V   56W   IP67   225x51x65mm		1E2320
Remote driver*   220-240V   120W   IP67   225x51x65mm		1E2321
<b>New</b> Remote driver* 48V   220-240V   60W   IP20   225x36x60mm		1T6917EL
<b>New</b> Remote driver* 48V   220-240V   130W   IP20   240x49x60mm		1T6916EL






\*To be completed with 1E4184

Feeding accessories

<b>New</b> Connection cable   Length 500mm   IP65	1E4270
Connection cable   Length 1000mm   IP65	1E4181
Connection cable   Length 2000mm   IP65	1E4182
Connection cable   Length 3000mm   IP65	1E4183
Male female connectors kit 24/48V (for remote driver and connections>3000mm)   IP65	1E4184
Linear connection box IP66/IP68   5 poles	1E2769




• The drivers selected by Targetti make the fixtures “Safe Flicker”.

Audio and sensories

	Coloure	Code
<b>New</b> Audio Speaker Master Module   max 50W   450x49x60mm		1E4262
		1E4186
<b>New</b> People sensor/daylight sensor   3W   148x135x60mm		1E4235
		1E4272
<b>New</b> OAQ Sensor - Outdoor Air Quality   3W   148x49x60mm		1E4185



Accessories














	Coloure	Code
<b>New</b> Suspension kit   Length 2000mm   For indoor use only		2T0049
		2T0048EL
<b>New</b> Power supply kit   Max 0,6kW   For indoor use only		1T5905EL
		1T5906EL
<b>New</b> Bridge Casambi/DALI IP20		1T8173CA
Connection box IP68 for Bridge DALI/Casambi   5 poles		1E3184
Microscrewdriver with hexagonal head		1E4171

Single Projector

Ra90 | Fixture flux 3000K from 220lm to 623lm

148x135x60mm



	Fixture Power	Optic	Colour	Driver	2700K	3000K	3500K	4000K
	<b>New</b> 4.2W	NSP		EL	1E4273EL	1E4274EL	1E4275EL	1E4276EL
				Casambi	1E4273CA	1E4274CA	1E4275CA	1E4276CA
				EL	1E4281EL	1E4282EL	1E4283EL	1E4284EL
				Casambi	1E4281CA	1E4282CA	1E4283CA	1E4284CA
				EL	1E4277EL	1E4278EL	1E4279EL	1E4280EL
				Casambi	1E4277CA	1E4278CA	1E4279CA	1E4280CA
	7W	SP		EL	1E4075EL	1E4078EL	1E4081EL	1E4084EL
				Casambi	1E4075CA	1E4078CA	1E4081CA	1E4084CA
				EL	1E4192EL	1E4195EL	1E4198EL	1E4201EL
				Casambi	1E4192CA	1E4195CA	1E4198CA	1E4201CA
				EL	1E4063EL	1E4066EL	1E4069EL	1E4072EL
				Casambi	1E4063CA	1E4066CA	1E4069CA	1E4072CA
7W	FL		EL	1E4076EL	1E4079EL	1E4082EL	1E4085EL	
			Casambi	1E4076CA	1E4079CA	1E4082CA	1E4085CA	
			EL	1E4193EL	1E4196EL	1E4199EL	1E4202EL	
			Casambi	1E4193CA	1E4196CA	1E4199CA	1E4202CA	
			EL	1E4064EL	1E4067EL	1E4070EL	1E4073EL	
			Casambi	1E4064CA	1E4067CA	1E4070CA	1E4073CA	
7W	WFL		EL	1E4077EL	1E4080EL	1E4083EL	1E4086EL	
			Casambi	1E4077CA	1E4080CA	1E4083CA	1E4086CA	
			EL	1E4194EL	1E4197EL	1E4200EL	1E4203EL	
			Casambi	1E4194CA	1E4197CA	1E4200CA	1E4203CA	
			EL	1E4065EL	1E4068EL	1E4071EL	1E4074EL	
			Casambi	1E4065CA	1E4068CA	1E4071CA	1E4074CA	

**Multiple Projector**

Ra90 | Fixture flux 3000K from 1584lm to 1869lm

442x135x60mm



Fixture Power	Optic	Colour	Driver	2700K	3000K	3500K	4000K
3x7W	SP	●	EL	1E4123EL	1E4126EL	1E4129EL	1E4132EL
			Casambi	1E4123CA	1E4126CA	1E4129CA	1E4132CA
		○	EL	1E4216EL	1E4219EL	1E4222EL	1E4225EL
			Casambi	1E4216CA	1E4219CA	1E4222CA	1E4225CA
		●	EL	1E4111EL	1E4114EL	1E4117EL	1E4120EL
			Casambi	1E4111CA	1E4114CA	1E4117CA	1E4120CA
3x7W	FL	●	EL	1E4124EL	1E4127EL	1E4130EL	1E4133EL
			Casambi	1E4124CA	1E4127CA	1E4130DA	1E4133CA
		○	EL	1E4217EL	1E4220EL	1E4223EL	1E4226EL
			Casambi	1E4217CA	1E4220CA	1E4223DA	1E4226CA
		●	EL	1E4112EL	1E4115EL	1E4118EL	1E4121EL
			Casambi	1E4112CA	1E4115CA	1E4118DA	1E4121CA
3x7W	WFL	●	EL	1E4125EL	1E4128EL	1E4131EL	1E4134EL
			Casambi	1E4125CA	1E4128CA	1E4131CA	1E4134CA
		○	EL	1E4218EL	1E4221EL	1E4224EL	1E4227EL
			Casambi	1E4218CA	1E4221CA	1E4224CA	1E4227CA
		●	EL	1E4113EL	1E4116EL	1E4119EL	1E4122EL
			Casambi	1E4113CA	1E4116CA	1E4119CA	1E4122CA




**Linear Module**

Ra90 | Fixture flux 3000K from 1935lm to 2441lm

885x68x60mm



Fixture Power	Optic	Colour	Driver	2700K	3000K	3500K	4000K
22W	Grazing	●	EL	1E4135EL	1E4139EL	1E4143EL	1E4147EL
			Casambi	1E4135CA	1E4139CA	1E4143CA	1E4147CA
	Wall Washer	●	EL	1E4137EL	1E4141EL	1E4145EL	1E4149EL
			Casambi	1E4137CA	1E4141CA	1E4145CA	1E4149CA
	Opal	●	EL	1E4138EL	1E4142EL	1E4146EL	1E4150EL
			Casambi	1E4138CA	1E4142CA	1E4146CA	1E4150CA
	FL	●	EL	1E4136EL	1E4140EL	1E4144EL	1E4148EL
			Casambi	1E4136CA	1E4140CA	1E4144CA	1E4148CA




**Stem Mounted Projector**

Ra90 | Stem 500mm | Fixture flux 3000K from 220lm to 623lm

148x652x60mm



	Fixture Power	Optic	Colour	Driver	2700K	3000K	3500K	4000K
	<b>New</b> 4.2W	NSP	●	EL	1E4285EL	1E4286EL	1E4287EL	1E4288EL
				Casambi	1E4285CA	1E4286CA	1E4287CA	1E4288CA
			○	EL	1E4293EL	1E4294EL	1E4295EL	1E4296EL
				Casambi	1E4293CA	1E4294CA	1E4295CA	1E4296CA
			●	EL	1E4289EL	1E4290EL	1E4291EL	1E4292EL
				Casambi	1E4289CA	1E4290CA	1E4291CA	1E4292CA
	7W	SP	●	EL	1E4099EL	1E4102EL	1E4105EL	1E4108EL
				Casambi	1E4099CA	1E4102CA	1E4105CA	1E4108CA
			○	EL	1E4204EL	1E4207EL	1E4210EL	1E4213EL
				Casambi	1E4204CA	1E4207CA	1E4210CA	1E4213CA
			●	EL	1E4087EL	1E4090EL	1E4093EL	1E4096EL
				Casambi	1E4087CA	1E4090CA	1E4093CA	1E4096CA
7W	FL	●	EL	1E4100EL	1E4103EL	1E4106EL	1E4109EL	
			Casambi	1E4100CA	1E4103CA	1E4106CA	1E4109CA	
		○	EL	1E4205EL	1E4208EL	1E4211EL	1E4214EL	
			Casambi	1E4205CA	1E4208CA	1E4211CA	1E4214CA	
		●	EL	1E4088EL	1E4091EL	1E4094EL	1E4097EL	
			Casambi	1E4088CA	1E4091CA	1E4094CA	1E4097CA	
7W	WFL	●	EL	1E4101EL	1E4104EL	1E4107EL	1E4110EL	
			Casambi	1E4101CA	1E4104CA	1E4107CA	1E4110CA	
		○	EL	1E4206EL	1E4209EL	1E4212EL	1E4215EL	
			Casambi	1E4206CA	1E4209CA	1E4212CA	1E4215CA	
		●	EL	1E4089EL	1E4092EL	1E4095EL	1E4098EL	
			Casambi	1E4089CA	1E4092CA	1E4095CA	1E4098CA	

# DART ROUND

Dart Round was designed to enhance the architecture of our cities to make them more pleasant to live and discover.

Professional, high-performances projectors with simple shapes and soft lines, every care is taken in the choice of materials and the technical solutions used.

Architect B-sign architetti Firenze - Enrico Bianchini,  
Tommaso Bertini, Fabrizio Bertoli  
Photographer Ivan Rossi

Project Le Ceirraie winery





EL CERRO

EL CERRO



From the first Dart fixture they inherit all the characteristics of flexibility and resistance, but most of all the range of optical units. Three sizes, up to 5 different power supplies, 8 different light distributions, colour temperatures of 3000K and 4000K as standard and 2700K and 3500K on request, Tunable White and RGBW versions. Standard colour rendering of Ra80 and Ra90 on request with luminous flux from 162 to 8900 lumen.



**LED**  
Source efficacy up to  
167 lm/W

Thanks to its extensive breadth and depth, Dart Round range it is suitable for any situation: large or small distances,

difficult installation points, wide surfaces to be lit or small elements to be enhanced.


### On request



DART Round is available on request in all the colours of the “Easy Custom Colours” range. To see the Colours chart, consult page 136 or the website in the Download section.

It is also available on request with:

- Cataphoresis treatment
- Power supply 110-277VaC
- Ra90
- 2700K and 3500K



### Dart Round Small — Remote power supply



**LED**  
White LED Ra80 3000K - 4000K



**OPTICS**  
NSP • SP • FL • MWFL

**TECHNICAL FEATURES**  
IP66 • IK10 • CL3



**SOURCE FLUX**  
from 230lm to 2210lm

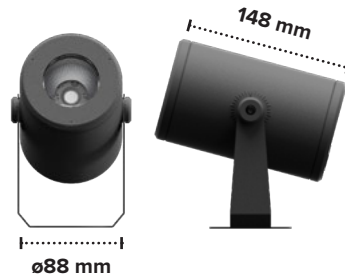
**FIXTURE FLUX**  
from 162lm to 1685lm

**FIXTURE POWER**  
from 2,1W to 14,8W

**PRODUCT EFFICACY**  
up to 124lm/W



**POWER SUPPLY**  
Remote driver



### Dart Round Small



**LED**  
White LED Ra80 3000K - 4000K  
Tunable White Ra80  
RGBW



**OPTICS**  
NSP • SP • FL • MWFL

**TECHNICAL FEATURES**  
IP66 • IK10  
Integrated driver: CL1  
Remote driver: CL3



**SOURCE FLUX**  
from 230lm to 1952lm

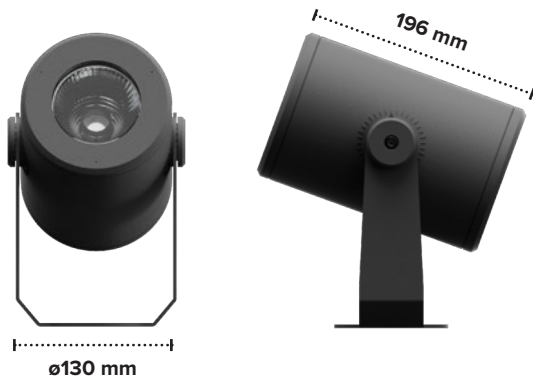
**FIXTURE FLUX**  
from 162lm to 1489lm

**FIXTURE POWER**  
from 3,7W to 15W

**PRODUCT EFFICACY**  
up to 110lm/W



**POWER SUPPLY**  
White LED - Integrated driver  
Tunable White and RGBW - Remote driver



### Dart Round Medium



**LED**  
White LED Ra80 3000K - 4000K  
Tunable White Ra80  
RGBW



**OPTICS**  
NSP • SP • FL • MWFL • WFL

**TECHNICAL FEATURES**  
IP66 • IK10  
Integrated driver: CL1  
Remote driver: CL3



**SOURCE FLUX**  
from 690lm to 5193lm

**FIXTURE FLUX**  
from 518lm to 4247lm

**FIXTURE POWER**  
from 8W to 33W

**PRODUCT EFFICACY**  
up to 128lm/W



**POWER SUPPLY**  
White LED - Integrated driver  
Tunable White and RGBW - Remote driver



### Dart Round Maxi



**LED**  
White LED Ra80 3000K - 4000K  
Tunable White Ra80  
RGBW



**OPTICS**  
NSP • SP • FL • MWFL • WFL

**TECHNICAL FEATURES**  
IP66 • IK10 • CL1



**SOURCE FLUX**  
from 1100lm to 8969lm

**FIXTURE FLUX**  
from 893lm to 6921lm

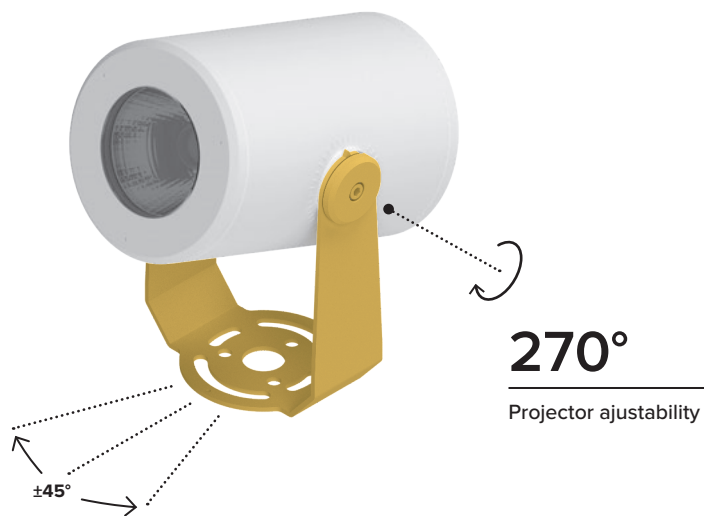
**FIXTURE POWER**  
from 17W to 71W

**PRODUCT EFFICACY**  
up to 97lm/W



**POWER SUPPLY**  
Integrated driver

The three sizes of Dart Round allow it to integrate into any architectural element. The mounting bracket allows the projector to rotate  $\pm 45^\circ$  on the horizontal plane and from  $0$  to  $270^\circ$  on the vertical plane. A graduated ring positioned on the fixture near the joint allows for precise adjustment which is especially useful where aiming must be replicated on several devices.



Hibryd Optic



Lenses



Reflectors

## Five different beam openings

Five different beam openings from NSP  $5^\circ$  to WFL  $62^\circ$  make it possible to create any effect. Optics with lenses for NSP and all the Tunable White and RGBW versions, hybrid optics for SP and FL versions, convex faceted reflectors for MWFL and WFL versions. All the optical systems

were developed and produced in the Optical department at Targetti headquarters in Florence and were designed to make the most of the light source by obtaining the best optical performance and the best lighting effect according to the size, characteristics and performance of the LED sources.





**Asymmetrical screen**



**Symmetrical screen**



**Anti-glare grid**



**Blade of light filter**



**Super Snoot**

## **Accessories**

A wide range of optical accessories allows to modify and customize beam emission according to actual needs by focusing the light only where it is needed.

The accessories are positioned externally using the fixing points placed on the sealing ring to avoid any risk of infiltration.

## DART ROUND Maxi

Integrated driver | Ra80 | Fixture flux 3000K from 893lm to 6760lm

Ø235x286x168mm



Fixture power	Optic	Driver	3000K	4000K
17W	NSP	EL	1E3992EL	1E3997EL
		DA	1E3992DA	1E3997DA
	SP	EL	1E3993EL	1E3998EL
		DA	1E3993DA	1E3998DA
71W	FL	EL	1E3994EL	1E3999EL
		DA	1E3994DA	1E3999DA
	MWFL	EL	1E3995EL	1E4000EL
		DA	1E3995DA	1E4000DA
	WFL	EL	1E3996EL	1E4001EL
		DA	1E3996DA	1E4001DA

## DART ROUND Maxi | Tunable White 2700-5000K

Integrated driver DALI DT8 | Ra80 | Fixture flux from 1945lm to 2520lm

Ø235x286x168mm



Fixture power	Optic	Code
33W	SP	1E4043DA
	FL	1E4044DA
	MWFL	1E4045DA

## DART ROUND Maxi | RGBW W=6500K

Integrated driver DMX RDM | Fixture flux up to 2333lm

Ø235x286x168mm



Fixture power	Optic	Code
50W	NSP	1E4062
	SP	1E4052
	FL	1E4053
	MWFL	1E4054

## DART ROUND Medium

Integrated driver | Ra80 | Fixture flux 3000K from 518lm to 4148lm

Ø130x258x196mm



Fixture Power	Optic	Driver	3000K	4000K
8W	NSP	EL	1E3982EL	1E3987EL
		DA	1E3982DA	1E3987DA
28W	SP	EL	1E3983EL	1E3988EL
		DA	1E3983DA	1E3988DA
	FL	EL	1E3984EL	1E3989EL
		DA	1E3984DA	1E3989DA
33W	MWFL	EL	1E3985EL	1E3990EL
		DA	1E3985DA	1E3990DA
	WFL	EL	1E3986EL	1E3991EL
		DA	1E3986DA	1E3991DA

## DART ROUND Medium | Tunable White 2700-5000K

Remote driver DALI DT8 | Ra80 | Fixture flux from 777lm to 967lm

Ø130x258x196mm



Fixture power	Optic	Current	Code
12W	SP	700mA	1E4040
	FL	700mA	1E4041
	MWFL	700mA	1E4042

### Remote Driver

Driver Tunable White DALI DT8 IP68 | 110-277V | 250x80x140mm | Multiple configuration up to 3 fixtures

### Code

1E4056

## DART ROUND Medium | RGBW W=6500K

Remote driver DMX RDM | Fixture flux up to 1265lm

Ø130x258x196mm



Fixture power	Optic	Current	Code
33W	NSP	850mA	1E4061
	SP	850mA	1E4049
	FL	850mA	1E4050
	MWFL	850mA	1E4051

### Remote Driver

DMX RDM 4 channel RGBW driver IP68 | 120-277V | 250x80x140mm

### Code

1E3883

## DART ROUND Small

Integrated driver | Ra80 | Fixture flux 3000K from 162lm to 1477lm

Ø88x174x148mm



Fixture power	Optic	Driver	3000K	4000K
3,7W	NSP	EL	1E3974EL	1E3978EL
15W	SP	EL	1E3975EL	1E3979EL
		DA	1E3975DA	1E3979DA
14W	FL	EL	1E3976EL	1E3980EL
		DA	1E3976DA	1E3980DA
	MWFL	EL	1E3977EL	1E3981EL
		DA	1E3977DA	1E3981DA

## DART ROUND Small

Remote driver | Ra80 | Fixture flux 3000K from 162lm to 1672lm

Ø88x140x74mm



Fixture power	Optic	Current	3000K	4000K
2,1W	NSP	700mA	1E3966	1E3970
15W	SP	400mA	1E3967	1E3971
		400mA	1E3968	1E3972
14W	MWFL	400mA	1E3969	1E3973

Remote driver	IP	Current	Code
Electronic driver 220-240V   119x22x52mm   up to 8 fixtures	IP20	700mA	1T9637EL
Electronic driver 110-240V   122x26x54mm   up to 4 fixtures	IP68	700mA	1E4239EL
Electronic driver 220-240V   146x22x43mm	IP20	400mA	1T4215EL
Electronic driver 110-240V   115x26x53mm	IP68	400mA	1E3033EL
DALI driver 110-240V   119x22x52mm   up to 4 fixtures	IP20	700mA	1T9637DA
DALI driver 110-240V   122x26x54mm   up to 6 fixtures	IP68	700mA	1E4239DA
DALI driver 220-240V   146x30x44mm	IP20	400mA	1T4215DA
DALI driver 110-240V   115x26x53mm	IP68	400mA	1E3033DA

• Multiple configurations available for NSP versions only. For more details, please refer to the installation instructions

## DART ROUND Small | Tunable White 2700-5000K

Remote driver | Ra80 | Fixture flux from 317lm to 399lm

Ø88x174x148mm



Fixture power	Optic	Current	Code
4,2W	SP	700mA	1E4037
	FL	700mA	1E4038
	MWFL	700mA	1E4039

Remote driver	Code
Driver Tunable White DALI DT8 IP68   110-277V   250x80x140mm   Multiple configuration up to 9 fixtures	1E4056

## DART ROUND Small | RGBW W=6500K

Remote driver | Fixture flux up to 455lm

Ø88x174x148mm



Fixture power

Optic

Current

Code

11W

NSP

900mA

1E4060

SP

900mA

1E4046

FL

900mA

1E4047

MWFL

900mA

1E4048

### Remote driver

Code

DMX RDM 4 channel RGBW driver IP68 | 120-277V | 250x80x140mm | Multiple configuration up to 4 fixtures

1E3883

## Surge protection

Maxi  
Maxi RGBW  
Maxi TW

Medium  
Medium RGBW  
Medium TW

Small integrated driver  
Small RGBW  
Small TW

Small remote driver

**New** Surge protection device IP67 | 10KV | Class I

A013A

A013A

A013A

**New** Surge protection device IP67 | 10KV | Class II

A013B

## Optical Accessories

Maxi  
Maxi RGBW  
Maxi TW

Medium

Medium NSP  
Medium RGBW  
Medium TW

Small  
Small RGBW  
Small TW

Blade of light filter + holder ring

1E4010

1E4006

1E4263

1E4002

Asymmetric screen

1E4011

1E4007

1E4007

1E4003

Symmetric screen

1E4012

1E4008

1E4008

1E4004

Anti-glare louver

1E4013

1E4009

1E4005

Super Snoot

1E4059

1E4058

1E4058

1E4057

## Mounting Systems

Code

### DART Round Small

Plate for fixture rotation

1E3015

Earthspike

1E3016

### DART Round Medium

Plate for fixture rotation

1E3026

Pole multiple mounting system

1E3027

Pole bracket (Ø60mm)

1E2825

Earth spike

1E3028

### DART Round Maxi

Plate for fixture rotation

1E3026

Pole multiple mounting system

1E3097

Pole bracket (Ø60mm)

1E2825

Post (Ø 34mm) with plate for installation  
in concrete

1E3187

Earth spike

1E3188

- The drivers selected by Targetti make the fixtures "Safe Flicker".
- Control systems and connection accessories available on [targetti.com](http://targetti.com)

# JEDI COMPACT OUTDOOR RGBW

JEDI Compact, the family of linear projectors with compact dimensions is now also available as RGBW versions for scenographic architectural lighting and chromatic effects with multiple nuances.

Lighting Design EV Studio Denver

Project Aurora Highlands, Aurora, CO







The Jedi Compact Outdoor range is now available with new RGBW sources, both in the projector and recessed versions. The quadri-chip LED technology equipping the fixtures allows the perfect mixing of colours in each single chip for a uniform and homogeneous high quality result: the perception of the primary colours making up the light emitted is completely eliminated.

JEDI Compact RGBW is available in four lengths and three different light distributions: Flood, Wall Washer and Grazing. A flexible solution that allows to play with colours for scenographic architectural lighting.

Jedi Compact Outdoor RGBW is also available with the special built-in Louvre anti-glare grid to control emissions and avoid the risk of glare.




Flood



Grazing



Wall Washer



2

**Versions**  
Projector  
Recessed

4

**Lengths**

L 300mm

L 600mm

L 900mm

L 1200mm



**Power supply**  
DMX RDM remote  
driver 120-277V

**On request:**  
Casambi wireless control



**LED source**  
RGBW quadri-chip  
W=3000K



## JEDI Compact Outdoor | RGBW | W=3000K | Projector

Remote driver | 500 mA | Fixture flux up to 2616lm

Lx42,5x53mm



	Version	Fixture power	FL	FL + Louvre	Grazing	Grazing + Louvre	Wall Washer	Wall Washer + Louvre
	L=312,5	12W	1E4297	1E4309	1E4298	1E4310	1E4299	1E4311
	L=593,5	24W	1E4300	1E4312	1E4301	1E4313	1E4302	1E4314
	L=873,5	36W	1E4303	1E4315	1E4304	1E4316	1E4305	1E4317
	L=1153,5	48W	1E4306	1E4318	1E4307	1E4319	1E4308	1E4320

## Feeding accessories

	Code
DMX RDM 4 channel RGBW remote driver   IP66   120-277V   220x80x120mm	1E4271
Linear connection box IP66/IP68   8 poles	1E4362
USB-RDM Programmer code. DMX-RDM (Remote Device Management) address planner	1E2767
my-SCENARIO Show Store - designed to control dynamic lighting fixtures	1T1898

## Accessories

	L.312,5mm	L.593,5mm	L.873,5mm	L.1153,5mm	Code
Symmetrical anti-glare grill   Flood and Grazing versions   External mounting	1E3900	1E3901	1E3902	1E3903	
Asymmetrical anti-glare grill   External mounting	1E3904	1E3905	1E3906	1E3907	
Hood   External mounting	1E3908	1E3909	1E3910	1E3911	
Adjustable hood   External mounting	1E3912	1E3913	1E3914	1E3915	
Short bracket (h=51,5mm) 2 pieces   Rotation +/-90°					1E3304
Long bracket (h=151,5mm) 2 pieces   Rotation +/-90°					1E3306
(Tightening) wrench for the connector kit					1E3305

## JEDI Compact Outdoor | RGBW | W= 3000K | Recessed

Remote driver | 500 mA | Fixture flux up to 2616lm

Lx42,5x53mm



	Version	Fixture power	FL	FL + Louvre	Grazing	Grazing + Louvre	Wall Washer	Wall Washer + Louvre
	L=344	12W	1E4321	1E4333	1E4322	1E4334	1E4323	1E4335
	L=625	24W	1E4324	1E4336	1E4325	1E4337	1E4326	1E4338
	L=905	36W	1E4327	1E4339	1E4328	1E4340	1E4329	1E4341
	L=1185	48W	1E4330	1E4342	1E4331	1E4343	1E4332	1E4344


## Related codes and Accessories

	Code
DMX RDM 4 channel RGBW remote driver   IP66   120-277V   220x80x120mm	1E4271
Outer casing - Jedi Compact Recessed with remote driver L= 300mm	1E3729
Outer casing - Jedi Compact Recessed with remote driver L= 600mm	1E3730
Outer casing - Jedi Compact Recessed with remote driver L= 900mm	1E3731
Outer casing - Jedi Compact Recessed with remote driver L= 1200mm	1E3732
Linear connection box IP66/IP68   8 poles	1E4362
(Tightening) wrench for the connector kit	1E3305
USB-RDM Programmer code. DMX-RDM (Remote Device Management) address planner	1E2767
my-SCENARIO Show Store - designed to control dynamic lighting fixtures	1T1898

- The drivers selected by Targetti make the fixtures "Safe Flicker".

# MRS BO


MRS BO is the “new addition” to the MR BO range in the Outdoor collection of minimal bollards.





# Bollard with feminine heart

MRS BO is the combination of two overlapping complementary and interacting cylindrical volumes that create a "unicum" formal with functional and elegant fixture.



A slender body with proportionate and harmonious shapes that hide great strength and endurance. The optical head composed of a wide, thin cylinder holds the technological and highly efficient soul of the bollard.

## On request




Mrs Bo is available on request in all the colours of the "Easy Custom Colours" range. To see the Colours chart, consult page 136 or the website in the Download section.

It is also available on request with:

- Cataphoresis treatment
- Power supply 110-277VaC
- Ra90

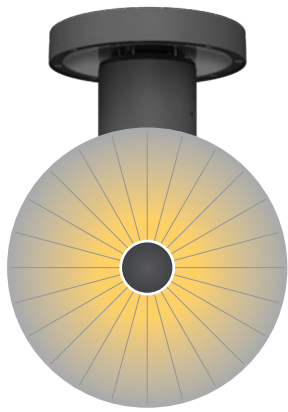




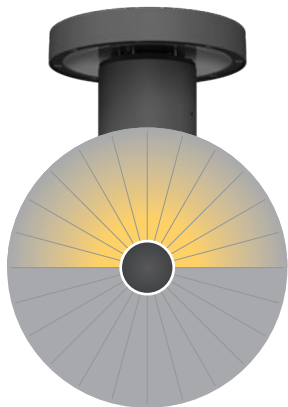
## Dark sky

MRS BO is highly efficient because it eliminates emissions for angles greater than  $90^\circ$ , which means that delivers 0 candles above the horizontal axis. Therefore, it can be installed in all areas restricted by light pollution regulations.

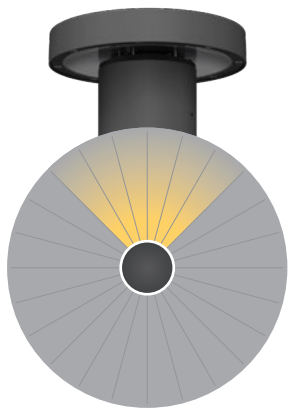
This peculiarity allows to avoid any loss of illumination so that light can be focused only where it is needed.



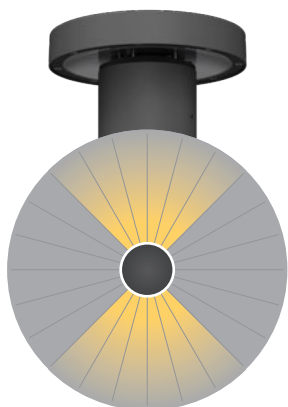
emission  
360°



emission  
180°



emission  
90°



emission  
90° + 90°



4

0


There are four different optical heads available for four different lighting effects

0% the luminous flux dispersed upwards



## MRS BO Path

Ideal as step marker or for lighting walkways, parks and private gardens, MRS BO Path is only 150mm height. Like the other solutions in the MRS BO range, is an extremely resistant luminaire (IK10) and offers a 360° controlled emission capable of eliminating any light pollution.



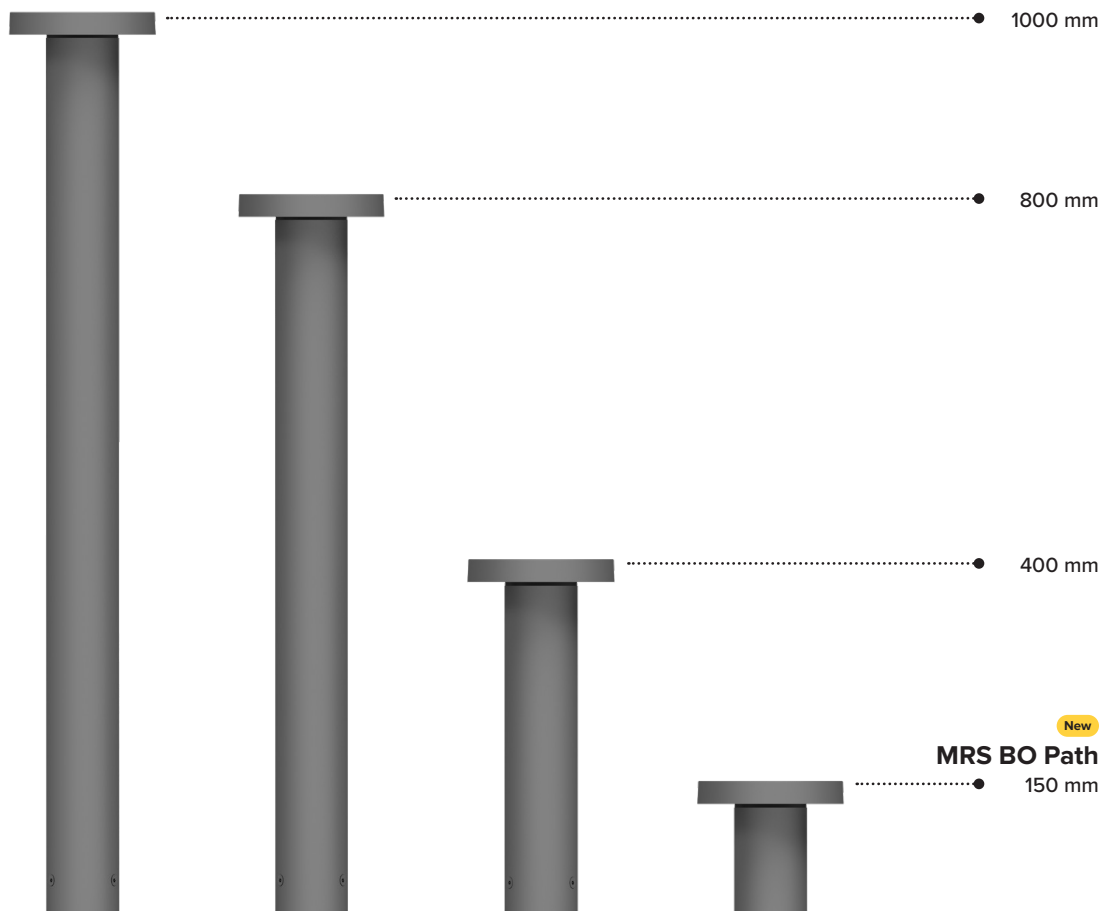
4

Four different heights



Colour temperature

2700K  
3000K  
3500K  
4000K




# MRS BO Wall

For a coordinated lighting of outdoor environments, MRS BO is also available in the Wall versions.



MRS BO Wall Flat




MRS BO Wall with indirect emission radiates its diffused light on surfaces, creating two different effect variants. The Flat version illuminates the surface with a soft radial effect and the version with a 20° inclined base allows to obtain an asymmetrical halo for suggestive and scenographic atmospheres.



MRS BO Wall fixtures are set for ceiling installation and are equipped with a special safety cable



MRS BO Wall Angled



MRS BO Wall luminaires are powered remotely (24V). It is possible to choose between a single configuration or multiple one that with a single driver supports multiple fixtures.




## Optic Head

LED Ra80 | Fixture flux 3000K from 242lm to 915lm

Ø160x25mm



	Fixture power	Emission	Driver	2700K	3000K	3500K	4000K
	20W	360°	EL	1E4014EL	1E4015EL	1E4016EL	1E4017EL
			DA	1E4014DA	1E4015DA	1E4016DA	1E4017DA
	14W	180°	EL	1E4018EL	1E4019EL	1E4020EL	1E4021EL
			DA	1E4018DA	1E4019DA	1E4020DA	1E4021DA
	8,7W	90°	EL	1E4022EL	1E4023EL	1E4024EL	1E4025EL
			DA	1E4022DA	1E4023DA	1E4024DA	1E4025DA
	14W	90° + 90°	EL	1E4026EL	1E4027EL	1E4028EL	1E4029EL
			DA	1E4026DA	1E4027DA	1E4028DA	1E4029DA

## Pole

Ø80mm

Height	Code
H. 371mm	1E4030
H. 771mm	1E4031
H. 971mm	1E4032

## Related codes | Mounting system MRS BO

	Code
Trimless Mounting Plate	1E4033
Fixing Rods for Trimless Installation (to be applied on trimless mounting bases)	1E4034
Trim Mounting Plate	1E4035
Fixing Rods for Trim Installation (to be applied on trim mounting bases)	1E3450

## Surge protection

	Code
<b>New</b> Surge protection device IP67   10KV   Class II	A013B

## Accessories MRS BO


	Code
Linear connection box IP66/IP68   5 poles	1E2769
Multiple connection box IP68   1 IN - 3 OUT   4 poles	1E2494
IP68 4-way cable connector   5 poles	1E3184
IP67 Casambi module for individual control of DALI fixtures	1E3048
IP67 Casambi Extender for wireless control of DALI fixtures.	1E3049

## MRS BO Path - Optic Head + Pole

LED Ra80 - Fixture flux 3000K 346lm

Ø160x150mm



	Fixture Power	Emission	Power supply	2700K	3000K	3500K	4000K
	10W	360°	24V	1E4353	1E4354	1E4355	1E4356

## Related codes | Mounting system MRS BO Path

	Code
Trimless Mounting Plate	1E4360
Fixing Rods for Trimless Installation (to be applied on trimless mounting bases)	1E4034

## Related drivers MRS BO Path

	Code
Remote electronic 24V driver   50W   IP20   Multiple configuration up to 4 fixtures   185x22x63mm	1T3726
Remote electronic 24V driver   75W   IP67   Multiple configuration up to 6 fixtures   162x32x49mm	1T3586
Remote electronic 24V driver   100W   IP67   Multiple configuration up to 8 fixtures   230x87x43mm	1T3587
Remote electronic 24V driver   200W   IP67   Multiple configuration up to 16 fixtures   238x42x67mm	1T3588
Remote electronic 24V driver   14,4W   IP67   Single configuration   79x25x38mm (fit for integrating into the pole)	1E4359

- The drivers selected by Targetti make the fixtures "Safe Flicker".

## Surge protection

	Code
Surge protection device IP67   10KV   Class II	A013B

## Accessories MRS BO Path


	Code
Dimmer 1-10V/DALI	1T6581
IP67 Casambi module for individual control of DALI fixtures	1E3048
IP67 Casambi Extender for wireless control of DALI fixtures (up to 64 fixtures)	1E3049
Male/female connection kit 48V. Cable not included.	1E4184
Connection box   Connection in parallel 1IN-2OUT   2 poles	1E4358

## MRS BO Wall - Flat

LED Ra80 - Fixture flux 3000K 356lm

Ø160x70mm




	Fixture Power	Emission	Power supply	2700K	3000K	3500K	4000K
	10W	360°	24V	1E4345	1E4346	1E4347	1E4348

## MRS BO Wall - Angled

LED Ra 80 - Fixture flux 3000K 342lm

Ø160x100m



	Fixture Power	Emission	Power supply	2700K	3000K	3500K	4000K
	10W	Asym	24V	1E4349	1E4350	1E4351	1E4352

## Related drivers MRS BO Wall

	Code
Remote electronic 24V driver   50W   IP20   Multiple configuration up to 4 fixtures   185x22x63mm	1T3726
Remote electronic 24V driver   75W   IP67   Multiple configuration up to 6 fixtures   162x32x49mm	1T3586
Remote electronic 24V driver   100W   IP67   Multiple configuration up to 8 fixtures   230x87x43mm	1T3587
Remote electronic 24V driver   200W   IP67   Multiple configuration up to 16 fixtures   238x42x67mm	1T3588
Remote electronic 24V driver   14,4W   IP67   Single configuration   79x25x38mm	1E4359

- The drivers selected by Targetti make the fixtures “Safe Flicker”.

## Surge protection


	Code
Surge protection device IP67   10KV   Class II	A013B

## Accessories MRS BO Wall

	Code
Outer casing for electric connections.	1E4357
Connection box   Connection in parallel 1IN-2OUT   2 poles	1E4358
Dimmer 1-10V/DALI	1T6581
IP67 Casambi module for individual control of DALI fixtures	1E3048
IP67 Casambi Extender for wireless control of DALI fixtures (up to 64 fixtures)	1E3049

# LUCERA

The LUCERA range was developed to provide an extremely flexible solution for illumination of modern urban spaces that can flow through exterior environments providing illumination for safety, efficiency and versatility. The LUCERA range is a fully customizable modular system in height, optical distribution and adjustability.







# Customizable modular system

This minimal square form factor is available in 2 pole heights, 1 bollard, and 7 luminaire assembly options. LUCERA is a completely customizable modular system with both fixed and adjustable positions, 9 optical distributions including Types I–V for path and street lighting illumination, 4 static colour temperatures or Tunable White and RGBW dynamic lighting.



Square  
15cmx15cm

The optical system features a double sided chamfered edge with inset luminaires in fixed or adjustable optics.



**Overall Height Range**

570cm – 634cm  
420cm – 485cm

\*Consult factory for other configurations.



**Optical head - Fixed**

Type I  
Type II  
Type III  
Type IV  
Type V

**Optical head - Adjustable**

SP 15°  
NFL 29°  
FL 36°  
MWFL 44°



**2**

**Pole**

H. 5.00m  
H. 3.50m



**6**

**LED**

2700K  
3000K  
3500K  
4000K  
Tunable White  
RGBW



**Wind Resistance**

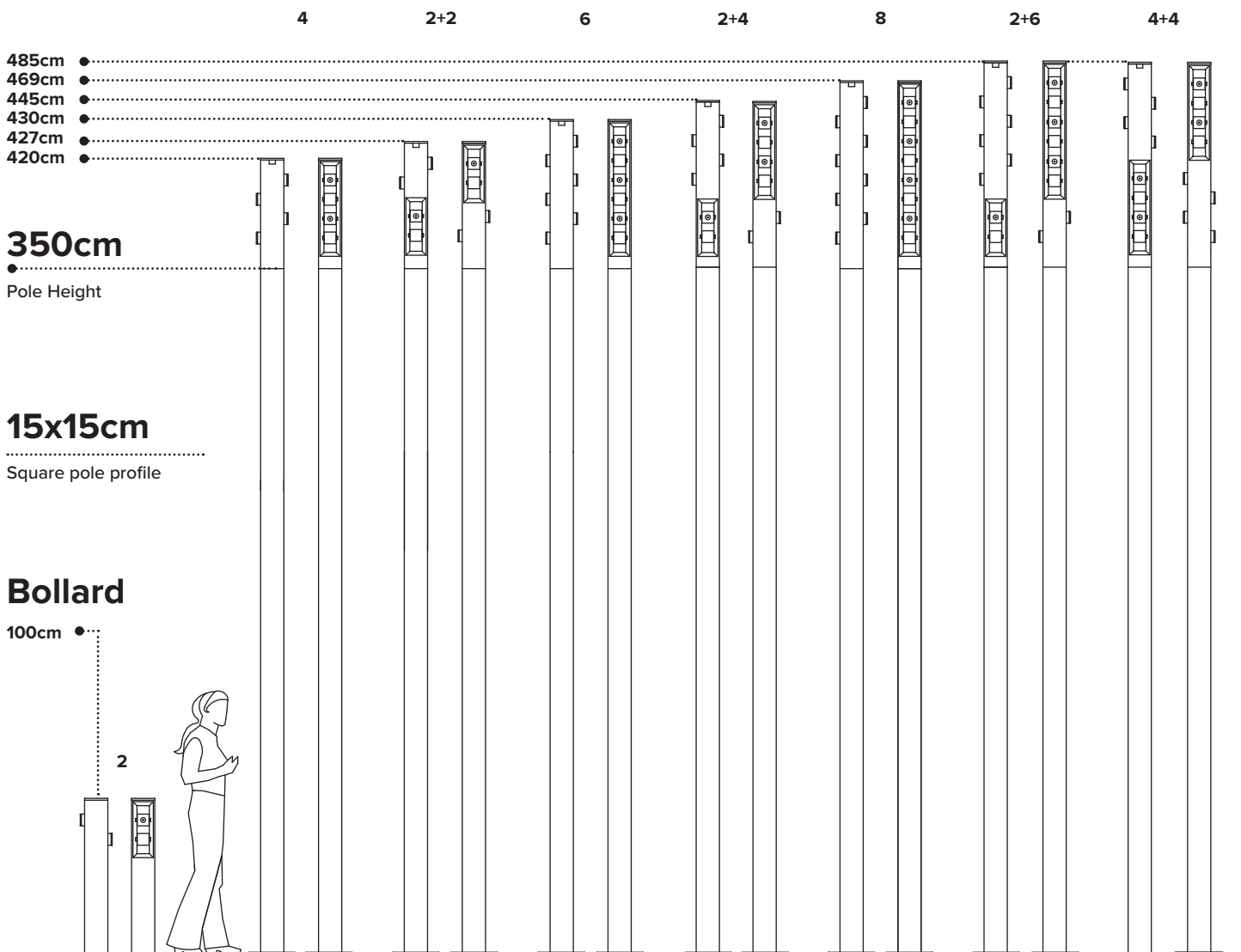
225km/h  
200km/h

**Bollard**

H. 100cm

# Configurations

With the wide variation of luminaire assemblies and pole height options, the LUCERA range make it possible to easily adapt to any surrounding environment.



4

2+2

6

2+4

8

2+6

4+4



- 634cm ●
- 622cm ●
- 610cm ●
- 597cm ●
- 579cm ●
- 570cm ●

**500cm**

Pole Height

**15x15cm**

Square pole profile



# Adjustable optics

When there are specific design needs, LUCERA is the ideal solution due to its ability to conform to both general lighting as well as specialty accent lighting.

## Luminaire Assembly Options

One of the largest advantages to the adjustable LUCERA version is its optical versatility within the 7 luminaire assembly options and flexibility with multiple projector optics. This allows for different beam angles depending on the needs of the surrounding environments.

Every pole can be equipped with 4, 6 or 8 total projectors positioned on a single axis or on 2 axes for maximum project flexibility.








**2+4**

Two projectors on one axis and four on the other



**8**

Eight projectors positioned on the same axis



**2+6**

Two projectors on one axis and six on the other



**4+4**

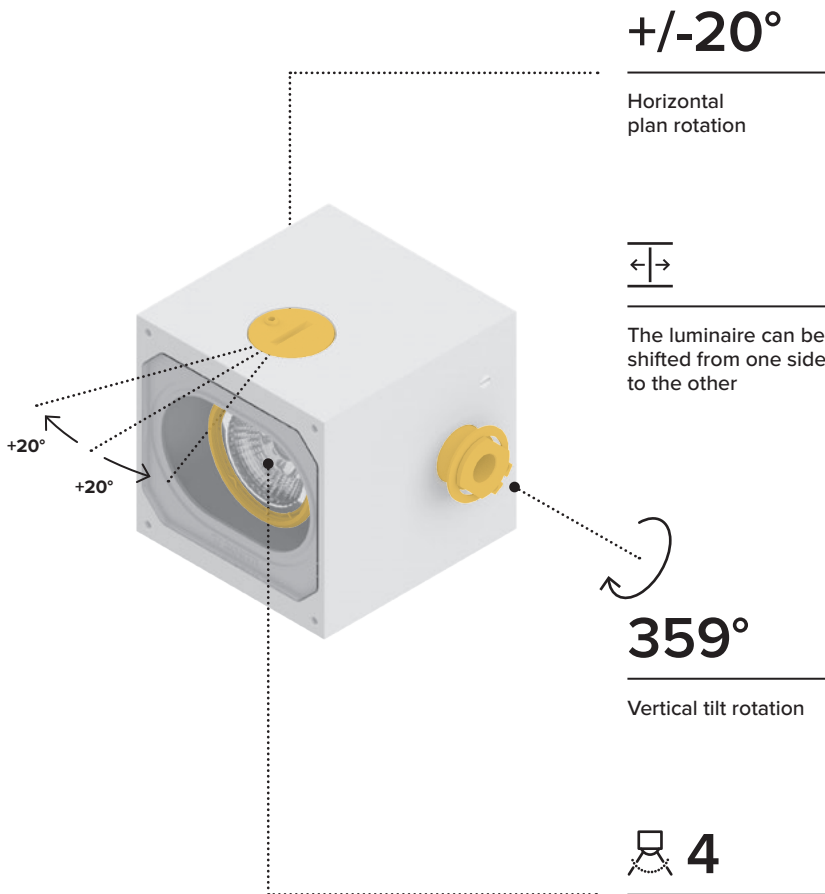
Four projectors on one axis and four projectors positioned on the other



## Maximum Flexibility

Every luminaire has the ability to be shifted to either side of the pole and rotated by 359° vertical tilt rotation with variable luminaire positions, flush or extracted.

In addition, each luminaire optic can be externally rotated by +/-20° horizontal plan rotation for ultimate flexibility.



- Beam optics**  
 SP (15°)  
 NFL (29°)  
 FL (36°)  
 MWFL (44°)



## A1 – A2

The luminaire assembly is equipped with pairs of projectors available in 4 different beam optics

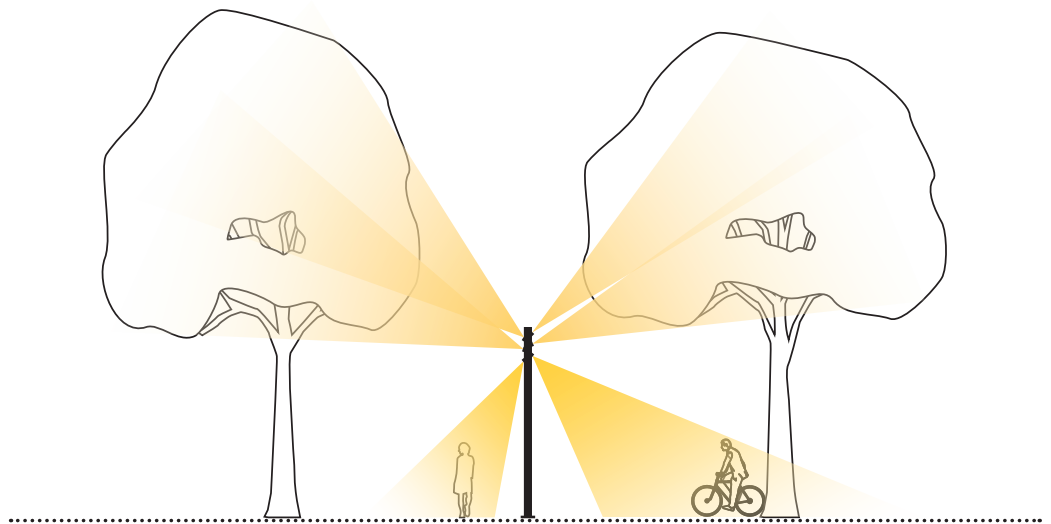


# Application Environments

The flexibility LUCERA offers makes it easy to conform to a variety of different architectural environments.



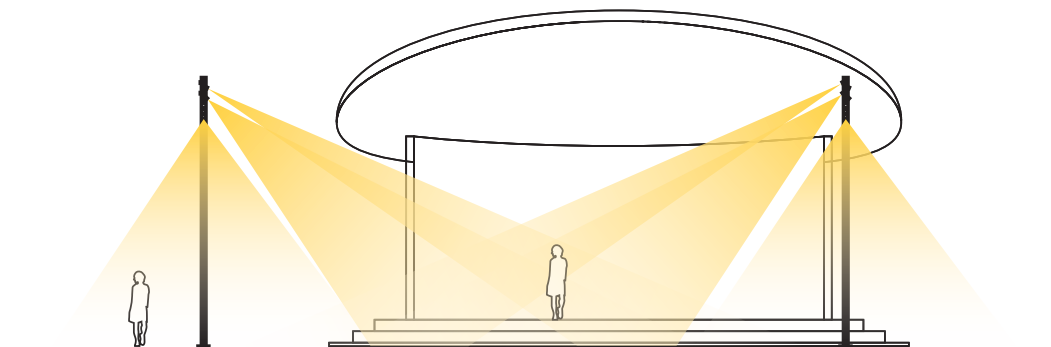
6 projectors  
445cm



**Landscape**  
Trees and Pathways



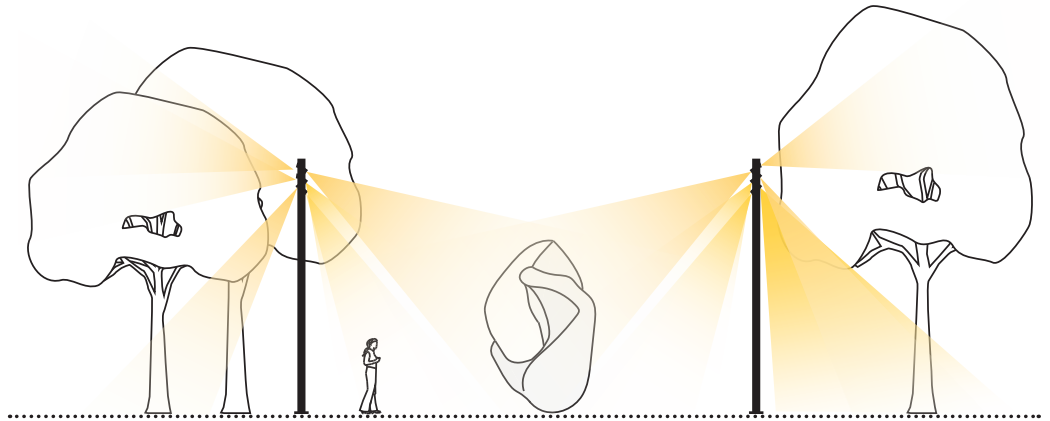
4+4 projectors  
634cm



**Performance**  
Stage and Area Lighting




**6 projectors**  
597cm



**Sculptural**  
Accent and Ambience



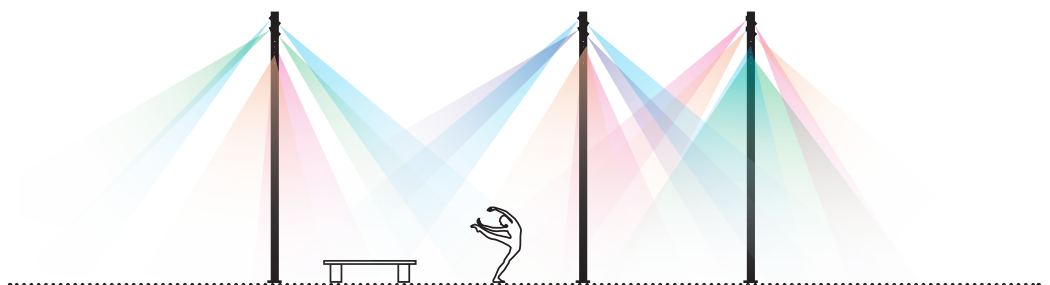
**4+4 projectors**  
485cm



**Streetscape**  
Pedestrian and Facade



**4+4 projectors**  
634cm



**Entertainment**  
Colour Changing Feature Lighting









# Fixed optics

The LUCERA range of fixed optics are factory set luminaire positions designed to deliver specific IES Type distributions, optimizing on center spacing and candle requirements.

There are five projector assemblies available

Type distributions based on 4000K.

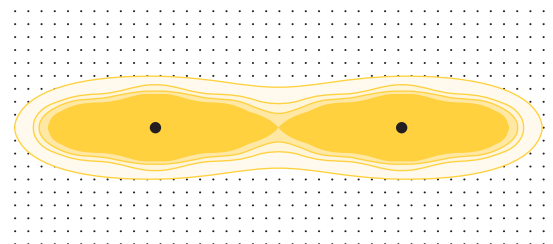
Illumination [lux]



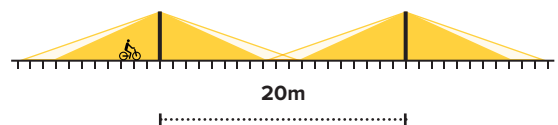
## Type I Fixed distribution

This distribution is the ideal choice for applications such as walkways, paths or footpaths. The optical system has a 15°+15° beam opening that makes it suitable for lighting paths that have a width of up to 2 times the installation height of the light units.

2+6 Luminaires



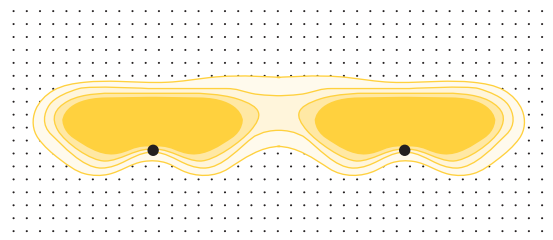
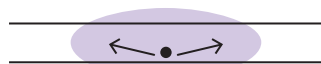
Average / Avg 34lux  
Uniformity 0.37  
Pole Height: 500cm



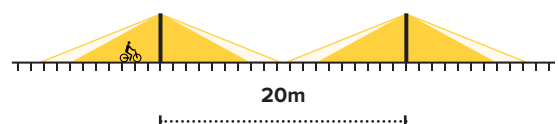
## Type II Slightly asymmetrical Fixed distribution

Ideal for wide walkways, access roads, ramps or any other area that requires long and narrow lighting. The optical system has a 25° beam opening, ideal for lighting areas up to 4 times the width of the installation height and 1.75 times the depth. In a single pole configuration, the 350cm pole has a distribution of 14m and a 500cm pole has a distribution of 20m.

2+6 Luminaires



Average / Avg 33lux  
Uniformity 0.35  
Pole Height: 500cm

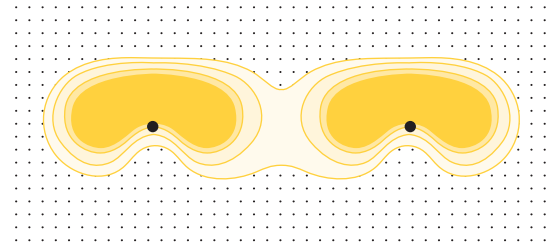
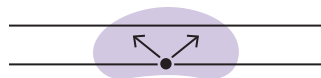


### Type III Asymmetrical bat wing distribution

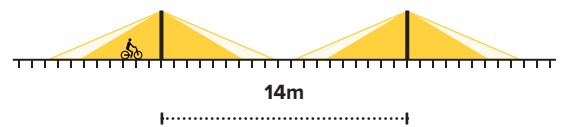
2+6 Luminaires



This type of distribution is used in areas where it is important to push the light in both depth and width, typically finding use in applications such as plazas or courtyards. The optical system has a 40° beam opening, ideal for lighting wide areas up to 2.75 times the installation height. In a single pole configuration, the 350cm pole has a distribution of 9.60m and a 500cm pole has a distribution of 14m.



Average / Avg 31lux  
Uniformity 0.35  
Pole Height: 500cm

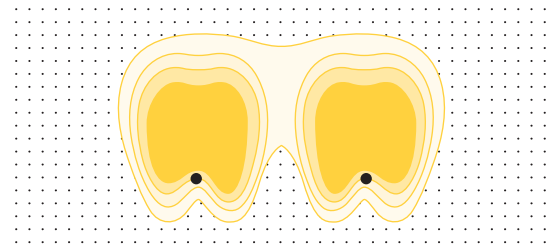
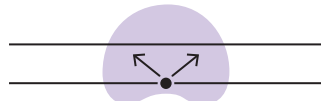


### Type IV Semicircular distribution

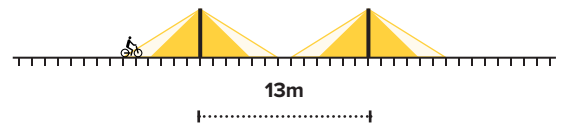
2+6 Luminaires



The marked asymmetrical optic has a 60° beam opening, making it the most suitable solution for lighting both horizontal planes like parking areas, as well as vertical surfaces like building facades. It is ideal to light areas up to 2.75 times the installation height. In a single pole configuration, the 350cm pole has a distribution of 9,60m and a 500cm pole has a distribution of 13,75m.



Average / Avg 35lux  
Uniformity 0.40  
Pole Height: 500cm

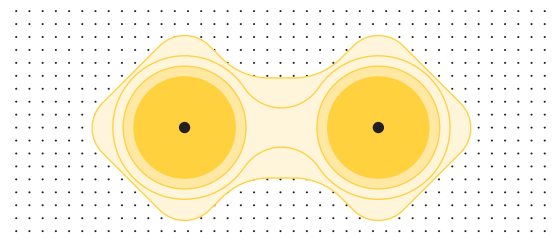
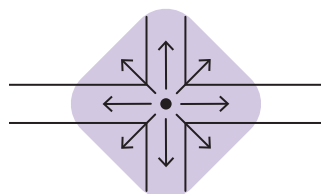


### Type V Spherical distribution

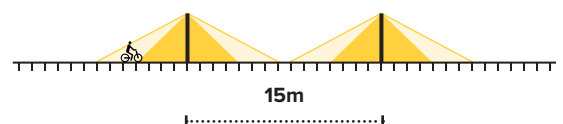
4+4 Luminaires



A spherical 360° distribution that has equal illumination on all sides. A single 350cm pole has a 10m diameter distribution and a 500cm pole has a 15m diameter distribution.



Average / Avg 27lux  
Uniformity 0.3  
Pole Height: 500cm





# LUCERA Specification Guide

**1 Select the pole**

Height

**H 350cm**      **H 500cm**

**2 Select between a fixed or adjustable optical system**

**Fixed optics**

**Type I**  
Linear

**Type II**  
Asymmetrical  
linear

**Type III**  
Asymmetrical  
bat wing

**Adjustable optics**


**4**  
Four projectors  
on the same axis

**2+2**  
Two projectors on  
an axis and two  
on the other

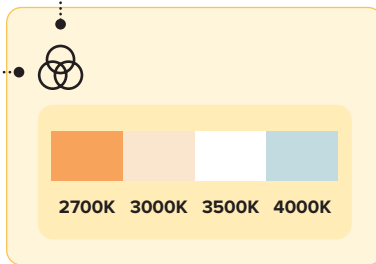
**6**  
Six projectors on  
the same axis

**2+4**  
Two projectors on  
an axis and four  
on the other

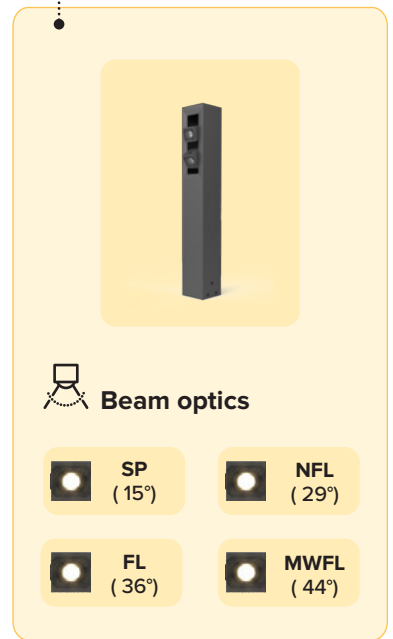




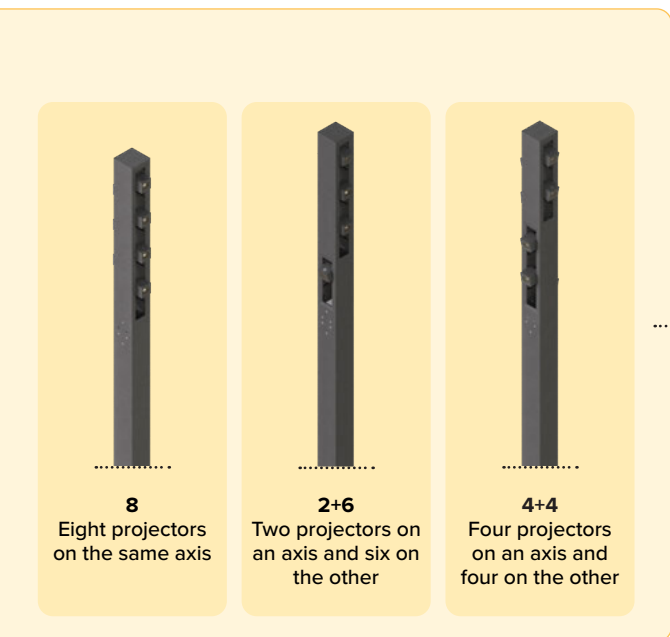
3 Select the colour temperature for the fixed luminaires




\* LUCERA Bollard  
Select optics



Select the colour temperature for adjustable optics or bollard luminaires



**Beam optics**




# LUCERA

## Optical head - Adjustable\*

Fixture flux 3000K from 3500lm to 7900lm




Product	Version	Optic	Ra+K	Driver	Colours
<b>E004</b>  *preliminary data	<b>Z</b> - 2+2 - 44W	<b>SP</b> - 15°	<b>827</b> - Ra80 2700K	<b>DA</b> - DALI 110 - 277V	<b>FE</b> - Ferrite
	<b>Y</b> - 4x - 44W	<b>NF</b> - 29°	<b>830</b> - Ra80 3000K		
	<b>X</b> - 2+4 - 66W	<b>FL</b> - 36°	<b>835</b> - Ra80 3500K		
	<b>W</b> - 6x - 66W	<b>MF</b> - 44°	<b>840</b> - Ra80 4000K		
	<b>V</b> - 2+6 - 88W				
	<b>U</b> - 4+4 - 88W				
	<b>T</b> - 8x - 88W				

## Optical head - Adjustable\* | RGBW W=6500K

Fixture flux up to 2400lm



Product	Version	Optic	Ra+K	Driver	Colours
<b>E005</b>  *preliminary data	<b>Z</b> - 2+2 - 44W	<b>SP</b> - 15°	<b>RGW</b> - RGBW	<b>MX</b> - DMX RDM 110 - 277V	<b>FE</b> - Ferrite
	<b>Y</b> - 4x - 44W	<b>NF</b> - 29°			
	<b>X</b> - 2+4 - 66W	<b>FL</b> - 36°			
	<b>W</b> - 6x - 66W	<b>MF</b> - 44°			
	<b>V</b> - 2+6 - 88W				
	<b>U</b> - 4+4 - 88W				
	<b>T</b> - 8x - 88W				

## Optical head - Adjustable\* | Tunable White 2700K-5000K

Fixture flux 3000K from 1500lm to 4100lm



Product	Version	Optic	Ra+K	Driver	Colours
<b>E006</b>  *preliminary data	<b>Z</b> - 2+2 - 22W	<b>SP</b> - 15°	<b>TUW</b> - Tun White	<b>D8</b> - DALI DT8 110 - 277V	<b>FE</b> - Ferrite
	<b>Y</b> - 4x - 22W	<b>NF</b> - 29°			
	<b>X</b> - 2+4 - 33W	<b>FL</b> - 36°			
	<b>W</b> - 6x - 33W	<b>MF</b> - 44°			
	<b>V</b> - 2+6 - 44W				
	<b>U</b> - 4+4 - 44W				
	<b>T</b> - 8x - 44W				

### Code Example

#### **E004 Z SP 840 DA FE**

Adjustable optical head - 2+2 projectors - SP Optic - Ra80 4000K - DALI - Ferrite

## Optical head - Fixed\*

Fixture flux 3000K 7900lm



Product	Version	Ra+K	Driver	Colours
<b>E003</b>  *preliminary data	<b>T1</b> - Type I - 2+6 Fixed Optics 88W	<b>827</b> - Ra80 2700K	<b>DA</b> - DALI 110 - 277V	<b>FE</b> - Ferrite
	<b>T2</b> - Type II - 2+6 Fixed Optics 88W	<b>830</b> - Ra80 3000K		
	<b>T3</b> - Type III - 2+6 Fixed Optics 88W	<b>835</b> - Ra80 3500K		
	<b>T4</b> - Type IV - 2+6 Fixed Optics 88W	<b>840</b> - Ra80 4000K		
	<b>T5</b> - Type V - 4+4 Fixed Optics 88W			

## Related codes | Pole

Square pole 15x15cm

Product	Version	Colours
<b>E002</b>	<b>Z</b> - 3.5m <b>Y</b> - 5m	<b>FE</b> - Ferrite

## Related codes | Mounting system

Product	Version
<b>E001</b>	<b>A</b> - Galvanized steel mounting Plate 25x25cm

## Pole accessories

Product	Version	Colours
<b>A010</b>	<b>A</b> - Plate cover 27,5x27,5cm	<b>FE</b> - Ferrite

## Optical accessories

Product	Version	Colours
<b>A011</b>	<b>A</b> - Symmetric screen	<b>FE</b> - Ferrite
	<b>B</b> - Anti-glare louver	
	<b>C</b> - Asymmetric screen	
	<b>D</b> - Holder ring	
<b>A011</b>	<b>E</b> - Blade of light filter	

### Code Example


#### **E003 T1 840 DA FE**

Optical head with fixed optics - Type I - Ra80 4000K - DALI - Ferrite

## Bollard - Adjustable optics\*

Optical head 2 projectors | Fixture flux 3000K from 1250lm to 1400lm




Product	Fixture power	Optic	Ra+K	Driver	Colours
<b>E007</b> 	16W	SP - 15°	<b>827</b> - Ra80 2700K	<b>DA</b> - DALI 110 - 277V	<b>FE</b> - Ferrite
		NF - 29°	<b>830</b> - Ra80 3000K		
		FL - 36°	<b>835</b> - Ra80 3500K		
		MF - 44°	<b>840</b> - Ra80 4000K		
*preliminary data					

## Bollard- Adjustable optics\* | RGBW W=6500K

Optical head 2 projectors | Fixture flux up to 600lm




Product	Fixture power	Optic	Ra+K	Driver	Colours
<b>E008</b> 	16W	SP - 15°	<b>RGW</b> - RGBW	<b>MX</b> - DMX RDM 110 - 277V	<b>FE</b> - Ferrite
		NF - 29°			
		FL - 36°			
		MF - 44°			
*preliminary data					

## Bollard - Adjustable optics\* | Tunable White 2700K - 5000K

Optical head 2 projectors | Fixture flux 3000K from 750lm to 2000lm



Product	Fixture power	Optic	Ra+K	Driver	Colours
<b>E009</b> 	11W	SP - 15°	<b>TUW</b> - Tunable White	<b>D8</b> - DALI DT8 110 - 277V	<b>FE</b> - Ferrite
		NF - 29°			
		FL - 36°			
		MF - 44°			
*preliminary data					

### Related code | Mounting systems

Product	Version	Colours
<b>A012</b>	<b>A</b> - Trimless Mounting Plate	<b>FE</b> - Ferrite
	<b>C</b> - Trim Mounting Plate	
<b>A012</b>	<b>B</b> - Fixing Rods for Trim and Trimless Installation	

### Optical accessories

Product	Version	Colours
<b>A011</b>	<b>A</b> - Symmetric screen	<b>FE</b> - Ferrite
	<b>B</b> - Anti-glare louver	
	<b>C</b> - Asymmetric screen	
	<b>D</b> - Holder ring	
<b>A011</b>	<b>E</b> - Blade of light filter	

Code Example

**E007 SP 840 DA FE**

Bollard with adjustable optics - SP Optic - Ra80 4000K - DALI - Ferrite



# LOGICO EASY

Available as system and stand-alone versions, LOGICO Easy is the new family of the Targetti collection created for lighting and characterizing any office and hospitality environment in a discreet and elegant way.







# LOGICO EASY System

In the system version, LOGICO Easy allows creating luminous geometries with lines of light that define paths, emphasize architecture or become elements capable of decorating and characterizing environments.

Available in three sections (37mm, 57mm and 100mm) LOGICO Easy is a complete, versatile and intelligent system that provides solutions for emergency lighting and different lumen packages for satisfying the various design requirements.



#### Lengths

• L 1200mm

• L 1500mm

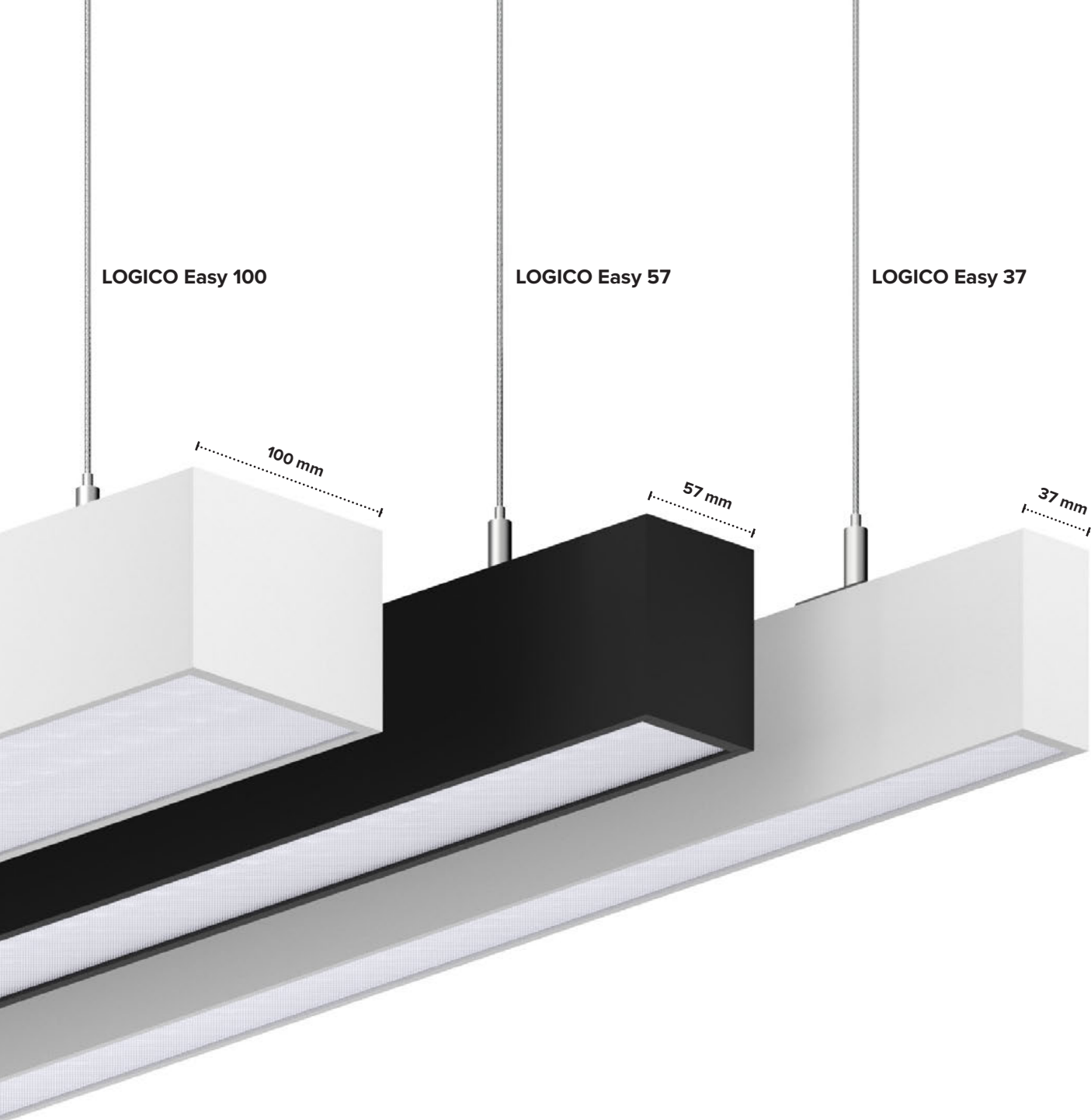
• L 2400mm

• L 3000mm



#### Emergency

Available fixtures with integrated emergency pack (1h autonomy and 24h recharge) compliant with EN 60598-2-22.



LOGICO Easy 100

LOGICO Easy 57

LOGICO Easy 37

100 mm

57 mm

37 mm



2

**Finishes**



Deep black



Plaster white

**On request:**

LOGICO Easy is available on request in all the colours of the "Easy Custom Colours" range. To see the Colours chart, consult page 136 or the website in the Download section.



2

**Colour temperature**

3000K Ra80/90  
4000K Ra80/90

**On request:**

→ 3500K Ra80/90



**Power supply**

Electronic - DALI2

**On request:**

→ DALI2 control parts 251-252-253  
→ DALI2 PUSH DIM



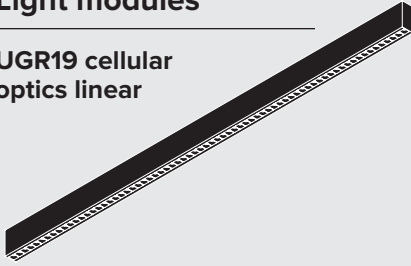
**Emission**

Direct  
Direct/indirect

# LOGICO Easy 37

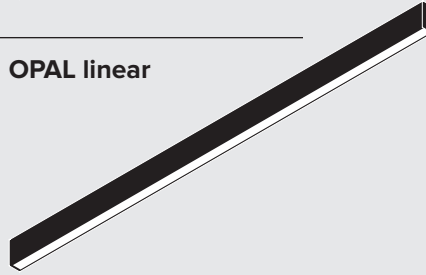
## Light modules

UGR19 cellular optics linear



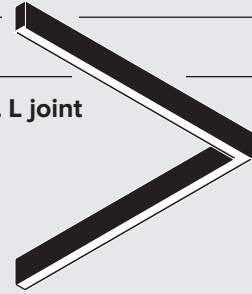
1200mm | 1500mm | 2400mm | 3000mm

OPAL linear



1200mm | 1500mm | 2400mm | 3000mm  
To be completed with OPAL screen

OPAL L joint

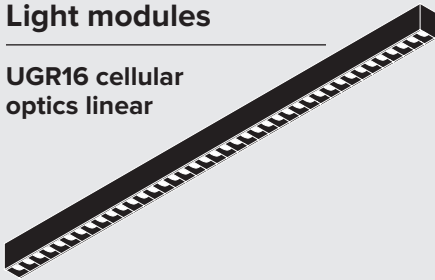


808mmx808mm  
To be completed with OPAL screen

# LOGICO Easy 57

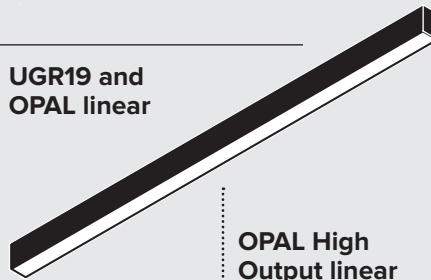
## Light modules

UGR16 cellular optics linear



1200mm | 1500mm | 2400mm | 3000mm

UGR19 and OPAL linear

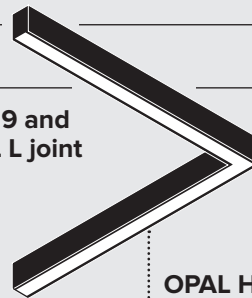


1200mm | 1500mm | 2400mm | 3000mm  
To be completed with OPAL or UGR screen

OPAL High Output linear

1200mm | 1500mm | 2400mm | 3000mm  
To be completed with OPAL screen

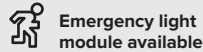
UGR19 and OPAL L joint



818mmx818mm  
To be completed with OPAL or UGR screen

OPAL High Output L joint

818mmx818mm  
To be completed with OPAL screen



Emergency light module available



1500mm | 2400mm | 3000mm



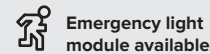
1500mm | 2400mm | 3000mm  
To be completed with OPAL or UGR screen



1500mm | 2400mm | 3000mm  
To be completed with OPAL screen

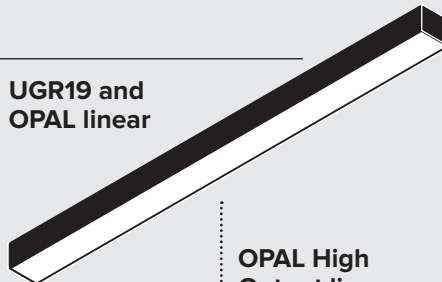
# LOGICO Easy 100

## Light modules



Emergency light module available

UGR19 and OPAL linear



1200mm | 1500mm | 2400mm | 3000mm  
To be completed with OPAL or UGR screen



1200mm | 1500mm | 2400mm | 3000mm  
To be completed with OPAL or UGR screen

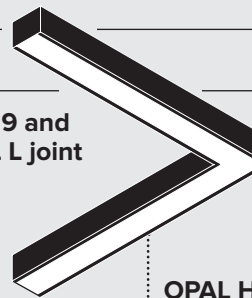
OPAL High Output linear

1200mm | 1500mm | 2400mm | 3000mm  
To be completed with OPAL screen



1200mm | 1500mm | 2400mm | 3000mm  
To be completed with OPAL screen

UGR19 and OPAL L joint



812mmx812mm  
To be completed with OPAL or UGR screen

OPAL High Output L joint

812mmx812mm  
To be completed with OPAL screen

---

## Screens

---

### UGR19 screen



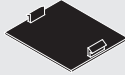
Direct Emission  
M · LOGICO Easy 57  
L · LOGICO Easy 100

### OPAL screen



Direct Emission  
S · LOGICO Easy 37  
M · LOGICO Easy 57  
L · LOGICO Easy 100

### Joint for screen



S · LOGICO Easy 37  
M · LOGICO Easy 57  
L · LOGICO Easy 100

---

## Accessories

---

### End caps



S1 · LOGICO Easy 37 UGR16  
S2 · LOGICO Easy 37  
M1 · LOGICO Easy 57 UGR16  
M2 · LOGICO Easy 57  
L1 · LOGICO Easy 100

### L blind joint



S · LOGICO Easy 37  
808x808mm  
M · LOGICO Easy 57  
818x818mm

---

## Mounting system

---

### Suspension



Bracket with adjustment system for  
suspended installation

S · LOGICO Easy 37  
M · LOGICO Easy 57  
L · LOGICO Easy 100

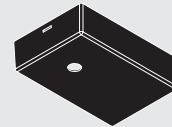
### Ceiling



Bracket for ceiling installation

S · LOGICO Easy 37  
M · LOGICO Easy 57  
L · LOGICO Easy 100

### Canopy



5 poles connector  
60x86x22mm  
Feeding cable not included



# Three optical systems

LOGICO Easy can be equipped with three different optical systems allowing to choose between a softer and more diffused effect or a controlled lighting, ideal for working spaces.



In the OPAL and UGR19 versions, the system is completed with a flat and unrollable screen that does not require visible joints up to a maximum length of 15 meters for a uniform and continuous light emission..



For configurations longer than 15 meters it is necessary to use the appropriate accessory joint to connect two diffuser screens.

The UGR16 cellular optic system is a cutting-edge technical solution that allows perfect control of luminance while guaranteeing wide installation interdistances: the lenses used have been designed to optimize the direction of the luminous flux.

LOGICO Easy can also be equipped with two different flat and unrollable PMMA diffuser screens: opal (OPAL) or microprismatic (UGR19).

	UGR 16	UGR 19	OPAL
LOGICO Easy 37		✓	✓
LOGICO Easy 57	✓	✓	✓
LOGICO Easy 100		✓	✓

Scale  
1:1

#### UGR19 Optics

The UGR19 cellular optics for Logico Easy 37 is available in two colour variants: white with  $L65 < 1500 \text{ cd/m}^2$  and black with  $L65 < 200 \text{ cd/m}^2$  (EN-12464).


37 mm



#### UGR16 Optics

The UGR16 cellular optics for Logico Easy 57 -  $L65 < 1500 \text{ cd/m}^2$  (EN-12464) - have been designed for optimizing the direction and control of the luminous flux and minimizing glare.


57 mm



#### UGR19 Screen

The UGR19 diffuser screen -  $UGR < 19$  and  $L65 < 3000 \text{ cd/m}^2$  (EN-12464) - is especially designed for working areas, where a more requesting visual task is required. It finds its ideal use where it is necessary to ensure high visual comfort.

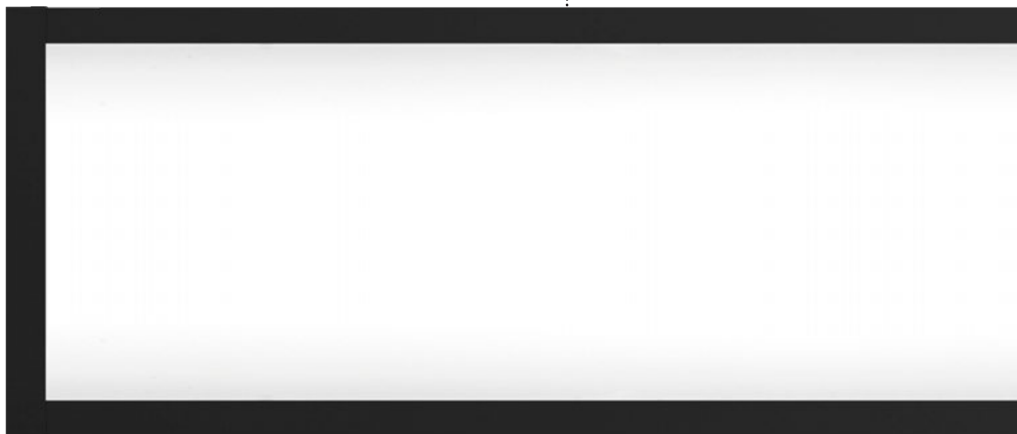
57 mm



#### OPAL Screen

The OPAL diffuser screen is indicated for environments where soft and diffused lighting is required for an excellent visual comfort and total shielding of the sources.

57 mm



**LOGICO Easy** light modules are available in a double version, with direct emission or with direct/indirect emission, ensuring continuous lighting in the various possible configurations.



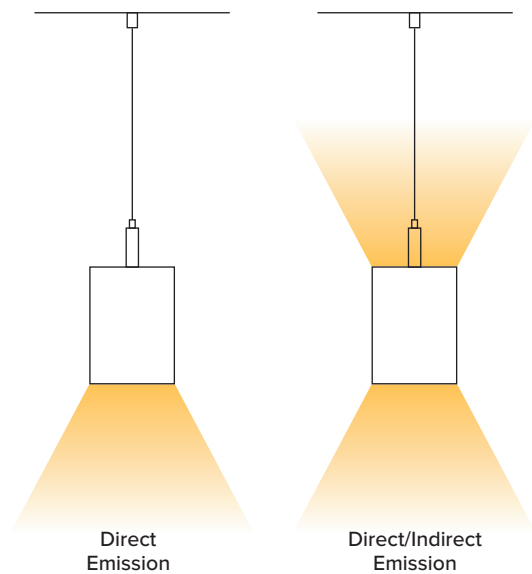
The fixtures with direct/indirect emission are equipped with a translucent polycarbonate upper diffuser screen. For optimizing the effect of luminous continuity and avoiding shadow areas, the indirect emitting surface has the same length as the direct one.



ON-OFF electronic control:  
3-pole terminal block, single  
switch. Double switching on  
request.




DALI2 control: 5-pole terminal  
block, independent direct/  
indirect switching via DALI  
system addressing.



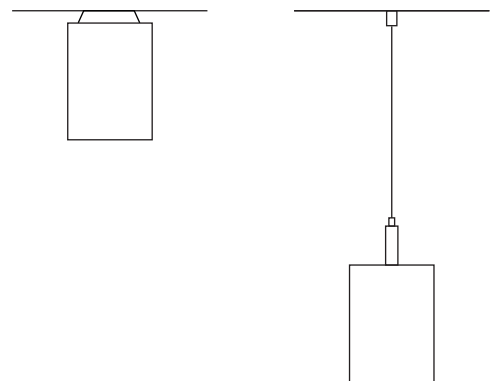
## Simple and easy

The Easy Connection system equipping the light modules ensures quick and easy installation. The electrical connection is assured through the special male/female connectors. Each module is already fitted with mechanical

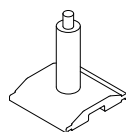
joints guaranteeing a considerable reduction in installation times. For the power supply of a system configuration it is possible to use only one terminal block placed at the beginning or at the end of the line.



LOGICO EASY can be installed both surface and suspended through the related accessories.



Bracket for ceiling installation



Bracket for suspended installation

# LOGICO Easy | System


## Linear module 37mm | OPAL



Product	Emission	Version	Ra+K	Driver	Colour
<b>T001*</b>   *to be completed with OPAL screen see p.86	<b>M</b> - Direct	<b>Z</b> - 1168mm - 24W - 1789lm	<b>830</b> - Ra80 3000K	<b>EL</b> - Electronic <b>D2</b> - DALI2	<b>PW</b> - Plaster White <b>DB</b> - Deep Black
		<b>Y</b> - 1458mm - 29W - 2338lm	<b>840</b> - Ra80 4000K		
		<b>X</b> - 2336mm - 47W - 3579lm	<b>930</b> - Ra90 3000K		
		<b>W</b> - 2916mm - 58W - 4476lm	<b>940</b> - Ra90 4000K		
	<b>B</b> - Direct + Indirect	<b>Z</b> - 1168mm - 46W - 3902lm			
		<b>Y</b> - 1458mm - 57W - 4927lm			
		<b>X</b> - 2336mm - 94W - 7804lm			
		<b>W</b> - 2916mm - 114W - 9854lm			

## L modules 37mm | OPAL



Product	Emission	Version	Ra+K	Driver	Colour
<b>T002*</b>   *to be completed with OPAL screen see p.86	<b>M</b> - Direct	<b>V</b> - 808x808mm - 31W - 2642lm	<b>830</b> - Ra80 3000K	<b>EL</b> - Electronic <b>D2</b> - DALI2	<b>PW</b> - Plaster White <b>DB</b> - Deep Black
		<b>V</b> - 808x808mm - 56W - 4938lm	<b>840</b> - Ra80 4000K		
	<b>B</b> - Direct + Indirect	<b>V</b> - 808x808mm - 56W - 4938lm	<b>930</b> - Ra90 3000K		
		<b>V</b> - 808x808mm - 56W - 4938lm	<b>940</b> - Ra90 4000K		

## Linear module 37mm | UGR19 cellular optics



Product	Emission	Version	Ra+K	Driver	Colour
<b>T003</b> 	<b>M</b> - Direct	<b>Z</b> - 1120mm - 19W - 2439lm	<b>830</b> - Ra80 3000K	<b>EL</b> - Electronic <b>D2</b> - DALI2	<b>PW</b> - Plaster White <b>DB</b> - Deep Black
		<b>Y</b> - 1400mm - 23W - 3048lm	<b>840</b> - Ra80 4000K		
		<b>X</b> - 2239mm - 35W - 4877lm	<b>930</b> - Ra90 3000K		
		<b>W</b> - 2799mm - 43W - 6096lm	<b>940</b> - Ra90 4000K		
	<b>B</b> - Direct + Indirect	<b>Z</b> - 1120mm - 36W - 3973lm			
		<b>Y</b> - 1400mm - 46W - 5156lm			
		<b>X</b> - 2239mm - 68W - 7945lm			
		<b>W</b> - 2799mm - 88W - 10313lm			

• For angular configurations with Logico Easy UGR19 linear modules use the L-shaped blind joint accessory (see p. 86)

Code Example	Reference values	Notes
<b>T001 MZ 830 EL DB</b> Light module 37mm OPAL - Direct 1168mm - Ra80 3000K - Electronic - Deep Black	<ul style="list-style-type: none"> <li>Tables show nominal flux values referring to 3000K Ra80 (code 830) versions.</li> <li>Flux values of direct+indirect versions refer to the total emission of the fixture..</li> </ul> <p><b>840 = +5%</b> <b>930 = -19%</b> <b>940 = -14%</b></p>	In Direct+Indirect versions the upper translucent polycarbonate diffuser is included



# LOGICO Easy | System

## Linear module 57mm | OPAL High Output



Product	Emission	Version	Ra+K	Driver	Colour
 *to be completed with OPAL screen see p.86	M - Direct	Z - 1168mm - 28W - 2190lm	<b>830</b> - Ra80 3000K	EL - Electronic D2 - DALI2	PW - Plaster White
		Y - 1458mm - 33W - 2738lm	<b>840</b> - Ra80 4000K		DB - Deep Black
		X - 2336mm - 55W - 4380lm	<b>930</b> - Ra90 3000K		
		W - 2916mm - 66W - 5475lm	<b>940</b> - Ra90 4000K		
	B - Direct + Indirect	Z - 1168mm - 50W - 4789lm			
		Y - 1458mm - 62W - 6046lm			
		X - 2336mm - 101W - 9578lm			
		W - 2916mm - 125W - 12091lm			

## Linear module 57mm | OPAL High Output | Emergency

Autonomy 1h - Recharge time 24h | Luminous flux in emergency 10%




Product	Emission	Version	Ra+K	Driver	Colour
 *to be completed with OPAL screen see p.86	M - Direct	Y - 1458mm - 34W - 2709lm	<b>830</b> - Ra80 3000K	EL - Electronic D2 - DALI2	PW - Plaster White
		X - 2336mm - 56W - 4335lm	<b>840</b> - Ra80 4000K		DB - Deep Black
		W - 2916mm - 67W - 5418lm	<b>930</b> - Ra90 3000K		
	B - Direct + Indirect	X - 2336mm - 102W - 9578lm			
		W - 2916mm - 126W - 12091lm			
				<b>940</b> - Ra90 4000K	

• For Emergency light modules provide a separate feeding cable for the battery pack.

## L modules 57mm | OPAL High Output



Product	Emission	Version	Ra+K	Driver	Colour
 *to be completed with OPAL screen see p.86	M - Direct	V - 818x818mm - 37W - 3046lm	<b>830</b> - Ra80 3000K	EL - Electronic D2 - DALI2	PW - Plaster White
			<b>840</b> - Ra80 4000K		DB - Deep Black
	B - Direct + Indirect	V - 818x818mm - 61W - 5871lm	<b>930</b> - Ra90 3000K		
			<b>940</b> - Ra90 4000K		

Code Example	Reference values	Notes
<b>T005 MZ 830 EL DB</b> Light module 57mm OPAL High Output Direct 1168mm - Ra80 3000K - Electronic - Deep Black	• Tables show nominal flux values referring to 3000K Ra80 (code 830) versions. • Flux values of direct+indirect versions refer to the total emission of the fixture.. <b>840 = +5%</b> <b>930 = -19%</b> <b>940 = -14%</b>	In Direct+Indirect versions the upper translucent polycarbonate diffuser is included

# LOGICO Easy | System

## Linear module 57mm




Product	Emission	Version	Ra+K	Driver	Colour
<b>T008*</b>  *to be completed with OPAL or UGR screen see p.86	<b>M</b> - Direct	<b>Z</b> - 1168mm - 18W - 1543lm	<b>830</b> - Ra80 3000K	<b>EL</b> - Electronic <b>D2</b> - DALI2	<b>PW</b> - Plaster White <b>DB</b> - Deep Black
		<b>Y</b> - 1458mm - 23W - 2058lm	<b>840</b> - Ra80 4000K		
		<b>X</b> - 2336mm - 33W - 3087lm	<b>930</b> - Ra90 3000K		
		<b>W</b> - 2916mm - 44W - 4116lm	<b>940</b> - Ra90 4000K		
	<b>B</b> - Direct + Indirect	<b>Z</b> - 1168mm - 41W - 4142lm			
		<b>Y</b> - 1458mm - 52W - 5366lm			
		<b>X</b> - 2336mm - 78W - 8285lm			
		<b>W</b> - 2916mm - 100W - 10732lm			

## Linear module 57mm | Emergency

Autonomy 1h - Recharge time 24h | Luminous flux in emergency 10%




Product	Emission	Version	Ra+K	Driver	Colour
<b>T009*</b>  *to be completed with OPAL or UGR screen see p.86	<b>M</b> - Direct	<b>Y</b> - 1458mm - 24W - 2058lm	<b>830</b> - Ra80 3000K	<b>EL</b> - Electronic <b>D2</b> - DALI2	<b>PW</b> - Plaster White <b>DB</b> - Deep Black
		<b>X</b> - 2336mm - 34W - 3087lm	<b>840</b> - Ra80 4000K		
		<b>W</b> - 2916mm - 45W - 4116lm	<b>930</b> - Ra90 3000K <b>940</b> - Ra90 4000K		
	<b>B</b> - Direct + Indirect	<b>X</b> - 2336mm - 79W - 8285lm			
		<b>W</b> - 2916mm - 101W - 10732lm			

- For Emergency light modules provide a separate feeding cable for the battery pack.



## L modules 57mm

Product	Emission	Version	Ra+K	Driver	Colour
<b>T010*</b>  *to be completed with OPAL or UGR screen see p.86	<b>M</b> - Direct	<b>V</b> - 818x818mm - 23W - 2015lm	<b>830</b> - Ra80 3000K	<b>EL</b> - Electronic <b>D2</b> - DALI2	<b>PW</b> - Plaster White <b>DB</b> - Deep Black
		<b>840</b> - Ra80 4000K			
	<b>B</b> - Direct + Indirect	<b>V</b> - 818x818mm - 47W - 4840lm	<b>930</b> - Ra90 3000K		
		<b>940</b> - Ra90 4000K			

Code Example	Reference values	Notes
<b>T008 MZ 830 EL DB</b> Light module 57mm - Direct 1168mm - Ra80 3000K - Electronic - Deep Black	<ul style="list-style-type: none"> <li>• Tables show nominal flux values referring to OPAL 3000K Ra80 (code 830) versions.</li> <li>• Flux values of direct+indirect versions refer to the total emission of the fixture..</li> </ul>	In Direct+Indirect versions the upper translucent polycarbonate diffuser is included

## Linear module 57mm | UGR16 cellular optics



Product	Emission	Version	Ra+K	Driver	Colour	
	M - Direct	Z - 1174mm - 14W - 1713lm	<b>830</b> - Ra80 3000K	EL - Electronic	PW - Plaster White	
		Y - 1468mm - 18W - 2143lm	<b>840</b> - Ra80 4000K	D2 - DALI2	DB - Deep Black	
		X - 2348mm - 27W - 3471lm	<b>930</b> - Ra90 3000K			
		W - 2935mm - 33W - 4285lm	<b>940</b> - Ra90 4000K			
	B - Direct + Indirect	Z - 1174mm - 37W - 4379lm				
		Y - 1468mm - 47W - 5536lm				
		X - 2348mm - 71W - 8802lm				
		W - 2935mm - 89W - 11071lm				

- For angular configurations with UGR16 linear modules use the L-shaped blind joint accessory (see p. 86)

## Linear module 57mm | UGR16 cellular optics | Emergency

Autonomy 1h - Recharge time 24h | Luminous flux in emergency 10%



Product	Emission	Version	Ra+K	Driver	Colour	
	M - Direct	Y - 1468mm - 19W - 2143lm	<b>830</b> - Ra80 3000K	EL - Electronic	PW - Plaster White	
		X - 2348mm - 28W - 3471lm	<b>840</b> - Ra80 4000K	D2 - DALI2	DB - Deep Black	
		W - 2935mm - 34W - 4285lm	<b>930</b> - Ra90 3000K			
	B - Direct + Indirect	X - 2348mm - 72W - 8802lm				
		W - 2935mm - 90W - 11071lm				

- For Emergency light modules provide a separate feeding cable for the battery pack.
- For angular configurations with UGR16 linear modules use the L-shaped blind joint accessory (see p. 86)

Code Example	Reference values	Notes
<b>T027 MZ 830 EL DB</b> Light module 57mm UGR16 - Direct 1168mm - Ra80 3000K - Electronic - Deep Black	<ul style="list-style-type: none"> <li>• Tables show nominal flux values referring to 3000K Ra80 (code 830) versions.</li> <li>• Flux values of direct+indirect versions refer to the total emission of the fixture..</li> </ul> <p><b>840 = +5%</b> <b>930 = -19%</b> <b>940 = -14%</b></p>	In Direct+Indirect versions the upper translucent polycarbonate diffuser is included

# LOGICO Easy | System

## Linear module 100mm | OPAL High Output



Product	Emission	Version	Ra+K	Driver	Colour
  *to be completed with OPAL screen see p.86	M - Direct	Z - 1168mm - 40W - 3637lm	<b>830</b> - Ra80 3000K	EL - Electronic D2 - DALI2	PW - Plaster White
		Y - 1458mm - 49W - 4547lm	<b>840</b> - Ra80 4000K		DB - Deep Black
		X - 2336mm - 82W - 7274lm	<b>930</b> - Ra90 3000K		
		W - 2916mm - 99W - 9093lm	<b>940</b> - Ra90 4000K		
	B - Direct + Indirect	Z - 1168mm - 63W - 6303lm			
		Y - 1458mm - 78W - 7940lm			
		X - 2336mm - 127W - 12605lm			
		W - 2916mm - 158W - 15879lm			

## Linear module 100mm | OPAL High Output | Emergency

Autonomy 1h - Recharge time 24h | Luminous flux in emergency 10%




Product	Emission	Version	Ra+K	Driver	Colour
  *to be completed with OPAL screen see p.86	M - Direct	Z - 1168mm - 41W - 3637lm	<b>830</b> - Ra80 3000K	EL - Electronic D2 - DALI2	PW - Plaster White
		Y - 1458mm - 50W - 4547lm	<b>840</b> - Ra80 4000K		DB - Deep Black
		X - 2336mm - 83W - 7274lm	<b>930</b> - Ra90 3000K		
		W - 2916mm - 100W - 9093lm	<b>940</b> - Ra90 4000K		
	B - Direct + Indirect	X - 2336mm - 128W - 12605lm			
		W - 2916mm - 159W - 15879lm			

- For Emergency light modules provide a separate feeding cable for the battery pack.

## L modules 100mm | OPAL High Output



Product	Emission	Version	Ra+K	Driver	Colour
  *to be completed with OPAL screen see p.86	M - Direct	V - 812x812mm - 53W - 5085lm	<b>830</b> - Ra80 3000K	EL - Electronic D2 - DALI2	PW - Plaster White
					<b>840</b> - Ra80 4000K
	B - Direct + Indirect	V - 812x812mm - 78W - 7983lm	<b>930</b> - Ra90 3000K		
					<b>940</b> - Ra90 4000K

Code Example	Reference values	Notes
<b>T011 MZ 830 EL DB</b> Light module 100mm OPAL High Output - Direct 1168mm - Ra80 3000K - Electronic - Deep Black	<ul style="list-style-type: none"> <li>• Tables show nominal flux values referring to 3000K Ra80 (code 830) versions.</li> <li>• Flux values of direct+indirect versions refer to the total emission of the fixture..</li> </ul>	In Direct+Indirect versions the upper translucent polycarbonate diffuser is included

# LOGICO Easy | System

## Linear module 100mm



Product	Emission	Version	Ra+K	Driver	Colour	
 <p>*to be completed with OPAL or UGR screen see p.86</p>	<b>M</b> - Direct	<b>Z</b> - 1168mm - 29W - 2964lm	<b>830</b> - Ra80 3000K	<b>EL</b> - Electronic <b>D2</b> - DALI2	<b>PW</b> - Plaster White	
		<b>Y</b> - 1458mm - 39W - 3952lm	<b>840</b> - Ra80 4000K		<b>DB</b> - Deep Black	
		<b>X</b> - 2336mm - 58W - 5928lm	<b>930</b> - Ra90 3000K			
		<b>W</b> - 2916mm - 77W - 7904lm	<b>940</b> - Ra90 4000K			
	<b>B</b> - Direct + Indirect	<b>Z</b> - 1168mm - 52W - 5630lm				
		<b>Y</b> - 1458mm - 68W - 7345lm				
		<b>X</b> - 2336mm - 103W - 11259m				
		<b>W</b> - 2916mm - 133W - 14690lm				

## Linear module 100mm | Emergency

Autonomy 1h - Recharge time 24h | Luminous flux in emergency 10%




Product	Emission	Version	Ra+K	Driver	Colour	
 <p>*to be completed with OPAL or UGR screen see p.86</p>	<b>M</b> - Direct	<b>Z</b> - 1168mm - 30W - 2964lm	<b>830</b> - Ra80 3000K	<b>EL</b> - Electronic <b>D2</b> - DALI2	<b>PW</b> - Plaster White	
		<b>Y</b> - 1458mm - 40W - 3952m	<b>840</b> - Ra80 4000K		<b>DB</b> - Deep Black	
		<b>X</b> - 2336mm - 59W - 5928lm	<b>930</b> - Ra90 3000K			
		<b>W</b> - 2916mm - 78W - 7904lm	<b>940</b> - Ra90 4000K			
	<b>B</b> - Direct + Indirect	<b>X</b> - 2336mm - 104W - 11259lm				
		<b>W</b> - 2916mm - 134W - 14690lm				

- For Emergency light modules provide a separate feeding cable for the battery pack.

## L modules 100mm




Product	Emission	Version	Ra+K	Driver	Colour
 <p>*to be completed with OPAL or UGR screen see p.86</p>	<b>M</b> - Direct	<b>V</b> - 812x812mm - 40W - 3940lm	<b>830</b> - Ra80 3000K	<b>EL</b> - Electronic <b>D2</b> - DALI2	<b>PW</b> - Plaster White
		<b>840</b> - Ra80 4000K	<b>DB</b> - Deep Black		
	<b>B</b> - Direct + Indirect	<b>V</b> - 812x812mm - 65W - 6838lm	<b>930</b> - Ra90 3000K		
		<b>940</b> - Ra90 4000K			

Code Example	Reference values	Notes
<b>T014 MZ 830 EL DB</b> Light module 100mm - Direct 1168mm - Ra80 3000K - Electronic - Deep Black	<ul style="list-style-type: none"> <li>• Tables show nominal flux values referring to OPAL 3000K Ra80 (code 830) versions.</li> <li>• Flux values of direct+indirect versions refer to the total emission of the fixture..</li> </ul>	In Direct+Indirect versions the upper translucent polycarbonate diffuser is included




# LOGICO Easy | System


## UGR19 screen | Direct Emission

Product	Version	Dimensions
<b>A001</b> 	<b>M</b> - LOGICO Easy 57	<b>L1</b> - 6m
	<b>L</b> - LOGICO Easy 100	<b>L2</b> - 9m
		<b>L3</b> - 15m

## OPAL screen | Direct Emission

Product	Version	Dimensions
<b>A002</b> 	<b>S</b> - LOGICO Easy 37	<b>L1</b> - 6m
	<b>M</b> - LOGICO Easy 57	<b>L2</b> - 9m
	<b>L</b> - LOGICO Easy 100	<b>L3</b> - 15m

## L-shaped blind joint


Product	Version	Dimensions	Colour
<b>A014</b> 	<b>S</b> - LOGICO Easy 37   808x808mm	<b>EL</b> - Electronic	<b>W</b> - Plaster White
	<b>M</b> - LOGICO Easy 57   818x818mm	<b>D2</b> - DALI2	<b>B</b> - Deep Black

## End caps (2 pieces)

Product	Version	Dimensions
<b>A003</b> 	<b>S1</b> - LOGICO Easy 37 UGR19	<b>W</b> - Plaster White
	<b>S2</b> - LOGICO Easy 37 OPAL	
	<b>M1</b> - LOGICO Easy 57 UGR16	
	<b>M2</b> - LOGICO Easy 57 OPAL / UGR19	
	<b>L1</b> - LOGICO Easy 100	

## Canopy with 5 poles terminal block

60x86x22mm

Product	Colour
<b>A004</b> 	<b>W</b> - Plaster White
	<b>B</b> - Deep Black

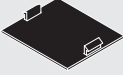
- Feeding cable not included

### Code Example

**A001 M L1**  
UGR19 screen - LOGICO Easy 57 - 6m


# LOGICO Easy | System

## Joint for screens

Product	Version	Colour
<b>A005</b> 	<b>S</b> - LOGICO Easy 37	<b>W</b> - Plaster White
	<b>M</b> - LOGICO Easy 57	<b>B</b> - Deep Black
	<b>L</b> - LOGICO Easy 100	

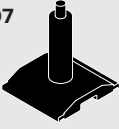
- To be used for configurations longer than 15 meters

## Bracket for ceiling installation (2 pieces)

Product	Version
<b>A006</b> 	<b>S</b> - LOGICO Easy 37
	<b>M</b> - LOGICO Easy 57
	<b>L</b> - LOGICO Easy 100

- Two brackets needed for each lighting module

## Bracket with adjustment system for suspended installation (2 pieces)

Product	Version
<b>A007</b> 	<b>S</b> - LOGICO Easy 37
	<b>M</b> - LOGICO Easy 57
	<b>L</b> - LOGICO Easy 100

- Two brackets needed for each lighting module

## Suspension cable (2 pieces)

Product	Version
<b>A008</b>	<b>Z</b> - 0.5M
	<b>Y</b> - 1M
	<b>X</b> - 2M
	<b>W</b> - 3M
	<b>V</b> - 4M
	<b>U</b> - 5M
	<b>T</b> - 6M

## Terminal block (plug/socket)

Product	Version
<b>A009</b>	<b>Z</b> - 3 Poles ON/OFF All versions
	<b>Y</b> - 5 Poles DALI LOGICO Easy 37
	<b>X</b> - 5 Poles DALI LOGICO Easy 57 LOGICO Easy 100

- 1 for each power supply


### Code Example

**A005 S W**  
Joint for screens - LOGICO Easy 37 - Plaster White

# LOGICO EASY Stand Alone

In the stand-alone version, LOGICO EASY is an ideal solution for working spaces and hospitality spaces linear lighting.

LOGICO Easy Stand Alone is available in three variants, with a 37mm, 57mm or 100mm section, for a complete offer that includes high emission solutions and fixtures with the emergency pack included.



3



**Versions**  
37mm  
57mm  
100mm

2

**Lengths**  
L 1500mm  
L 2400mm

2

**Finishes**

-  Deep Black
-  Plaster White

2

**Colour temperature**  
3000K Ra80/90  
4000K Ra80/90

⚡

**Power supply**  
Electronic — DALI2

☀️

**Emission**  
Direct  
Direct/Indirect

Single switch.  
Double switching on request

🚰

**Emergency**  
Available fixtures with integrated emergency pack (1h autonomy and 24h recharge) compliant with EN 60598-2-22.

**On request:**  
LOGICO Easy is available on request in all the colours of the "Easy Custom Colours" range. To see the Colours chart, consult page 136 or the website in the Download section.

**On request:**  
→ 3500K Ra80/90

**On request:**  
→ DALI2 control parts 251-252-253  
→ DALI2 PUSH DIM




Thanks to the accurate design of the optics, each **LOGICO EASY** module is highly performing, allowing excellent uniformity of illumination of the surfaces even with large installation interdistances.

	UGR 16	UGR 19	OPAL
<b>LOGICO Easy 37</b>		✓	✓
<b>LOGICO Easy 57</b>	✓	✓	✓
<b>LOGICO Easy 100</b>		✓	✓

# LOGICO Easy | Stand Alone


## Linear module 37mm | OPAL



Product	Emission	Version	Ra+K	Driver	Colour
<b>T017</b> 	<b>M</b> - Direct	<b>Y</b> - 1462mm - 29W - 2478lm	<b>830</b> - Ra80 3000K	<b>EL</b> - Electronic	<b>PW</b> - Plaster White
		<b>X</b> - 2340mm - 47W - 3963lm	<b>840</b> - Ra80 4000K	<b>D2</b> - DALI2	<b>DB</b> - Deep Black
	<b>B</b> - Direct + Indirect	<b>Y</b> - 1462mm - 57W - 5167lm	<b>930</b> - Ra90 3000K		
		<b>X</b> - 2340mm - 94W - 8188lm	<b>940</b> - Ra90 4000K		

## Linear module 37mm | UGR19 cellular optics



Product	Emission	Version	Ra+K	Driver	Colour
<b>T018</b> 	<b>M</b> - Direct	<b>Y</b> - 1404mm - 23W - 3048lm	<b>830</b> - Ra80 3000K	<b>EL</b> - Electronic	<b>PW</b> - Plaster White
		<b>X</b> - 2243mm - 35W - 4877lm	<b>840</b> - Ra80 4000K	<b>D2</b> - DALI2	<b>DB</b> - Deep Black
	<b>B</b> - Direct + Indirect	<b>Y</b> - 1404mm - 46W - 5156lm	<b>930</b> - Ra90 3000K		
		<b>X</b> - 2243mm - 68W - 7945lm	<b>940</b> - Ra90 4000K		


Code Example	Reference values	Notes
<b>T017 MY 830 EL DB</b> Linear module 37mm OPAL - Direct - 1458mm - Ra80 3000K - Electronic - Deep Black	<ul style="list-style-type: none"> <li>Tables show nominal flux values referring to 3000K Ra80 (code 830) versions.</li> <li>Flux values of direct+indirect versions refer to the total emission of the fixture..</li> </ul> <p> <b>840</b> = +5%  <b>930</b> = -19%  <b>940</b> = -14%                     </p>	<ul style="list-style-type: none"> <li>In Direct+Indirect versions the upper translucent polycarbonate diffuser is included</li> <li>Feeding cable not included</li> </ul>



# LOGICO Easy | Stand Alone

## Linear module 57mm | OPAL High Output




Product	Emission	Version	Ra+K	Driver	Colour
<b>T019</b> 	M - Direct	Y - 1462mm - 33W - 2738lm	<b>830</b> - Ra80 3000K	EL - Electronic	PW - Plaster White
		X - 2340mm - 55W - 4380lm	<b>840</b> - Ra80 4000K		
	B - Direct + Indirect	Y - 1462mm - 62W - 6046lm	<b>930</b> - Ra90 3000K	D2 - DALI2	DB - Deep Black
		X - 2340mm - 101W - 9578lm	<b>940</b> - Ra90 4000K		

## Linear module 57mm | OPAL High Output | Emergency

Autonomy 1h - Recharge time 24h | Luminous flux in emergency 10%



Product	Emission	Version	Ra+K	Driver	Colour
<b>T020</b> 	M - Direct	Y - 1462mm - 34W - 2738lm	<b>830</b> - Ra80 3000K	EL - Electronic	PW - Plaster White
		X - 2340mm - 56W - 4380lm	<b>840</b> - Ra80 4000K		
	B - Direct + Indirect	Y - 1462mm - 63W - 6046lm	<b>930</b> - Ra90 3000K	D2 - DALI2	DB - Deep Black
		X - 2340mm - 102W - 9578lm	<b>940</b> - Ra90 4000K		

## Linear module 57mm | UGR19




Product	Emission	Version	Ra+K	Driver	Colour
<b>T021</b> 	M - Direct	Y - 1462mm - 23W - 2030lm	<b>830</b> - Ra80 3000K	EL - Electronic	PW - Plaster White
		X - 2340mm - 33W - 3045lm	<b>840</b> - Ra80 4000K		
	B - Direct + Indirect	Y - 1462mm - 52W - 5338lm	<b>930</b> - Ra90 3000K	D2 - DALI2	DB - Deep Black
		X - 2340mm - 78W - 8243lm	<b>940</b> - Ra90 4000K		

## Linear module 57mm | UGR19 | Emergency

Autonomy 1h - Recharge time 24h | Luminous flux in emergency 10%




Product	Emission	Version	Ra+K	Driver	Colour
<b>T022</b> 	M - Direct	Y - 1462mm - 24W - 2030lm	<b>830</b> - Ra80 3000K	EL - Electronic	PW - Plaster White
		X - 2340mm - 34W - 3045lm	<b>840</b> - Ra80 4000K		
	B - Direct + Indirect	Y - 1462mm - 53W - 5338lm	<b>930</b> - Ra90 3000K	D2 - DALI2	DB - Deep Black
		X - 2340mm - 79W - 8243lm	<b>940</b> - Ra90 4000K		

Code Example	Reference values	Notes
<b>T019 MY 830 EL DB</b> Linear module 57mm OPAL High Output - Direct - 1458mm - Ra80 3000K - Electronic - Deep Black	<ul style="list-style-type: none"> <li>Tables show nominal flux values referring to 3000K Ra80 (code 830) versions.</li> <li>Flux values of direct+indirect versions refer to the total emission of the fixture.</li> </ul>	<ul style="list-style-type: none"> <li>In Direct+Indirect versions the upper translucent polycarbonate diffuser is included</li> <li>Feeding cable not included</li> </ul>

# LOGICO Easy | Stand Alone

## Linear module 57mm | UGR16 cellular optics




Product	Emission	Version	Ra+K	Driver	Colour
	M - Direct	Y - 1472mm -18W - 2143lm	<b>830</b> - Ra80 3000K	EL - Electronic	PW - Plaster White
		X - 2352mm - 27W - 3471lm	<b>840</b> - Ra80 4000K		DB - Deep Black
	B - Direct + Indirect	Y - 1472mm- 47W - 5536lm	<b>930</b> - Ra90 3000K	D2 - DALI2	
		X - 2352mm - 71W - 8802lm	<b>940</b> - Ra90 4000K		

## Linear module 57mm | UGR16 cellular optics | Emergency

Autonomy 1h - Recharge time 24h | Luminous flux in emergency 10%




Product	Emission	Version	Ra+K	Driver	Colour
	M - Direct	Y - 1472mm -19W - 2143lm	<b>830</b> - Ra80 3000K	EL - Electronic	PW - Plaster White
		X - 2352mm - 28W - 3471lm	<b>840</b> - Ra80 4000K		DB - Deep Black
	B - Direct + Indirect	Y - 1472mm- 48W - 5536lm	<b>930</b> - Ra90 3000K	D2 - DALI2	
		X - 2352mm - 72W - 8802lm	<b>940</b> - Ra90 4000K		

Code Example	Reference values	Notes
<b>T029 MY 830 EL DB</b> Linear module 57mm UGR16 - Direct - 1458mm - Ra80 3000K - Electronic - Deep Black	<ul style="list-style-type: none"> <li>Tables show nominal flux values referring to 3000K Ra80 (code 830) versions.</li> <li>Flux values of direct+indirect versions refer to the total emission of the fixture..</li> </ul>	<ul style="list-style-type: none"> <li>In Direct+Indirect versions the upper translucent polycarbonate diffuser is included</li> <li>Feeding cable not included</li> </ul>

# LOGICO Easy | Stand Alone

## Linear module 100mm | OPAL High Output




Product	Emission	Version	Ra+K	Driver	Colour
<b>T023</b> 	<b>M</b> - Direct	Y - 1462mm - 49W - 4547lm	<b>830</b> - Ra80 3000K	<b>EL</b> - Electronic	<b>PW</b> - Plaster White
		X - 2340mm - 82W - 7274lm	<b>840</b> - Ra80 4000K		
	<b>B</b> - Direct + Indirect	Y - 1462mm - 78W - 7940lm	<b>930</b> - Ra90 3000K	<b>D2</b> - DALI2	<b>DB</b> - Deep Black
		X - 2340mm - 127W - 12605lm	<b>940</b> - Ra90 4000K		

## Linear module 100mm | OPAL High Output | Emergency


Autonomy 1h - Recharge time 24h | Luminous flux in emergency 10%



Product	Emission	Version	Ra+K	Driver	Colour
<b>T024</b> 	<b>M</b> - Direct	Y - 1462mm - 50W - 4547lm	<b>830</b> - Ra80 3000K	<b>EL</b> - Electronic	<b>PW</b> - Plaster White
		X - 2340mm - 83W - 7274lm	<b>840</b> - Ra80 4000K		
	<b>B</b> - Direct + Indirect	Y - 1462mm - 79W - 7940lm	<b>930</b> - Ra90 3000K	<b>D2</b> - DALI2	<b>DB</b> - Deep Black
		X - 2340mm - 128W - 12605lm	<b>940</b> - Ra90 4000K		

## Linear module 100mm | UGR19




Product	Emission	Version	Ra+K	Driver	Colour
<b>T025</b> 	<b>M</b> - Direct	Y - 1462mm - 39W - 3828lm	<b>830</b> - Ra80 3000K	<b>EL</b> - Electronic	<b>PW</b> - Plaster White
		X - 2340mm - 58W - 5742lm	<b>840</b> - Ra80 4000K		
	<b>B</b> - Direct + Indirect	Y - 1462mm - 68W - 7221lm	<b>930</b> - Ra90 3000K	<b>D2</b> - DALI2	<b>DB</b> - Deep Black
		X - 2340mm - 103W - 11073lm	<b>940</b> - Ra90 4000K		

## Linear module 100mm | UGR19 | Emergency

Autonomy 1h - Recharge time 24h | Luminous flux in emergency 10%




Product	Emission	Version	Ra+K	Driver	Colour
<b>T026</b> 	<b>M</b> - Direct	Y - 1462mm - 40W - 3828lm	<b>830</b> - Ra80 3000K	<b>EL</b> - Electronic	<b>PW</b> - Plaster White
		X - 2340mm - 59W - 5742lm	<b>840</b> - Ra80 4000K		
	<b>B</b> - Direct + Indirect	Y - 1462mm - 69W - 7221lm	<b>930</b> - Ra90 3000K	<b>D2</b> - DALI2	<b>DB</b> - Deep Black
		X - 2340mm - 104W - 11073lm	<b>940</b> - Ra90 4000K		

Code Example	Reference values	Notes
<b>T023 MY 830 EL DB</b> Linear module 100mm OPAL High Output - Direct - 1458mm - Ra80 3000K - Electronic - Deep Black	<ul style="list-style-type: none"> <li>Tables show nominal flux values referring to 3000K Ra80 (code 830) versions.</li> <li>Flux values of direct+indirect versions refer to the total emission of the fixture..</li> </ul>	<ul style="list-style-type: none"> <li>In Direct+Indirect versions the upper translucent polycarbonate diffuser is included</li> <li>Feeding cable not included</li> </ul>

# LOGICO Easy | Stand Alone


## Canopy with 5 poles terminal block

60x86x22mm

Product	Colour
<b>A004</b> 	<b>W</b> - Plaster White <b>B</b> - Deep Black


- Feeding cable not included

## Bracket for ceiling installation (2 pieces)

Product	Version
<b>A006</b> 	<b>S</b> - LOGICO Easy 37 <b>M</b> - LOGICO Easy 57 <b>L</b> - LOGICO Easy 100

- Two brackets needed for each lighting module

## Bracket with adjustment system for suspended installation (2 pieces)

Product	Version
<b>A007</b> 	<b>S</b> - LOGICO Easy 37 <b>M</b> - LOGICO Easy 57 <b>L</b> - LOGICO Easy 100

- Two brackets needed for each lighting module

## Suspension cable (2 pieces)

Product	Version
<b>A008</b>	<b>Z</b> - 0.5M <b>Y</b> - 1M <b>X</b> - 2M <b>W</b> - 3M <b>V</b> - 4M <b>U</b> - 5M <b>T</b> - 6M

Code Example

**A004 W**  
Canopy with 5 poles terminal block - Plaster White





# FORTYEIGHT LABEL


The Fortyeight system range is now even richer with with the addition of new Label light modules offering maximum application and layout flexibility. Two new installation solutions expand the design possibilities and provide different technical solutions with the same family feeling.





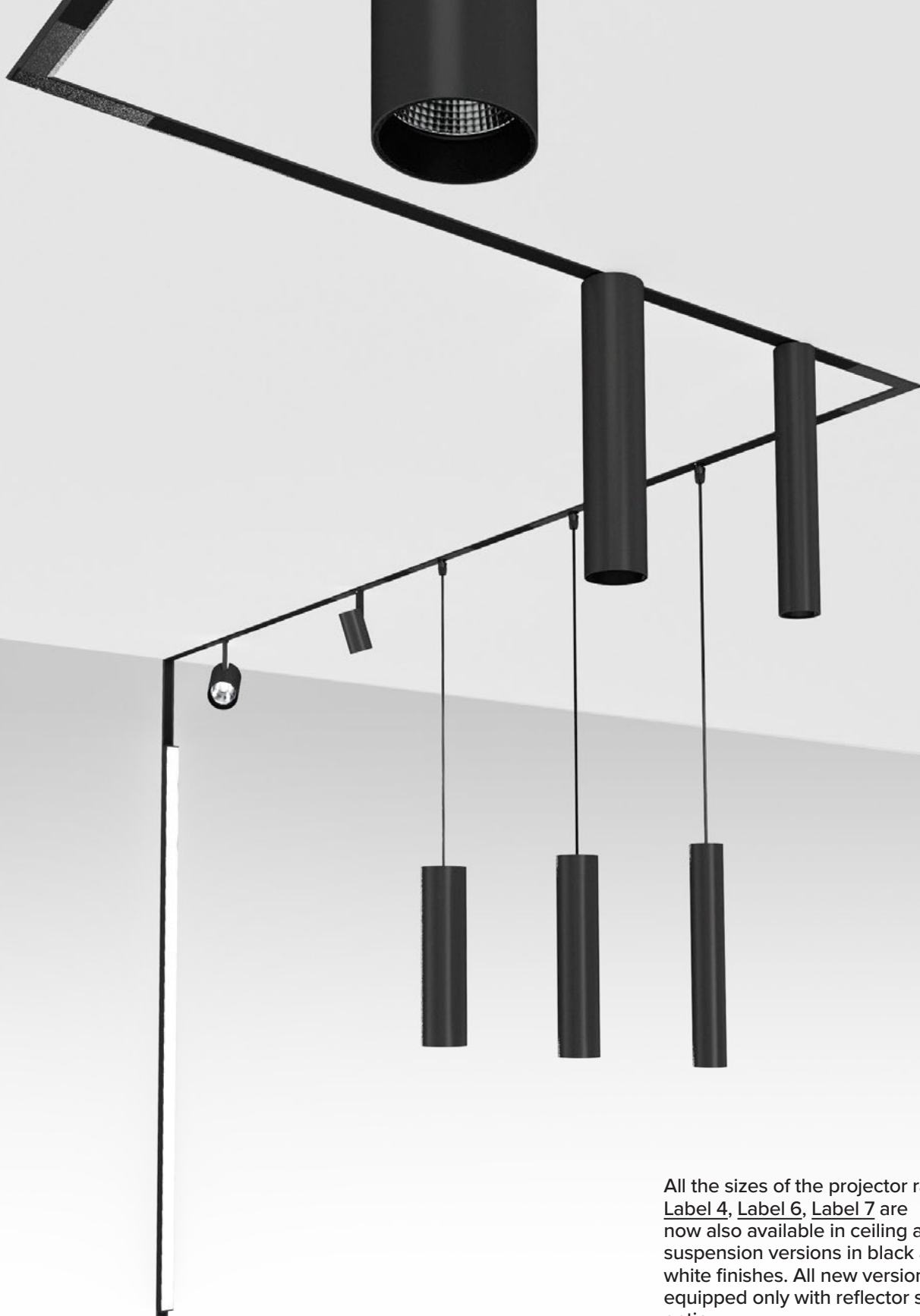
# Broadness and depth of range

The three larger versions of the range - Label 4, Label 6, Label 7 - are now also available in two new configurations for track installation: directly on track with no arm for a minimal look and with suspension cable to take the product closer to the surface to be illuminated. The addition of these two new versions makes Fortyeight a complete solution in terms of broadness and depth of the range.



Ideally used in hospitality and entertainment spaces such as bars, restaurants and lounge areas where in addition to ambient lighting it is required accent lighting on tables.

They are perfect also for exhibition areas to illuminate vertical planes, for general illumination or for zenithal illumination such as glass showcases or exhibition surfaces.



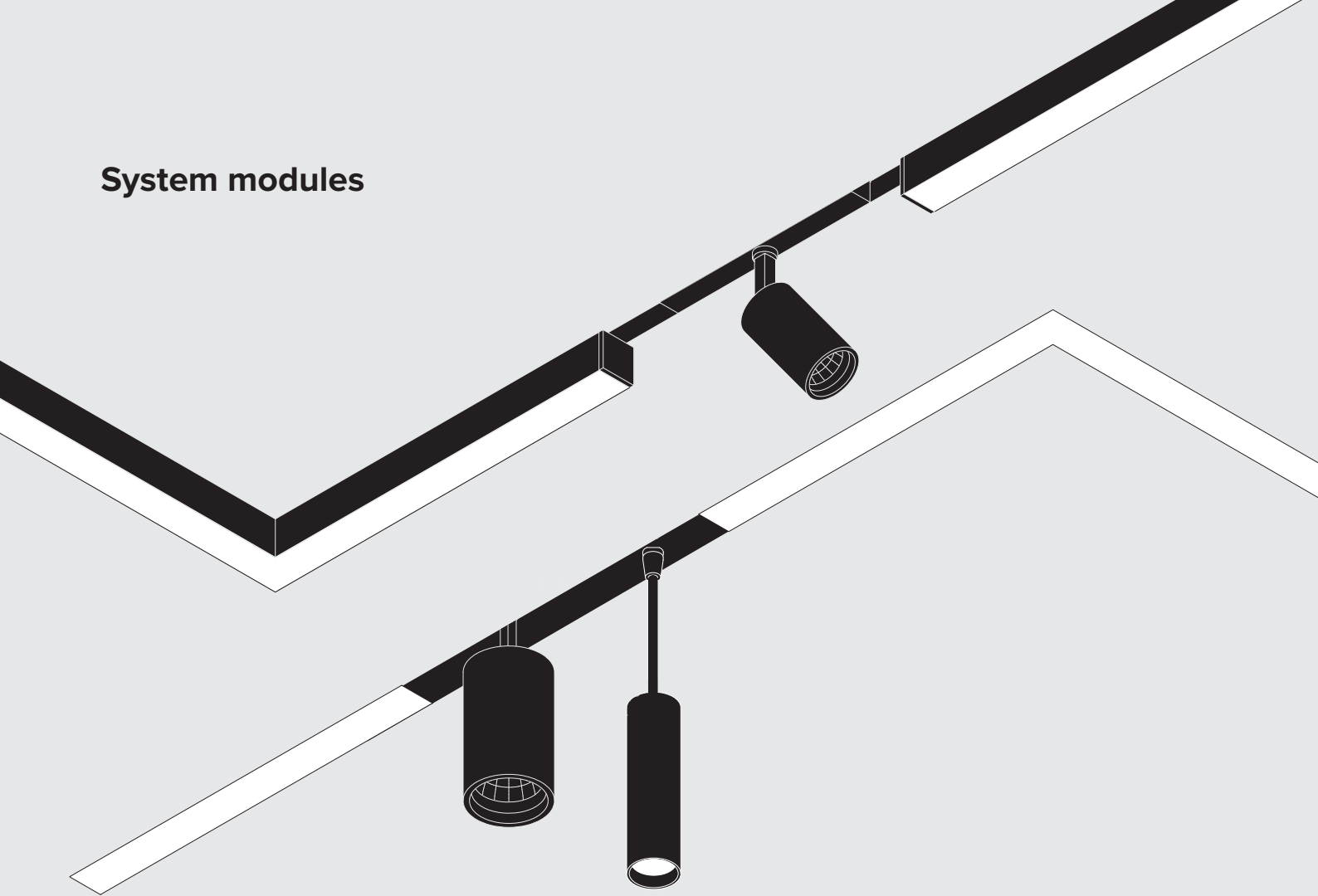
All the sizes of the projector range Label 4, Label 6, Label 7 are now also available in ceiling and suspension versions in black and white finishes. All new version are equipped only with reflector system optic.

## On request



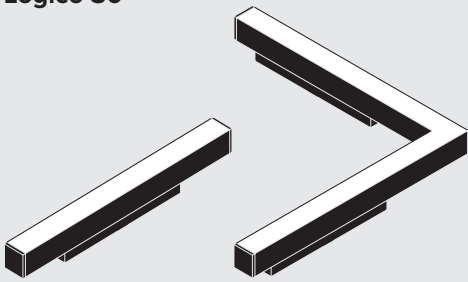
LABEL is available on request in all the colours of the “Easy Custom Colours” range. To see the Colours chart, consult page 136 or the website in the Download section.

## System modules



## Light units

### Logico 30



L=294mm/573mm/  
1132mm/1970mm

310x310mm

### Label 2 - Ø23mm



Projector

### Label 4 - Ø40mm



Projector



Fix




Suspension




## Label 6 - Ø59mm



Projector



Fix



Suspension

## Label 7 - Ø74mm



Projector



Fix



Suspension

## Electrical elements


### Electrical connectors



Through joint



L shaped connector



Flexible connector

### Power supply



Remote driver



Power head

60W • 130W • 210W

## Track


### H section\*



L=1/2/3m

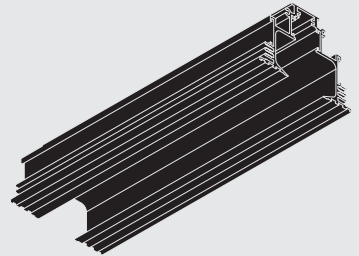
\* To be completed with special end caps

### Trimless\*



L=1/2/3m

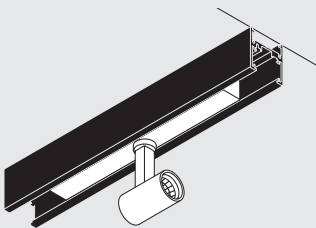
### Trimless deep\*



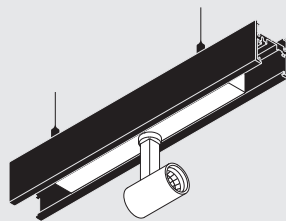
L=1/2/3m

## Installation solutions

### H section track

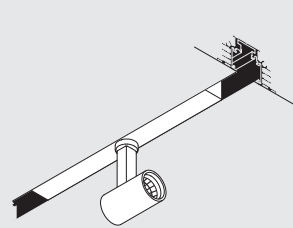


Ceiling



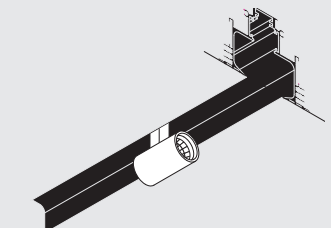
Suspension

### Trimless track



Recessed

### Trimless deep track



Recessed

## LABEL 4 Fix

48V | Ra90 | Fixture flux 3000K from 539lm to 712lm

Ø43x270mm



Fixture power	Optic	Colour	Driver	2700K	3000K	4000K	
7,6W	SP	○	EL	1T9864EL	1T9865EL	1T9866EL	
			DA	1T9864DA	1T9865DA	1T9866DA	
		●	EL	1T9873EL	1T9874EL	1T9875EL	
			DA	1T9873DA	1T9874DA	1T9875DA	
		FL	○	EL	1T9867EL	1T9868EL	1T9869EL
				DA	1T9867DA	1T9868DA	1T9869DA
	●		EL	1T9876EL	1T9877EL	1T9878EL	
			DA	1T9876DA	1T9877DA	1T9878DA	
	MWFL	○	EL	1T9870EL	1T9871EL	1T9872EL	
			DA	1T9870DA	1T9871DA	1T9872DA	
		●	EL	1T9879EL	1T9880EL	1T9881EL	
			DA	1T9879DA	1T9880DA	1T9881DA	



• Not compatible with Fortyeight Trimless Deep track.

## LABEL 4 Suspension

48V | Ra90 | Fixture flux 3000K from 539lm to 712lm

Ø43x270mm



Fixture power	Optic	Colour	Driver	2700K	3000K	4000K	
7,6W	SP	○	EL	1T9918EL	1T9919EL	1T9920EL	
			DA	1T9918DA	1T9919DA	1T9920DA	
		●	EL	1T9927EL	1T9928EL	1T9929EL	
			DA	1T9927DA	1T9928DA	1T9929DA	
		FL	○	EL	1T9921EL	1T9922EL	1T9923EL
				DA	1T9921DA	1T9922DA	1T9923DA
	●		EL	1T9930EL	1T9931EL	1T9932EL	
			DA	1T9930DA	1T9931DA	1T9932DA	
	MWFL	○	EL	1T9924EL	1T9925EL	1T9926EL	
			DA	1T9924DA	1T9925DA	1T9926DA	
		●	EL	1T9933EL	1T9934EL	1T9935EL	
			DA	1T9933DA	1T9934DA	1T9935DA	

2000mm



• The cable can be shortened by cutting the wiring inside the housing.

## LABEL 6 Fix

48V | Ra90 | Fixture flux 3000K from 876lm to 889lm

Ø59x270mm



Fixture power	Optic	Colour	Driver	2700K	3000K	4000K	
9,2W	SP	○	EL	1T9846EL	1T9847EL	1T9848EL	
			DA	1T9846DA	1T9847DA	1T9848DA	
		●	EL	1T9855EL	1T9856EL	1T9857EL	
			DA	1T9855DA	1T9856DA	1T9857DA	
		FL	○	EL	1T9849EL	1T9850EL	1T9851EL
				DA	1T9849DA	1T9850DA	1T9851DA
	●		EL	1T9858EL	1T9859EL	1T9860EL	
			DA	1T9858DA	1T9859DA	1T9860DA	
	MWFL		○	EL	1T9852EL	1T9853EL	1T9854EL
				DA	1T9852DA	1T9853DA	1T9854DA
		●	EL	1T9861EL	1T9862EL	1T9863EL	
			DA	1T9861DA	1T9862DA	1T9863DA	



• Not compatible with Fortyeight Trimless Deep track.

## LABEL 6 Suspension

48V | Ra90 | Fixture flux 3000K from 876lm to 889lm

Ø59x270mm



Fixture power	Optic	Colour	Driver	2700K	3000K	4000K	
9,2W	SP	○	EL	1T9900EL	1T9901EL	1T9902EL	
			Casambi	1T9900DA	1T9901DA	1T9902DA	
		●	EL	1T9909EL	1T9910EL	1T9911EL	
			Casambi	1T9909DA	1T9910DA	1T9911DA	
		FL	○	EL	1T9903EL	1T9904EL	1T9905EL
				Casambi	1T9903DA	1T9904DA	1T9905DA
	●		EL	1T9912EL	1T9913EL	1T9914EL	
			Casambi	1T9912DA	1T9913DA	1T9914DA	
	MWFL		○	EL	1T9906EL	1T9907EL	1T9908EL
				Casambi	1T9906DA	1T9907DA	1T9908DA
		●	EL	1T9915EL	1T9916EL	1T9917EL	
			Casambi	1T9915DA	1T9916DA	1T9917DA	



• The cable can be shortened by cutting the wiring inside the housing.

## LABEL 7 Fix

48V | Ra90 | Fixture flux 3000K from 945lm to 1132lm

Ø72x270mm



Fixture power	Optic	Colour	Driver	2700K	3000K	4000K	
11W	SP	○	EL	1T9828EL	1T9829EL	1T9830EL	
			DA	1T9828DA	1T9829DA	1T9830DA	
		●	EL	1T9837EL	1T9838EL	1T9839EL	
			DA	1T9837DA	1T9838DA	1T9839DA	
		FL	○	EL	1T9831EL	1T9832EL	1T9833EL
				DA	1T9831DA	1T9832DA	1T9833DA
	●		EL	1T9840EL	1T9841EL	1T9842EL	
			DA	1T9840DA	1T9841DA	1T9842DA	
	MWFL		○	EL	1T9834EL	1T9835EL	1T9836EL
				DA	1T9834DA	1T9835DA	1T9836DA
		●	EL	1T9843EL	1T9844EL	1T9845EL	
			DA	1T9843DA	1T9844DA	1T9845DA	



- Not compatible with Fortyeight Trimless Deep track.

## LABEL 7 Suspension

48V | Ra90 | Fixture flux 3000K from 945lm to 1132lm

Ø72x270mm



Fixture power	Optic	Colour	Driver	2700K	3000K	4000K	
11W	SP	○	EL	1T9882EL	1T9883EL	1T9884EL	
			DA	1T9882DA	1T9883DA	1T9884DA	
		●	EL	1T9891EL	1T9892EL	1T9893EL	
			DA	1T9891DA	1T9892DA	1T9893DA	
		FL	○	EL	1T9885EL	1T9886EL	1T9887EL
				DA	1T9885DA	1T9886DA	1T9887DA
	●		EL	1T9894EL	1T9895EL	1T9896EL	
			DA	1T9894DA	1T9895DA	1T9896DA	
	MWFL		○	EL	1T9888EL	1T9889EL	1T9890EL
				DA	1T9888DA	1T9889DA	1T9890DA
		●	EL	1T9897EL	1T9898EL	1T9899EL	
			DA	1T9897DA	1T9898DA	1T9899DA	

2000mm



- The cable can be shortened by cutting the wiring inside the housing.

- The drivers selected by Targetti make the fixtures "Safe Flicker".



# LABEL 230V


Label 230V expands its range and opens the doors to new application possibilities. The new "stand alone" version responds to new installation needs when professional focused lighting is required.







All the sizes of the projector range Label 4, Label 6, Label 7 are now also available in ceiling, suspension, and wall versions in black and white finishes.



All new versions are equipped with reflector optics to ensure uniformity of the light effect

The new wall versions are the perfect solution when it is not possible to install the luminaires on the ceiling. These versions, with single or double emission, create scenographic yet functional grazing light effects. Ideal for lighting stairwells, corridors or lounge areas,

hotel rooms, wherever you want to combine effect and performance. The wall versions are available in mono-emission – to be installed both upwards and downwards – and bi-emission for environments where it is important to soften the shadows in the field of vision by softly lightening the ceiling too.





**On request**




LABEL is available on request in all the colours of the “Easy Custom Colours” range. To see the Colours chart, consult page 136 or the website in the Download section.

## LABEL 4 Ceiling

Ra90 | Fixture flux 3000K from 536lm to 712lm

Ø43x270mm




Fixture power	Optic	Colour	Driver	3000K	4000K	
	SP	○	EL	1T9780EL	1T9781EL	
			DA	1T9780DA	1T9781DA	
		●	EL	1T9786EL	1T9787EL	
			DA	1T9786DA	1T9787DA	
		FL	○	EL	1T9782EL	1T9783EL
				DA	1T9782DA	1T9783DA
	●		EL	1T9788EL	1T9789EL	
			DA	1T9788DA	1T9789DA	
	MWFL		○	EL	1T9784EL	1T9785EL
				DA	1T9784DA	1T9785DA
		●	EL	1T9790EL	1T9791EL	
			DA	1T9790DA	1T9791DA	

## LABEL 4 Suspension

Ra90 | Fixture flux 3000K from 539lm to 712lm

Ø43x270mm - Canopy Ø92mm



Fixture power	Optic	Colour	Driver	3000K	4000K	
	SP	○	EL	1T9816EL	1T9817EL	
			DA	1T9816DA	1T9817DA	
		●	EL	1T9822EL	1T9823EL	
			DA	1T9822DA	1T9823DA	
		FL	○	EL	1T9818EL	1T9819EL
				DA	1T9818DA	1T9819DA
	●		EL	1T9824EL	1T9825EL	
			DA	1T9824DA	1T9825DA	
	MWFL		○	EL	1T9820EL	1T9821EL
				DA	1T9820DA	1T9821DA
		●	EL	1T9826EL	1T9827EL	
			DA	1T9826DA	1T9827DA	

• The cable can be cut to size by working inside the canopy.

**LABEL 4 Wall Mounted Mono-emission**

Ra90 | Fixture flux 3000K 712lm

Ø43x64x320mm



	Fixture power	Optic	Colour	Driver	3000K	4000K
	8W	MWFL	○	EL	1T9944EL	1T9945EL
				DA	1T9944DA	1T9945DA
			●	EL	1T9946EL	1T9947EL
				DA	1T9946DA	1T9947DA

**LABEL 4 Wall Mounted Bi-emission**

Ra90 | Fixture flux 3000K 1413lm

Ø43x64x320mm



	Fixture power	Optic	Colour	Driver	3000K	4000K
	15W	MWFL	○	EL	1T9956EL	1T9957EL
				DA	1T9956DA	1T9957DA
			●	EL	1T9958EL	1T9959EL
				DA	1T9958DA	1T9959DA

## LABEL 6 Ceiling

Ra90 | Fixture flux 3000K from 876lm to 889lm

Ø59x280mm



Fixture power	Optic	Colour	Driver	3000K	4000K	
9,5W	SP	○	EL	1T9768EL	1T9769EL	
			DA	1T9768DA	1T9769DA	
		●	EL	1T9774EL	1T9775EL	
			DA	1T9774DA	1T9775DA	
		FL	○	EL	1T9770EL	1T9771EL
				DA	1T9770DA	1T9771DA
	●		EL	1T9776EL	1T9777EL	
			DA	1T9776DA	1T9777DA	
	MWFL		○	EL	1T9772EL	1T9773EL
				DA	1T9772DA	1T9773DA
		●	EL	1T9778EL	1T9779EL	
			DA	1T9778DA	1T9779DA	



## LABEL 6 Suspension

Ra90 | Fixture flux 3000K from 876lm a 889lm

Ø43x270mm - Canopy Ø92mm



Fixture power	Optic	Colour	Driver	3000K	4000K	
9,5W	SP	○	EL	1T9804EL	1T9805EL	
			DA	1T9804DA	1T9805DA	
		●	EL	1T9810EL	1T9811EL	
			DA	1T9810DA	1T9811DA	
		FL	○	EL	1T9806EL	1T9807EL
				DA	1T9806DA	1T9807DA
	●		EL	1T9812EL	1T9813EL	
			DA	1T9812DA	1T9813DA	
	MWFL		○	EL	1T9808EL	1T9809EL
				DA	1T9808DA	1T9809DA
		●	EL	1T9814EL	1T9815EL	
			DA	1T9814DA	1T9815DA	



- The cable can be cut to size by working inside the canopy.




**LABEL 6 Wall Mounted Mono-emission**

Ra90 | Fixture flux 3000K 889lm

Ø59x81x320mm




	Fixture power	Optic	Colour	Driver	3000K	4000K
	9,5W	MWFL	○	EL	1T9940EL	1T9941EL
				DA	1T9940DA	1T9941DA
			●	EL	1T9942EL	1T9943EL
				DA	1T9942DA	1T9943DA

**LABEL 6 Wall Mounted Bi-emission**

Ra90 | Fixture flux 3000K 1763lm

Ø59x81x320mm




	Fixture power	Optic	Colour	Driver	3000K	4000K
	19W	MWFL	○	EL	1T9952EL	1T9953EL
				DA	1T9952DA	1T9953DA
			●	EL	1T9954EL	1T9955EL
				DA	1T9954DA	1T9955DA

## LABEL 7 Ceiling

Ra90 | Fixture flux 3000K from 945lm to 1132lm

Ø72x280mm




	Fixture power	Optic	Colour	Driver	3000K	4000K	
	12W	SP	○	EL	1T9756EL	1T9757EL	
				DA	1T9756DA	1T9757DA	
			●	EL	1T9762EL	1T9763EL	
				DA	1T9762DA	1T9763DA	
			FL	○	EL	1T9758EL	1T9759EL
					DA	1T9758DA	1T9759DA
		●		EL	1T9764EL	1T9765EL	
				DA	1T9764DA	1T9765DA	
		MWFL	○	EL	1T9760EL	1T9761EL	
				DA	1T9760DA	1T9761DA	
			●	EL	1T9766EL	1T9767EL	
				DA	1T9766DA	1T9767DA	

## LABEL 7 Suspension

Ra90 | Fixture flux 3000K from 945lm to 1132lm

Ø72x270mm - Canopy Ø92mm



	Fixture power	Optic	Colour	Driver	3000K	4000K	
	12W	SP	○	EL	1T9792EL	1T9793EL	
				DA	1T9792DA	1T9793DA	
			●	EL	1T9798EL	1T9799EL	
				DA	1T9798DA	1T9799DA	
			FL	○	EL	1T9794EL	1T9795EL
					DA	1T9794DA	1T9795DA
		●		EL	1T9800EL	1T9801EL	
				DA	1T9800DA	1T9801DA	
		MWFL	○	EL	1T9796EL	1T9797EL	
				DA	1T9796DA	1T9797DA	
			●	EL	1T9802EL	1T9803EL	
				DA	1T9802DA	1T9803DA	


• The cable can be cut to size by working inside the canopy.

**LABEL 7 Wall Mounted Fixture Mono-emission**

Ra90 | Fixture flux 3000K 1132lm

Ø72x94x320mm




	Fixture power	Optic	Colour	Driver	3000K	4000K
	12W	MWFL	○	EL	1T9936EL	1T9937EL
				DA	1T9936DA	1T9937DA
			●	EL	1T9938EL	1T9939EL
				DA	1T9938DA	1T9939DA

**LABEL 7 Wall Mounted Fixture Bi-emission**

Ra90 | Fixture flux 3000K 2248lm

Ø72x94x320mm



	Fixture power	Optic	Colour	Driver	3000K	4000K
	23W	MWFL	○	EL	1T9948EL	1T9949EL
				DA	1T9948DA	1T9949DA
			●	EL	1T9950EL	1T9951EL
				DA	1T9950DA	1T9951DA

# OZ Wall Washer

A new element in the world of OZ! The new Wall Washer modules expand even further the application potential of the Targetti 48V system. Available in two sizes, Small and Large, the OZ Wall Washer modules illuminate all the surfaces in a uniform and diffused way.









## Magnetic system

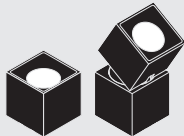
### Light modules

#### Single



Fixed and adjustable  
Small

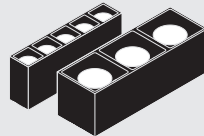
25x25mm



Fixed and adjustable  
Large

50x50mm


#### Multiple



Small / Large

25x125mm  
50x150mm

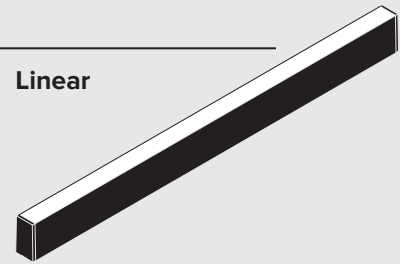
#### Wall Washer



Small / Large

25x125mm  
50x150mm

#### Linear



Small

L=569mm e L=869mm

### Electrical elements

#### Power track



L=1/2/3m • 48V DC

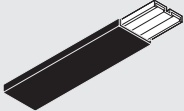
\* To be completed with special end caps

#### Electrical connectors

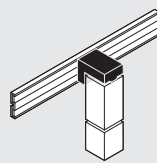


Linear L, T, X connectors and orthogonal and adjustable L

#### Accessories



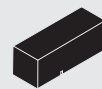
Cover




An L shaped  
support

L=1/2/3m


#### Power supply



Power head  
for remote driver

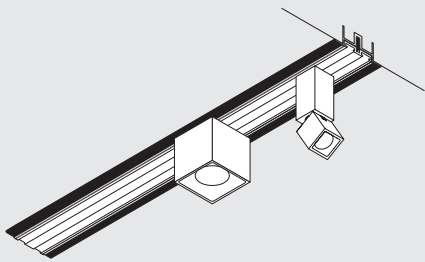


Driver on board



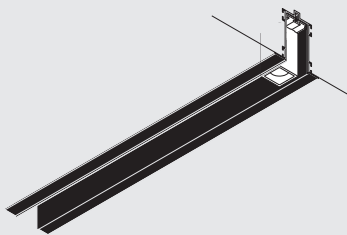
## Installation solutions

### Recessed for power track



L=1/2/3m

### Recessed

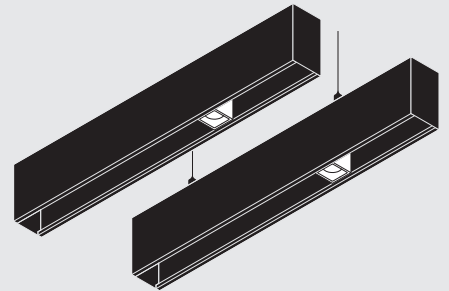


Profiles for Small modules  
Profiles for Large modules

L=1/2/3m

\* To be completed with special end caps

### Ceiling and suspension

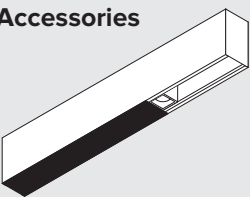


Profiles for Small modules  
Profiles for Large modules

L=1/2/3m

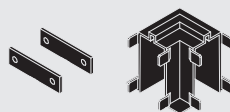
\* To be completed with special end caps

### Accessories



Cover for Small profile modules  
and cover for Large modules

### Recessed accessories



Linear mechanical  
and L shaped connectors

### Ceiling and suspension accessories





Linear mechanical  
L, T and X shaped connectors

Available in the two sizes Small and Large, the new OZ Wall Washer modules illuminate all surfaces in a uniform and diffused way, making the OZ system ever more flexible and ideal for creating infinite scenarios and configurations, both on the ceiling and on the wall.



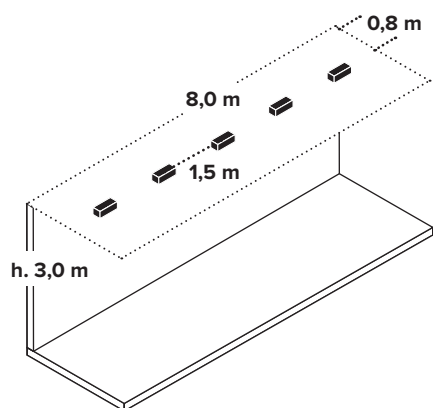

**Finishes**

-  Deep Black
-  Plaster White




**Sizes**  
Small | Large

**On request:**  
OZ Wall Washer is available on request in all the colours of the "Easy Custom Colours" range. To see the Colours chart, consult page 136 or the website in the Download section.

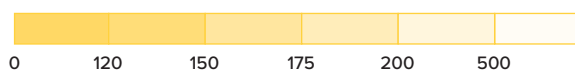


**OZ WW Large**  
Interdistance 1,5m



The optical system of OZ Wall Washer modules was designed for obtaining a uniform distribution and maintain the ratio of 1 to 4 between the distance from the wall and its height.

**Illumination [lux]**



## OZ Wall Washer Small

Ra90 | Fixture flux 3000K 442lm

25x125x61mm



Fixture power	Colours	Driver	2700K	3000K	3500K	4000K
10W	○	EL	2T0050	2T0051	2T0052	2T0053
		DA	2T0050CA	2T0051CA	2T0052CA	2T0053CA
		DD	2T0050DD	2T0051DD	2T0052DD	2T0053DD
	●	EL	2T0054	2T0055	2T0056	2T0057
		DA	2T0054CA	2T0055CA	2T0056CA	2T0057CA
		DD	2T0054DD	2T0055DD	2T0056DD	2T0057DD

## OZ Wall Washer Large

Ra90 | Fixture flux 3000K 2154lm

50x150x69mm



Fixture power	Colours	Driver	2700K	3000K	3500K	4000K
21W	○	EL	2T0058	2T0059	2T0060	2T0061
		DA	2T0058CA	2T0059CA	2T0060CA	2T0061CA
		DD	2T0058DD	2T0059DD	2T0060DD	2T0061DD
	●	EL	2T0062	2T0063	2T0064	2T0065
		DA	2T0062CA	2T0063CA	2T0064CA	2T0065CA
		DD	2T0062DD	2T0063DD	2T0064DD	2T0065DD

- The drivers selected by Targetti make the fixtures "Safe Flicker".

OZ Wall Washer modules are part of the OZ 48V system. Scan the QR code to discover the complete range,



# CCTEvo Downlight 38

CCTEvo Downlight range becomes even wider and more complete with the new CCTEvo Downlight 38. The smallest size of the family is a tool featuring excellent performances and extremely small dimensions. It is ideal for illuminating and characterizing retail, hospitality and residential spaces.







# Coordinated solutions and performances

CCTEVO Downlight 38 features an essential and discreet design maintaining the same family feeling as all the other solutions in the CCTEvo Downlight range that, with the six sizes currently available, results an even more complete and coordinated range of recessed luminaires.

Available in trim and trimless versions and four colour temperatures, it guarantees emissions up to 540lm.



**LED source**  
White LED Ra90



**Colour temperature**  
2700K  
3000K  
3500K  
4000K



**Power Supply**  
Electronic — DALI



**Finishes**



Deep Black



Plaster White



**Versions**



Trim



Trimless



Trim



Trimless



**CCTEvo Downlight Range**



Ø38mm  
CCTEvo Downlight 38



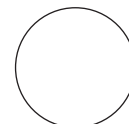
Ø58mm  
CCTEvo Downlight 58




Ø78mm  
CCTEvo Downlight 78



Ø105mm  
CCTEvo Downlight 105



Ø160mm  
CCTEvo Downlight 160

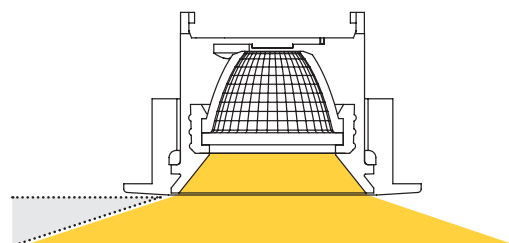
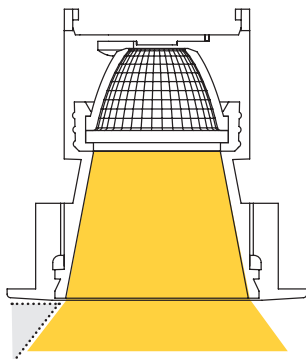


Ø214mm  
CCTEvo Downlight 214

## Optical systems

CCTEvo Downlight 38 is a versatile tool. The smallest of the downlights in the Targetti collection was developed with two different

optical systems to ensure the best performance and maximum visual comfort.



### Cut-off Optic

Cut-off versions feature a deeper optical chamber with the LED source set back from the emission plane for an excellent luminance control. In the two Spot and Flood beams, the cut off versions are ideal for punctual and controlled lighting.



SP  
20°

FL  
29°

### Classic Optic

For ensuring aesthetic continuity with the other sizes in the CCTEvo Downlight range, Classic versions with low optics feature wider beams with Flood and Wide Flood emissions for soft and diffused lighting.



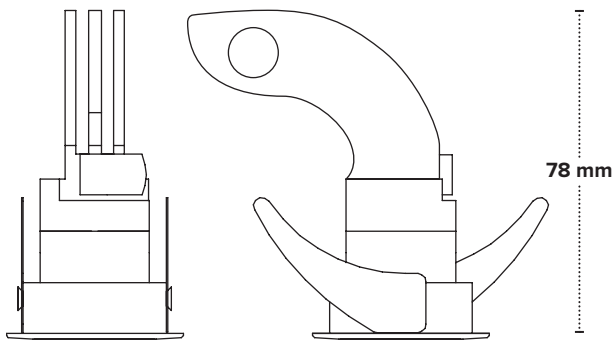
FL  
30°

WFL  
53°

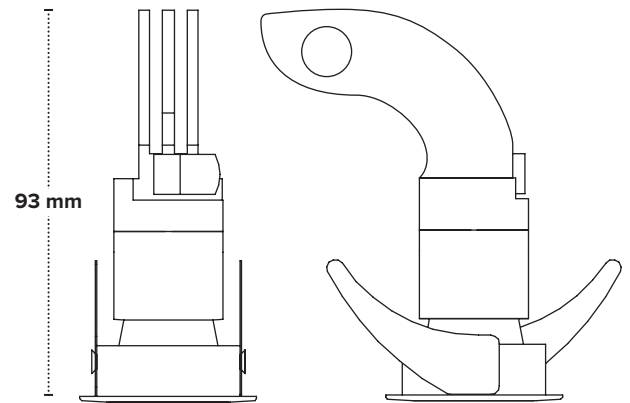
## Small dimensions

The extremely small dimensions and the particular shape of the dissipation element of CCTEvo Downlight 38

guarantee a perfect heat management and optimal performances.



Classic version



Cut-off version

Each luminaire can be powered with a single driver or choose the 4x driver option which can support up to 4 downlights simultaneously

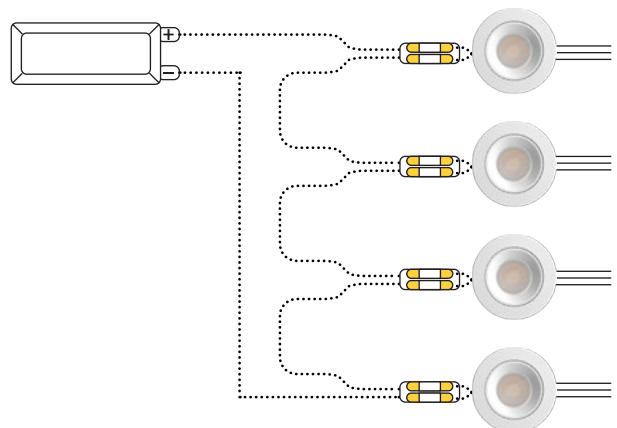
Single configurations: the electronic driver (1T9638EL) can pass through the recess hole of both the Trim and Trimless versions; the DALI driver (1T9638DA) does not go through the recess hole of the Trimless versions.

Multiple configurations: the driver does not go through the fixtures recess hole.

### Single module



### Multiple configuration




## Classic Trim

Ra90 | Fixture flux 3000K from 481lm to 504lm

Ø42x78mm




	Fixture power	Optic	Colour	Current	2700K	3000K	3500K	4000K
	6,3W	FL		500mA	2T0016	2T0017	2T0018	2T0019
				500mA	2T0020	2T0021	2T0022	2T0023
		WFL		500mA	2T0024	2T0025	2T0026	2T0027
				500mA	2T0028	2T0029	2T0030	2T0031

## Classic Trimless

Ra90 | Fixture flux 3000K from 481lm to 504lm

Ø32x78mm




	Fixture power	Optic	Colour	Current	2700K	3000K	3500K	4000K
	6,3W	FL		500mA	2T0016TR	2T0017TR	2T0018TR	2T0019TR
				500mA	2T0020TR	2T0021TR	2T0022TR	2T0023TR
		WFL		500mA	2T0024TR	2T0025TR	2T0026TR	2T0027TR
				500mA	2T0028TR	2T0029TR	2T0030TR	2T0031TR

## Cut-Off Trim

Ra90 | Fixture flux 3000K from 320lm to 374lm

Ø42x93mm




	Fixture power	Optic	Colour	Current	2700K	3000K	3500K	4000K
	6,3W	SP		500mA	2T0032	2T0033	2T0034	2T0035
				500mA	2T0036	2T0037	2T0038	2T0039
		FL		500mA	2T0040	2T0041	2T0042	2T0043
				500mA	2T0044	2T0045	2T0046	2T0047

## Cut-Off Trimless

Ra90 | Fixture flux 3000K from 320lm to 374lm

Ø32x95mm



	Fixture power	Optic	Current	2700K	3000K	3500K	4000K
	6,3W	SP	500mA	2T0036TR	2T0037TR	2T0038TR	2T0039TR
		FL	500mA	2T0044TR	2T0045TR	2T0046TR	2T0047TR

## Related drivers


Product	Driver	Code
DRIVER 500mA   110-240V   Single configuration   158x19x22mm	EL	1T9638EL
DRIVER 500mA   220-240V   Single configuration   146x23x33mm	DA	1T9638DA
DRIVER 500mA   110-240V   Multiple configuration up to 4 fixtures   124x22x79mm	EL	1T9639EL
DRIVER 500mA   110-240V   Multiple configuration up to 4 fixtures   124x22x79mm	DA	1T9639DA

- The drivers selected by Targetti make the fixtures "Safe Flicker".
- Accessory order codes available on [targetti.com](http://targetti.com)



# CCTEvo TUBE

CCTEvo extends its application possibilities by adding to the range the "Tube" versions, the ideal solution when recessed installation is not possible and surface mounting is required to obtain general lighting of offices, common spaces, stairwells and entrance illumination areas.






Available in two diameters, 140mm and 180mm, WFL (UGR) optics and VWFL optics, black and white finishes, same of the recessed versions. All details that allow to design freely while maintaining the same family feeling.


Five different fixing systems allow ceiling, wall, and track installation as well as to combine the light units with each other to obtain direct and indirect light.




All versions are equipped with very high colour rendering LEDs Ra90 and are available in four different colour temperatures: 2700K, 3000K, 3500K, 4000K.



Suspension



Wall



Wall  
Direct / indirect



Ceiling

**On request**




CCTEVO Tube is available on request in all the colours of the “Easy Custom Colours” range. To see the Colours chart, consult page 136 or the website in the Download section.

## 140 UGR

Ra90 | Fixture flux 3000K 1235lm

Ø138x258mm




	Fixture power	Colour	Driver	2700K	3000K	3500K	4000K	
	13W	○	EL	1T9714EL	1T9715EL	1T9716EL	1T9717EL	
			DA	1T9714DA	1T9715DA	1T9716DA	1T9717DA	
			●	EL	1T9722EL	1T9723EL	1T9724EL	1T9725EL
				DA	1T9722DA	1T9723DA	1T9724DA	1T9725DA

## 140 VWFL

Ra90 | Fixture flux 3000K 1435lm

Ø138x258mm



	Fixture power	Colour	Driver	2700K	3000K	3500K	4000K	
	13W	○	EL	1T9718EL	1T9719EL	1T9720EL	1T9721EL	
			DA	1T9718DA	1T9719DA	1T9720DA	1T9721DA	
			●	EL	1T9726EL	1T9727EL	1T9728EL	1T9729EL
				DA	1T9726DA	1T9727DA	1T9728DA	1T9729DA

## Mounting Kit

Kit	Colour	Driver	Code
Ceiling Installation Kit	○		1T9734
	●		1T9735
Suspension Installation Kit - 2000mm	○	EL	1T9736EL
		DA	1T9736DA
	●	EL	1T9737EL
		DA	1T9737DA
Track Installation Kit - Ceiling	○	EL	1T9730EL
		DA	1T9730DA
	●	EL	1T9731EL
		DA	1T9731DA
Track Installation Kit - Suspension 2000mm	○	EL	1T9732EL
		DA	1T9732DA
	●	EL	1T9733EL
		DA	1T9733DA






## 140 Wall Mounted Mono-emission

Ra90 | Fixture flux 3000K 911lm

Ø 138x268mm






	Fixture power	Colour	Driver	2700K	3000K	3500K	4000K
	13W		EL	1T9740EL	1T9741EL	1T9742EL	1T9743EL
			DA	1T9740DA	1T9741DA	1T9742DA	1T9743DA
			EL	1T9744EL	1T9745EL	1T9746EL	1T9747EL
			DA	1T9744DA	1T9745DA	1T9746DA	1T9747DA

## 140 Wall Mounted Bi-emissio

Ra90 | Fixture flux 3000K 1866lm

Ø 138x535mm




	Fixture power	Colour	Driver	2700K	3000K	3500K	4000K
	26W		EL	1T9748EL	1T9749EL	1T9750EL	1T9751EL
			DA	1T9748DA	1T9749DA	1T9750DA	1T9751DA
			EL	1T9752EL	1T9753EL	1T9754EL	1T9755EL
			DA	1T9752DA	1T9753DA	1T9754DA	1T9755DA

## 180 UGR

Ra90 | Fixture flux 3000K 2206lm

Ø182x258mm




	Fixture power	Colour	Driver	2700K	3000K	3500K	4000K
	22W	○	EL	1T9671EL	1T9672EL	1T9673EL	1T9674EL
			DA	1T9671DA	1T9672DA	1T9673DA	1T9674DA
		●	EL	1T9679EL	1T9680EL	1T9681EL	1T9682EL
			DA	1T9679DA	1T9680DA	1T9681DA	1T9682DA

## 180 VWFL

Ra90 | Fixture flux 3000K from 2413lm

Ø182x258mm



	Fixture power	Colour	Driver	2700K	3000K	3500K	4000K
	22W	○	EL	1T9675EL	1T9676EL	1T9677EL	1T9678EL
			DA	1T9675DA	1T9676DA	1T9677DA	1T9678DA
		●	EL	1T9683EL	1T9684EL	1T9685EL	1T9686EL
			DA	1T9683DA	1T9684DA	1T9685DA	1T9686DA

## Mounting Kit




Kit	Colour	Driver	Code
Ceiling Installation Kit	○		1T9691
	●		1T9692
Suspension Installation Kit - 2000mm	○	EL	1T9693EL
		DA	1T9693DA
	●	EL	1T9694EL
		DA	1T9694DA
Track Installation Kit - Ceiling	○	EL	1T9687EL
		DA	1T9687DA
	●	EL	1T9688EL
		DA	1T9688DA
Track Installation Kit - Suspension 2000mm	○	EL	1T9689EL
		DA	1T9689DA
	●	EL	1T9690EL
		DA	1T9690DA

## 180 Wall Mounted Mono-emission

Ra90 | Fixture flux 3000K 1678lm

Ø182x273mm






	Fixture power	Colour	Driver	2700K	3000K	3500K	4000K
	22W		EL	1T9697EL	1T9698EL	1T9699EL	1T9700EL
			DA	1T9697DA	1T9698DA	1T9699DA	1T9700DA
			EL	1T9701EL	1T9702EL	1T9703EL	1T9704EL
			DA	1T9701DA	1T9702DA	1T9703DA	1T9704DA

## 180 Wall Mounted Bi-emission

Ra90 | Fixture flux 3000K from 3421lm

Ø182x546mm



	Fixture power	Colour	Driver	2700K	3000K	3500K	4000K
	44W		EL	1T9705EL	1T9706EL	1T9707EL	1T9708EL
			DA	1T9705DA	1T9706DA	1T9707DA	1T9708DA
			EL	1T9709EL	1T9710EL	1T9711EL	1T9712EL
			DA	1T9709DA	1T9710DA	1T9711DA	1T9712DA

# Easy Custom Colours

Some product ranges in the Indoor and Outdoor collection can have a customised finish upon specific request from lighting designers.


The finishes available can be selected from those in the Targetti Colours range and from more than 170 standard RAL colours.

## **The Targetti Colours Range**

Colours is a colour palette specially designed for lighting designers featuring neutral tones in matt or brilliant finish that allows lighting fixtures to become furnishing elements to all effects with their own precise identity.

## **RAL Colours**

It is possible to request products with a custom finish by choosing from 90 matt colours for the indoor collection and 80 textured colours for outdoor products.



## Targetti Colours range

Colours is a palette with neutral tones in Matt, Brilliant or Texturized finish that allow light fixtures to become actual furnishing elements with their own precise identity.

### Colours | Indoor Collection

---

#### Matt Finishing



**PW**  
Plaster white



**DB**  
Deep black



**SG**  
Sandstone Gray



**FW**  
Florentine White



**BK**  
Brick



**BO**  
Bone

#### Brilliant Finishing



**SI**  
Silver



**GO**  
Gold



**CO**  
Copper



**MZ**  
Gray Aluminum Track

#### Texturized Finishing



**FE**  
Ferrite




**HB**  
Heritage brown

### Colours | Outdoor Collection

---

#### Texturized Finishing



**WT**  
White textured



**BT**  
Black textured



**FE**  
Ferrite grey



**HB**  
Heritage Brown



**BZ**  
Bronze



**SI**  
Silver



**CO**  
Copper

#### Matt Finishing



**SG**  
Sandstone Gray



**FW**  
Florentine White



# RAL colours

RAL Indoor colours have a Matt finish that is coordinated with standard Targetti colours. Choosing RAL codes are a guarantee of total consistency between customer specifications and colour rendering.











































































## RAL Indoor Matt Finishing

							
<b>1003 RAL</b> Signal yellow	<b>1004 RAL</b> Golden yellow	<b>1013 RAL</b> Oyster white	<b>1015 RAL</b> Light ivory	<b>1018 RAL</b> Zinc yellow	<b>1021 RAL</b> Colza yellow	<b>1023 RAL</b> Traffic yellow	<b>1028 RAL</b> Melon yellow
							
<b>2004 RAL</b> Pure orange	<b>2011 RAL</b> Deep orange	<b>3000 RAL</b> Flame red	<b>3001 RAL</b> Signal red	<b>3003 RAL</b> Ruby red	<b>3004 RAL</b> Purple red	<b>3005 RAL</b> Wine red	<b>3011 RAL</b> Brown red
							
<b>3020 RAL</b> Traffic red	<b>5003 RAL</b> Sapphire blue	<b>5005 RAL</b> Signal blue	<b>5010 RAL</b> Gentian blue	<b>5012 RAL</b> Light blue	<b>5015 RAL</b> Sky blue	<b>5017 RAL</b> Traffic blue	<b>6000 RAL</b> Patina green
							
<b>6005 RAL</b> Moss green	<b>6009 RAL</b> Fir green	<b>6011 RAL</b> Reseda green	<b>6018 RAL</b> Yellow green	<b>6021 RAL</b> Pale green	<b>6028 RAL</b> Pine green	<b>7000 RAL</b> Squirrel grey	<b>7001 RAL</b> Silver grey
							
<b>7002 RAL</b> Olive grey	<b>7003 RAL</b> Moss grey	<b>7004 RAL</b> Signal grey	<b>7005 RAL</b> Mouse grey	<b>7006 RAL</b> Beige grey	<b>7010 RAL</b> Tarpaulin grey	<b>7011 RAL</b> Iron grey	<b>7012 RAL</b> Basalt grey
							
<b>7013 RAL</b> Brown grey	<b>7015 RAL</b> Slate grey	<b>7016 RAL</b> Anthracite grey	<b>7021 RAL</b> Black grey	<b>7022 RAL</b> Umbra grey	<b>7023 RAL</b> Concrete grey	<b>7024 RAL</b> Graphite grey	<b>7026 RAL</b> Granite grey
							
<b>7030 RAL</b> Stone grey	<b>7031 RAL</b> Blue grey	<b>7032 RAL</b> Pebble grey	<b>7033 RAL</b> Cement grey	<b>7035 RAL</b> Light grey	<b>7036 RAL</b> Platinum grey	<b>7037 RAL</b> Dusty grey	<b>7038 RAL</b> Agate grey
							
<b>7039 RAL</b> Quartz grey	<b>7040 RAL</b> Window grey	<b>7042 RAL</b> Traffic grey A	<b>7043 RAL</b> Traffic grey B	<b>7044 RAL</b> Silk grey	<b>7045 RAL</b> Telegrey 1	<b>7046 RAL</b> Telegrey 2	<b>7047 RAL</b> Telegrey 4
							
<b>8001 RAL</b> Ochre brown	<b>8002 RAL</b> Signal brown	<b>8003 RAL</b> Clay brown	<b>8004 RAL</b> Copper brown	<b>8007 RAL</b> Fawn brown	<b>8011 RAL</b> Nut brown	<b>8012 RAL</b> Red brown	<b>8014 RAL</b> Sepia brown
							
<b>8015 RAL</b> Chestnut brown	<b>8016 RAL</b> Mahogany brown	<b>8017 RAL</b> Chocolate brown	<b>8019 RAL</b> Grey brown	<b>8022 RAL</b> Black brown	<b>8024 RAL</b> Beige brown	<b>8028 RAL</b> Terra brown	<b>9001 RAL</b> Cream
							
<b>9002 RAL</b> Grey white	<b>9003 RAL</b> Signal white	<b>9004 RAL</b> Signal black	<b>9005 RAL</b> Jet black	<b>9006 RAL</b> White aluminium	<b>9007 RAL</b> Grey aluminium	<b>9010 RAL</b> Pure white	<b>9011 RAL</b> Graphite black
							
<b>9016 RAL</b> Traffic white	<b>9017 RAL</b> Traffic black						

# RAL colours

RAL Outdoor colours have a textured finish that is highly resistant to corrosion, aesthetically pleasing and pleasant to the touch.

## RAL Outdoor Texturized Finishing

							
<b>1001 RAL</b> Beige	<b>1013 RAL</b> Oyster white	<b>1015 RAL</b> Light ivory	<b>1019 RAL</b> Grey beige	<b>6003 RAL</b> Olive green	<b>6005 RAL</b> Moss green	<b>6007 RAL</b> Bottle green	<b>6009 RAL</b> Fir green
							
<b>6012 RAL</b> Black green	<b>6016 RAL</b> Turquoise green	<b>7000 RAL</b> Squirrel grey	<b>7001 RAL</b> Silver grey	<b>7002 RAL</b> Olive grey	<b>7003 RAL</b> Moss grey	<b>7004 RAL</b> Signal grey	<b>7005 RAL</b> Mouse grey
							
<b>7006 RAL</b> Beige grey	<b>7008 RAL</b> Khaki grey	<b>7009 RAL</b> Green grey	<b>7010 RAL</b> Tarpaulin grey	<b>7011 RAL</b> Iron grey	<b>7012 RAL</b> Basalt grey	<b>7013 RAL</b> Brown grey	<b>7015 RAL</b> Slate grey
							
<b>7016 RAL</b> Anthracite grey	<b>7021 RAL</b> Black grey	<b>7022 RAL</b> Umbra grey	<b>7023 RAL</b> Concrete grey	<b>7024 RAL</b> Graphite grey	<b>7026 RAL</b> Granite grey	<b>7030 RAL</b> Stone grey	<b>7031 RAL</b> Blue grey
							
<b>7032 RAL</b> Pebble grey	<b>7033 RAL</b> Cement grey	<b>7034 RAL</b> Yellow grey	<b>7035 RAL</b> Light grey	<b>7036 RAL</b> Platinum grey	<b>7037 RAL</b> Dusty grey	<b>7038 RAL</b> Agate grey	<b>7039 RAL</b> Quartz grey
							
<b>7040 RAL</b> Window grey	<b>7042 RAL</b> Traffic grey A	<b>7043 RAL</b> Traffic grey B	<b>7044 RAL</b> Silk grey	<b>7045 RAL</b> Telegrey 1	<b>7046 RAL</b> Telegrey 2	<b>7047 RAL</b> Telegrey 4	<b>8000 RAL</b> Green brown
							
<b>8001 RAL</b> Ochre brown	<b>8002 RAL</b> Signal brown	<b>8003 RAL</b> Clay brown	<b>8004 RAL</b> Copper brown	<b>8007 RAL</b> Fawn brown	<b>8008 RAL</b> Olive brown	<b>8011 RAL</b> Nut brown	<b>8012 RAL</b> Red brown
							
<b>8014 RAL</b> Sepia brown	<b>8015 RAL</b> Chestnut brown	<b>8016 RAL</b> Mahogany brown	<b>8017 RAL</b> Chocolate brown	<b>8019 RAL</b> Grey brown	<b>8022 RAL</b> Black brown	<b>8023 RAL</b> Orange brown	<b>8024 RAL</b> Beige brown
							
<b>8025 RAL</b> Pale brown	<b>8028 RAL</b> Terra brown	<b>9001 RAL</b> Cream	<b>9002 RAL</b> Grey white	<b>9003 RAL</b> Signal white	<b>9004 RAL</b> Signal black	<b>9005 RAL</b> Jet black	<b>9006 RAL</b> White aluminium
							
<b>9007 RAL</b> Grey aluminium	<b>9010 RAL</b> Pure white	<b>9011 RAL</b> Graphite black	<b>9016 RAL</b> Traffic white	<b>9018 RAL</b> Papyrus white			

For more information contact one of our sales consultants.

[targetti.com/en/contacts](http://targetti.com/en/contacts)

## Requisites and information

All fixtures of the Targetti collection have been designed and produced to comply with European Standard EN60598-1 relative to the safety requisite of light fixtures.



All fixtures comply with the following directives:

- EMC Directive 2014/30/EU
- LV Directive 2014/35/EU
- RoHS Directive 2011/65/EU

## Unless specified otherwise

- all fixtures are supplied without lamps;
- all fixtures are sold separately;
- all measurements are expressed in millimeters;
- all fixtures at low voltage are supplied without transformer;
- For products in Class III performance is only guaranteed using the electronic power supplies and drivers indicated in the catalogue.

## Consorzio ecolight

Targetti Sankey Spa is a member of the Ecolight consortium that was set up in 2004 (D.Lgs. 49/2014) to comply with the provisions of the European Directive that was adopted in Italy as the European Directive 2012/19/EU for WEEE on managing, recovering and treating waste electrical and electronic equipment, used batteries and accumulators in compliance with all applicable legislation.

The colours of the products illustrated are reproduced as faithfully as possible compatibly with the technical limitations of the printed medium. The company reserves the right to make changes to the production without notice. Reproduction of this catalogue or any part of it is prohibited. The products illustrated in this catalogue are covered by one or more Italian or international patents. The company will take legal action against any imitators.



## TARGETTI SANKEY SpA

Certificated ISO 9001 n° 9130. TAR1  
Certificated ISO 14001 n° IT319206







The EneC mark, ISO9001 and ISO14001 certifications and the CE marking all guarantee that the activities carried out internally in the company are governed and controlled by procedures which assure constant level of quality.

Accredited laboratory in accordance with ISO 17025.











## Light beam apertures

from	to	beam	
5°	10°	Narrow Spot	<b>NSP</b>
11°	25°	Spot	<b>SP</b>
26°	40°	Flood	<b>FL</b>
41°	50°	Medium Wide Flood	<b>MWFL</b>
51°	70°	Wide Flood	<b>WFL</b>
71°	120°	Very Wide Flood	<b>VWFL</b>
		Wall Washer	<b>WW</b>
		Narrow Asymmetric	<b>N. ASYM</b>
		Asymmetric	<b>ASYM</b>

## Icons legend

	Class I luminaire in which the protection against electrical shock is guaranteed by the connections of the conductive elements accessible to a protective conductor (earth connection).
	Class II luminaire (double insulation), protected against the accidental contact with parts under tension from the user.
	Class III luminaire, suitable for connection to very low voltage circuits.
	Solid particle and liquid ingress protection degree.
	Protection degree - Recessed part . Protection degree - Exposed part.
	Impact protection degree.

## Particular symbols

	Cable length.
	Walk-over.
	Fixtures that have parameters below the minimum visibility threshold $PstLM \leq 1$ and $SVM \leq 0.4$ (IEC TR 61547-1 and IEC TR 63158).
	LED with Ra__ where not present in the catalogue, available on request.
	Different colour temperatures available on request.
	Custom finish of your choice from the Targetti Colours range and RAL indicated in the colour chart can be downloaded on line from the download section.
	Cataphoresis treatment carried out on request.
	Power supply
	Supplied on request with an integrated or remote 110-277Vac power supply as indicated for the standard model.
	Emergency light module available

### Note

- Please contact us for on request treatments and versions.
- The performances reported on the products refer to the use of the recommended drivers.
- The drivers selected by Targetti make the fixtures "Safe Flicker".



## TARGETTI

### TARGETTI SANKEY S.p.A.

Via Pratese, 164  
50145 Firenze - Italia  
Phone +39 055 3791.1  
Fax +39 055 3791.266  
targetti@targetti.com  
www.targetti.com

### Customer Care

customer@targetti.com

### Customer Service

technical@targetti.com

### Lighting Consulting

project@targetti.com

---

### China

Targetti Lighting (Beijing) Co., Ltd  
Room 921, Unit 3, GUANGHUALU  
SOHO I, No. 22 Guanghua Road,  
Chaoyang District  
Beijing China 100020  
Phone +86 10 65388956  
E-mail: teresa.yan@targetti.cn

---

### France

3F Filippi Targetti France S.A.S.  
2, rue de la Renaissance  
92160 Antony  
Phone +33 (1) 44 29 09 09  
E-mail: contact@targetti.com

---

### India

Targetti India  
Teamwork building, 2nd floor No. 18  
Chinnaswamy Mudaliar Road  
Tasker Town  
560051 Bangalore  
Phone +91 80 41120016  
Mob. +91 81 39870999  
E-mail: p.chaudhary@targetti.com

Other countries [www.targetti.com](http://www.targetti.com)

---

### Italy

Targetti Sankey S.p.A.  
Via Pratese, 164  
Firenze 50145  
Mob. +39 340 3965589  
E-mail: s.galanti@targetti.com

---

### Latin America

Targetti Latin America  
Cra 2 Oeste # 5-262  
Edificio Av. Belalcazar, Apt. 901  
Cali, Colombia  
Mob. +57 3128317174  
E-mail: l.valdrighi@targetti.com

---

### Spain

3F Filippi Targetti Spain S.A.U.  
Avda. de Roma, n°69  
Barcelona 08029  
Phone +34 93 474 61 71  
E-mail: targetti.es@targetti.com

---

### U.A.E.

Targetti Sankey S.p.A. (Branch)  
Office no. 732, Building 6W - A,  
P.O. Box 54744,  
Dubai Airport Free Zone Authority  
(DAFZA)  
Dubai, UAE  
Phone +9714 6091033  
Mob. +971 564429394  
E-mail: m.afsar@targetti.com

---

### U.S.A.

Targetti USA Inc.  
750-A West 17th Street  
Costa Mesa, CA 92627  
Phone +1 714-513-1991  
E-mail: targettiusa@targetti.com

---

### UK

TARGETTI UK Limited  
Opal Business Centre,  
Stone Business Park  
Stone, Staffordshire  
ST15 0SS  
Phone +44 (0) 1785 811222  
Mob. +44 (0) 7557 11555  
E-mail: sales@targetti.co.uk



