

TEC=LED

TIMBER PENDANTS CATALOGUE






# Contents Page



**4 Derwent** → 

**6 Mini Franklin** → 

**4 Hobart** → 

**6 Gordon** → 

**4 Tamar** → 

**6 Plydoppio** → 

**4 Tassie Round** → 

**7 Plydotti** → 

**5 Tassie Flat** → 


**7 Cascade** → 


**5 Mini Tassie Flat** → 

**8 Colour/Stain** → 

**5 Ocean Drift** → 

**9 Top Fixing** → 

**5 Franklin** → 








**9 Suspension Cable** → 

**6 Jumbo Franklin** → 

**10 Timber Pendants Specifications** → 









## DERWENT

 <b>WATTS</b> 9.6W / 14.4W	 <b>MAX LENGTH</b> 2100mm	
 <b>TIMBER TYPE</b> TASMANIAN OAK		
 <b>SIDE DIMENSIONS</b>	 30mm 30mm	

## HOBART

 <b>WATTS</b> 2x14.4W	 <b>MAX LENGTH</b> 2400mm	
 <b>TIMBER TYPE</b> TASMANIAN OAK		
 <b>SIDE DIMENSIONS</b>	 60mm 45mm	

## TAMAR

 <b>WATTS</b> 9.6W / 14.4W	 <b>MAX LENGTH</b> 2400mm	
 <b>TIMBER TYPE</b> TASMANIAN OAK		
 <b>SIDE DIMENSIONS</b>	 Ø43	

## TASSIE ROUND

 <b>WATTS</b> 9.6W / 14.4W	 <b>MAX LENGTH</b> 2400mm	
 <b>TIMBER TYPE</b> TASMANIAN OAK		
 <b>SIDE DIMENSIONS</b>	 Ø43	

## TASSIE FLAT (SQUARED EDGE)

 <p><b>WATTS</b> 9.6W / 14.4W</p>	 <p><b>MAX LENGTH</b> 2100mm</p>	 
 <p><b>TIMBER TYPE</b> TASMANIAN OAK</p> 		
 <p><b>SIDE DIMENSIONS</b></p>  <p>110mm 19mm</p>		

## MINI TASSIE FLAT (SQUARED EDGE)

 <p><b>WATTS</b> 9.6W / 14.4W</p>	 <p><b>MAX LENGTH</b> 2100mm</p>	 
 <p><b>TIMBER TYPE</b> TASMANIAN OAK</p> 		
 <p><b>SIDE DIMENSIONS</b></p>  <p>40mm 19mm</p>		

## OCEAN DRIFT

 <p><b>WATTS</b> 10W</p>	 <p><b>MAX LENGTH</b> 2100mm</p>	 
 <p><b>TIMBER TYPE</b> CHARRED AMERICAN OAK</p> 		
 <p><b>SIDE DIMENSIONS</b></p>  <p>110mm 25mm</p>		

## FRANKLIN

 <p><b>WATTS</b> 9.6W / 14.4W</p>	 <p><b>MAX LENGTH</b> 2100mm</p>	 
 <p><b>TIMBER TYPE</b> TASMANIAN OAK</p> 		
 <p><b>SIDE DIMENSIONS</b></p>  <p>110mm 16mm</p>		

## JUMBO FRANKLIN (ROUNDED EDGES)

 <p><b>WATTS</b> 19.2W</p>	 <p><b>MAX LENGTH</b> 2100mm</p>	 
 <p><b>TIMBER TYPE</b> TASMANIAN OAK</p>		
 <p><b>SIDE DIMENSIONS</b></p>	 <p>15mm 32mm</p>	

## MINI FRANKLIN (ROUNDED EDGES)

 <p><b>WATTS</b> 9.6W / 14.4W</p>	 <p><b>MAX LENGTH</b> 2100mm</p>	 
 <p><b>TIMBER TYPE</b> TASMANIAN OAK</p>		
 <p><b>SIDE DIMENSIONS</b></p>	 <p>40mm 19mm</p>	

## GORDON (ROUNDED EDGES)

 <p><b>WATTS</b> 19.2W</p>	 <p><b>MAX LENGTH</b> 2100mm</p>	 
 <p><b>TIMBER TYPE</b> TASMANIAN OAK</p>		
 <p><b>SIDE DIMENSIONS</b></p>	 <p>50mm 43mm</p>	








## PLYDOPIO

 <p><b>WATTS</b> 19.2W</p>	 <p><b>MAX LENGTH</b> 1800mm</p>	 
 <p><b>TIMBER TYPE</b> GRADE PLYWOOD</p>		
 <p><b>SIDE DIMENSIONS</b></p>	 <p>50mm 110mm</p>	

## PLYDOTTI

 <p><b>WATTS</b> 7W / 12W / 14W</p>	 <p><b>MAX LENGTH</b> 1800mm</p>	 
 <p><b>TIMBER TYPE</b> GRADE PLYWOOD</p>		
 <p><b>SIDE DIMENSIONS</b></p>	 <p>50mm 110mm</p>	

## CASCADE

 <p><b>WATTS</b> 14.4W / 19.2W</p>	 <p><b>MAX LENGTH</b> 2400mm</p>	 
 <p><b>TIMBER TYPE</b> TASMANIAN OAK</p>		
 <p><b>SIDE DIMENSIONS</b></p>	 <p>40mm 75mm</p>	





# COLOUR OPTIONS

## CLEAR



## WALNUT



## BLACK JAPAN



## WHITE





# TOP FIXING

## CEILING BOSS

Ø15 x 33mm



SILVER



BLACK

## COAXIAL CEILING BOSS

Ø21 x 40mm



WHITE



SILVER



BLACK

## CEILING ROSE

Ø50 x 24mm



WHITE



SILVER



BLACK

## RECESSED CEILING ROSE

Ø21 x 40mm



WHITE



SILVER




BLACK

## SUSPENSION CABLE

SILVER

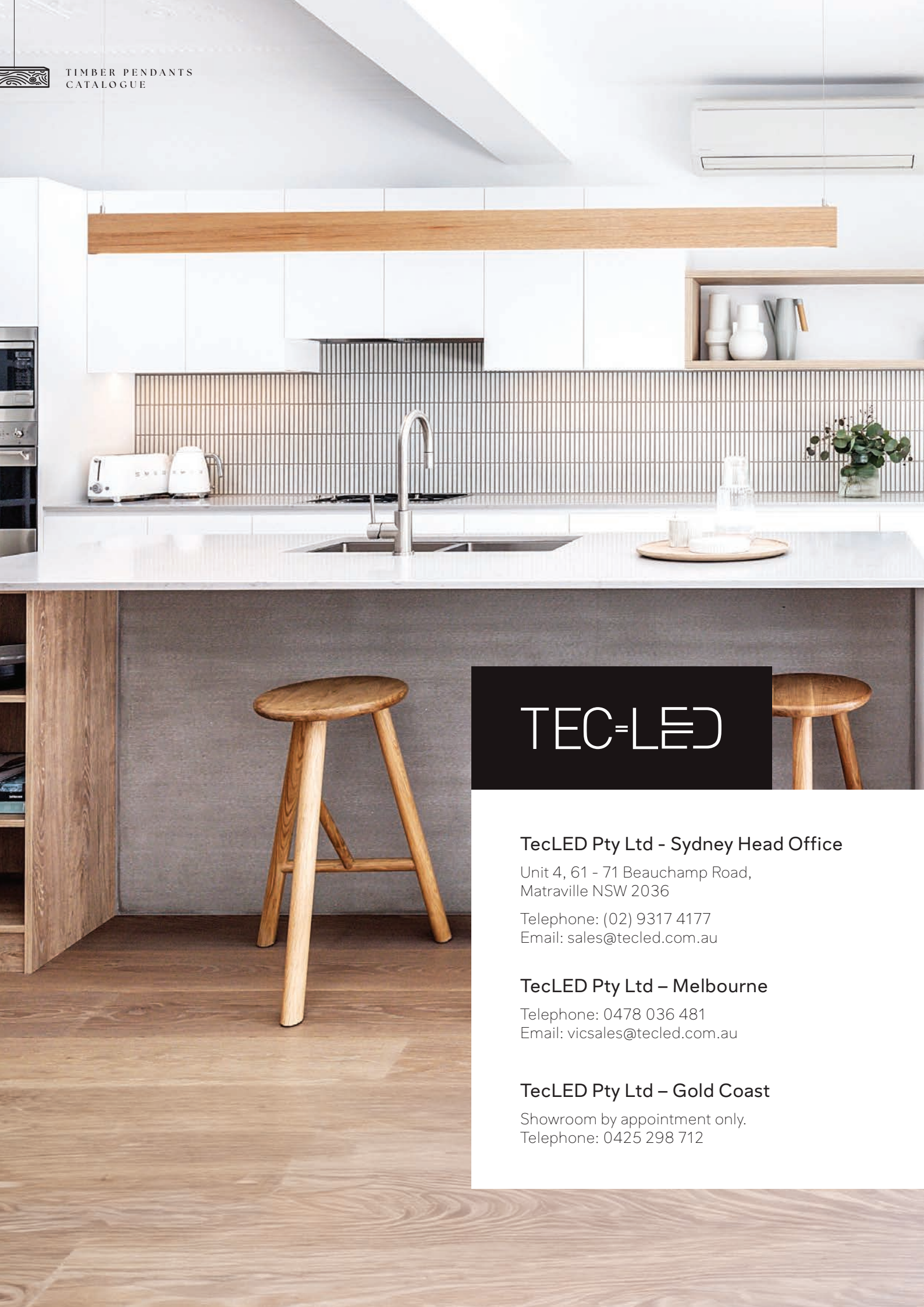
BLACK



# TIMBER PENDANTS SPECIFICATIONS

Code/Name	Colour	Side dimensions	Lengths available	Watts	Lumens p/m	CCT	Voltage	Dimmable	Timber Type	CRI	Cable Length	Cable Colour
PLDERWENT <b>DERWENT</b>	Natural, Walnut, Black Japan, White	30(H) x 30(W) mm	600(L)mm / 900(L)mm / 1200(L)mm / 1800(L)mm / 2100(L)mm	9.6W / 14.4W	720 / 960	2700K, 3000K, 4000K, 6000K	12vDC	Non-Dimmable, Triac, Dali	Tasmanian Oak	>90	1m - 4m	Silver, Black
PLHOBART <b>HOBART</b>	Natural, Walnut, Black Japan, White	60(H) x 45(W) mm	600(L)mm / 900(L)mm / 1200(L)mm / 1800(L)mm / 2100(L)mm / 2400(L)mm	2x14.4W	1920	2700K, 3000K, 4000K, 6000K	24vDC	Non-Dimmable, Triac, Dali	Tasmanian Oak	>90	1m - 4m	Silver, Black
PLTAMAR <b>TAMAR</b>	Natural, Walnut, Black Japan, White	Ø43mm	600(L)mm / 900(L)mm / 1200(L)mm / 1800(L)mm / 2100(L)mm / 2400(L)mm	9.6W / 14.4W	720 / 960	2700K, 3000K, 4000K, 6000K	12vDC	Non-Dimmable, Triac, Dali	Tasmanian Oak	>90	1m - 4m	Silver, Black
PLFRANKLIN <b>FRANKLIN</b>	Natural, Walnut, Black Japan, White	110(H) x 16(W) mm	600(L)mm / 900(L)mm / 1200(L)mm / 1800(L)mm / 2100(L)mm	9.6W / 14.4W	720 / 960	2700K, 3000K, 4000K, 6000K	12vDC	Non-Dimmable, Triac, Dali	Tasmanian Oak	>90	1m - 4m	Silver, Black
PLFRANKJUMB <b>JUMBO FRANKLIN</b>	Natural, Walnut, Black Japan, White	110(H) x 32(W) mm	600(L)mm / 900(L)mm / 1200(L)mm / 1800(L)mm / 2100(L)mm	19.2W	1800	2700K, 3000K, 4000K, 6000K	24vDC	Non-Dimmable, Triac, Dali	Tasmanian Oak	>90	1m - 4m	Silver, Black
PLFRANKMIN <b>MINI FRANKLIN</b>	Natural, Walnut, Black Japan, White	40(H) x 19(W) mm	600(L)mm / 900(L)mm / 1200(L)mm / 1800(L)mm / 2100(L)mm	9.6W / 14.4W	720 / 960	2700K, 3000K, 4000K, 6000K	12vDC	Non-Dimmable, Triac, Dali	Tasmanian Oak	>90	1m - 4m	Silver, Black
PLGORDON <b>GORDON</b>	Natural, Walnut, Black Japan, White	50(H) x 43(W) mm	900(L)mm / 1200(L)mm / 1800(L)mm / 2100(L)mm	19.2W	1800	2700K, 3000K, 4000K, 6000K	24vDC	Non-Dimmable, Triac, Dali	Tasmanian Oak	>90	1m - 4m	Silver, Black
PLTASSIEF <b>TASSIE FLAT</b>	Natural, Walnut, Black Japan, White	110(H) x 16(W) mm	600(L)mm / 900(L)mm / 1200(L)mm / 1800(L)mm / 2100(L)mm	9.6W / 14.4W	720 / 960	2700K, 3000K, 4000K, 6000K	12vDC	Non-Dimmable, Triac, Dali	Tasmanian Oak	>90	1m - 4m	Silver, Black
PLTASSIER <b>TASSIE ROUND</b>	Natural, Walnut, Black Japan, White	Ø43mm	600(L)mm / 900(L)mm / 1200(L)mm / 1800(L)mm / 2100(L)mm / 2400(L)mm	9.6W / 14.4W	720 / 960	2700K, 3000K, 4000K, 6000K	12vDC	Non-Dimmable, Triac, Dali	Tasmanian Oak	>90	1m - 4m	Silver, Black
PLTASSMINI <b>MINI TASSIE FLAT</b>	Natural, Walnut, Black Japan, White	40(H) x 19(W) mm	600(L)mm / 900(L)mm / 1200(L)mm / 1800(L)mm / 2100(L)mm	9.6W / 14.4W	720 / 960	2700K, 3000K, 4000K, 6000K	12vDC	Non-Dimmable, Triac, Dali	Tasmanian Oak	>90	1m - 4m	Silver, Black
PLOCEAND <b>OCEAN DRIFT</b>	Natural, Walnut, Black Japan, White	100(H) x 25(W)mm	1200(L)mm / 1800(L)mm / 2100(L)mm	10W	450	2700K, 3000K, 4000K	24vDC	Non-Dimmable, Triac, Dali	Charred American Oak	>90	1m - 4m	Silver, Black
PLYDOPIO <b>PLYDOPIO</b>	Natural	50(H) x 110(W)mm	900(L)mm / 1200(L)mm / 1800(L)mm	19.2W	1800	2700K, 3000K, 4000K, 6000K	24vDC	Non-Dimmable, Triac, Dali	Grade Plywood	>90	1m - 4m	Silver, Black
PLYDOTTI <b>PLYDOTTI</b>	Natural	50(H) x 110(W)mm	900(L)mm / 1200(L)mm / 1800(L)mm	7W / 12W / 14W	540	2700K, 3000K, 4000K	350mA	Non-Dimmable, Triac, Dali	Grade Plywood	>90	1m - 4m	Silver, Black
PLCASCADE <b>CASCADE</b>	Natural, Walnut, Black Japan, White	40(H) x 75(W) mm	1800(L)mm / 2100(L)mm / 2400(L)mm	14.4W / 19.2W	960 / 1800	2700K, 3000K, 4000K, 6000K	24vDC	Non-Dimmable, Triac, Dali	Tasmanian Oak	>90	1m - 4m	Silver, Black





# TEC=LED

## **TecLED Pty Ltd - Sydney Head Office**

Unit 4, 61 - 71 Beauchamp Road,  
Matraville NSW 2036

Telephone: (02) 9317 4177

Email: [sales@teclcd.com.au](mailto:sales@teclcd.com.au)

## **TecLED Pty Ltd – Melbourne**

Telephone: 0478 036 481

Email: [vic-sales@teclcd.com.au](mailto:vic-sales@teclcd.com.au)

## **TecLED Pty Ltd – Gold Coast**

Showroom by appointment only.

Telephone: 0425 298 712