

Open up to a world of possibilities...

# Vantage<sup>®</sup>

## Windows & Doors



**The right windows and doors  
can transform your home into an oasis.**





WINDOWS SGA  
ARCHITECT Harley Graham Architects  
PHOTO Andy MacPherson

# Welcome to Vantage<sup>®</sup>

01

The benefits of natural ventilation and light are proven to deliver increased visual appeal, liveability and occupant health and wellbeing to any home.

Australian designed and made, Vantage offers beautiful, high-quality windows and doors that seamlessly connect you to the outdoors while protecting you from climate extremes and offering superlative energy efficiency.

The right solution is the one that's right for your home and we've been getting it right in Australian homes for more than 20 years.

So talk to us about your vision – we'll make it happen.

## Contents.

Getting Started	02
Energy Ratings	04
Why Vantage?	07
Choose Your Style	08
ComfortEDGE™	10
Windows	12
Doors	30
Hardware	40
Complementary Products	46
Testing & Certification Compliance	52
Typical Configurations	54
Colours & Finishes	56
Glass Selection	60
Inspiration & Case Studies	62
The Vantage Network	68

# Getting Started

## 1 First Steps

Consider how you are going to live in your home.

What is the landscape and environment like where you live?

Is natural light important? What about control over your ventilation?

Speak to your builder, designer or architect to understand any building codes specific to your project e.g. *Bushfire Zones, Energy Requirements, Child Safety, Cyclone Areas.*

## 2 Vision Board

Create a pin board of inspirational ideas or things you want to consider in your designs:

- Living spaces
- Colours
- Design styles
- Textures

## 3 Product Selection

Look through our product range and decide what type of window or door will best suit your needs. e.g. *Sliding or French doors? Fixed or awning windows?*

Consider your design requirements from step 1, pin board inspirations and design style in your product choice.

## 4 Colours & Finishes

A wide range of colour and finish options are available to complement the look of your home. Be sure to consider how it looks from the inside too.

Do you need dual colour framing options? Vantage offers dual colour selection, ideal where internal and external colour palettes may differ.

Consider your environment and the finish you might require. Are you near the coast? Do you desire a particular colour scheme? Powder coating offers more colour choice, while anodised finishes will beautifully emphasise the natural look of your frames.

## 5 Hardware

A handle is not just a lever! Think of it as jewellery for your home.

Do you want a subtle look or a statement piece? Contemporary or classic?

Hardware should be chosen to suit the requirements of your new window or door. Consider functionality, security, environment and aesthetic appeal.

## 6 Glass

The right glass can enhance the way your home looks and feels. Consider your requirements. It can add warmth to your home, enhance thermal efficiency, improve acoustic performance in busy areas and security and safety where you need it.

## 7 Ask an Expert

You're almost there! Now you know your style and what you think will work well in your project.

Speak to an expert to make sure you have the right finishes for your environment and the best advice that will ensure you're satisfied for years to come.

Visit [vantagewindows.com.au](http://vantagewindows.com.au) or speak to your local fabricator today.

# Energy Ratings & Windows



# Energy Efficiency

The right windows and doors make a huge difference to your home's comfort and energy efficiency.

High performing windows and doors can make heating or cooling your home simpler and more cost effective, saving money on expensive electricity and gas. Vantage windows and doors are WERS-rated and tested to make choosing the right product as simple as possible for both comfort and performance in any environment.

## Windows & Home Design

Giving attention to the selection and placement of windows and doors within your home will help you achieve excellent thermal outcomes through the use of passive design principles. Your home's orientation, insulation, shading, window selection and placement are important considerations in achieving the best possible efficiency and performance for your home.

---

## Correct Installation and Placement

To get the most energy efficiency from your windows and doors, it's important that they are installed by a qualified professional, and located in the best place to take advantage of natural cross ventilation, light and solar heat gain in both summer and winter.

## WERS rated

WERS is the Window Energy Rating Scheme for windows and doors in Australia. It uses a 10-star system to rate the annual energy impact on a home, based on its U value and Solar Heat Gain Coefficient (SHGC). The more stars, the better.



### U values

U values are the measure of how much heat is transferred through a window or door. The lower the U value the more efficient it is at keeping the heat or cold out.

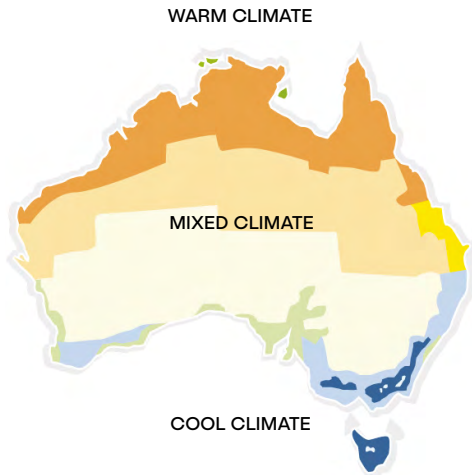
### Solar Heat Gain Coefficient (SHGC)

SHGC measures how much solar radiation passes through a window or door. In a cool climate, a high SHGC will allow more solar heat to enter your home.

# What Climate Are You In?

Did you know there are eight different climate zones in Australia as identified in the National Construction Code (NCC)?

Matching your windows and doors to your climate zone allows you to achieve the highest energy efficiency in your window and door selection.



## Warm Climate

CLIMATE ZONES 1, 2 AND 3.

It's usually warm and artificial cooling can expend a lot of energy if you are regularly cooling your home. The aim is to minimise the need for air-conditioning and reduce your energy usage. Look for products with a low SHGC and low U value. You might also like to consider windows with large openable areas for cross flow ventilation.

**SUITABLE GLASS INCLUDES:** tinted, high-performance tinted, tinted Low-E, and tinted IGU Low-E.

## Mixed Climate

CLIMATE ZONES 4 AND 5.

Outside air temperature varies significantly throughout the year. The goal is to keep heat out in summer and allow as much in as possible during winter. Look for products with a medium SHGC and low U value. You might also like to consider season-specific shading and windows with large openable areas for cross flow ventilation.

**SUITABLE GLASS INCLUDES:** tinted, tinted + clear Low-E, tinted + clear IGU, and tinted + clear Low-E IGU.

## Cool Climate

CLIMATE ZONES 6, 7 AND 8.

It's usually cool and artificial heating can expend a lot of energy if you regularly heat your home. The goal is to keep heat within the home and maximise solar energy input in cooler months. Look for products with a high SHGC and low U value, consider season-specific shading on windows.

**SUITABLE GLASS INCLUDES:** clear Low-E, clear IGU, and clear Low-E IGU.



# Why Choose Vantage Windows and Doors?

Australian designed to deliver superior performance for the varied climates and environments around the country, Vantage windows and doors offer enormous flexibility in design.



## 100% Australian Made

Designed, extruded and assembled locally, Vantage windows and doors are 100% Australian. Manufactured for you by local craftspeople from our nationwide network of manufacturers.



## No such thing as standard

There is no such thing as standard when selecting Vantage windows and doors, all our products are custom made to your exact requirements so you get the best possible solution for your project.



## Big Bold Panels

Vantage windows and doors can be made big! Taller and wider than many others on the market, perfect to frame a special view, let the outdoors in and maximise natural light.



## Contemporary Designs

Vantage window and doors incorporate sleek, contemporary aluminium frames and are available in a wide range of stylish colours and finishes to complement your internal and external colour schemes.

# Choose Your Style

Vantage offers four dedicated product ranges. To keep it simple, each style is colour coded for you to select the perfect windows and doors for your taste.

## Residential Series

## Residential Series HP

## ComfortEDGE™

## Designer Series



Designed specifically for affordability and interior comfort in Australian conditions, Vantage Residential consists of a 50mm frame offering high water resistance, low air infiltration and is tested for compliance with all relevant Australian Standards for performance and strength.

Vantage Residential High Performance (HP) utilises a wider 75mm framing system enabling larger heights and spans to be achieved.

Essential to any home today is insulation, comfort, energy efficiency and affordability.

The Vantage ComfortEDGE™ range has been designed to meet all of these requirements. Using patented technology, ComfortEDGE™ is double glazed and embedded within the frame, minimising heat transfer in and out of your home. The embedded technology also provides a stunning, modern and minimalist aesthetic.

You're unique and your home should reflect that! The Vantage Designer Range of windows and doors are architecturally styled, high performance window and door systems featuring a 102mm frame and bold sash design to give a clean, striking aesthetic.

These systems are designed to offer superior performance characteristics ideal for high-end residential applications.

## Available Systems

### Residential Series

- 504** Residential Sliding Window  
*Double Sash Design*
- 506** Residential Sliding Window (WA Only)
- 514** Residential Double Hung Window
- 516** Residential Awning Window (50mm frame)
- 517** Residential Awning Window (102mm frame)
- 541** Residential Sliding Door
- 542** DStacker™ Sliding Door
- 549** Entry Door

### Residential Series HP (High Performance)

- 752** Residential Series HP Sliding Window
- 756** Residential Series HP Awning Window
- 758** Residential Series HP Sliding Door

### ComfortEDGE™ Series

- 753** ComfortEDGE™ Sliding Window
- 755** ComfortEDGE™ Awning Window
- 759** ComfortEDGE™ Sliding Door


### Designer Series

- 525** LouvreMASTER™ Adjustable Window
- 546** Bi-fold Window
- 548** High Performance Bi-fold Door
- 548** High Performance Hinged Door
- 601** MAGNUM™ Sliding Window  
*Beaded Fixed Light*
- 602** MAGNUM™ Sliding Window  
*Double Sash Design*
- 613** MAGNUM™ Double Hung Window
- 614** ClearVENT™ Sashless Double Hung Window
- 616** MAGNUM™ Awning & Casement Window
- 618** MAGNUM™ Sliding Door

### Designer Series ThermalHEART™

- 726** ThermalHEART Awning Window
- 729** ThermalHEART Hinged Door
- 730** ThermalHEART Bi-fold Door
- 731** ThermalHEART Sliding Door

## Designer Series ThermalHEART™



Vantage's luxury range of windows and doors offers the perfect combination of stunning aesthetics and energy efficiency, designed to reduce condensation build-up and occupant power bills.

It couples the Designer Series styling and quality with the benefit of up to 33% increased thermal efficiency over standard double glazed windows and doors.

ThermalHEART framing provides the added flexibility of dual colour finish options, allowing you to adapt to different indoor and outdoor colour schemes.

# Give your home the ComfortEDGE™

Compliance requirements for building homes have changed and become more stringent. This is a good thing. It means homes will be better built. You don't want your home to feel like a hot-box in summer or freezing cold in winter.

ComfortEDGE™ is a double glazed system using embedded technology to minimise exposed aluminium. This increases its strength and durability, making it ideal for our Australian environment.

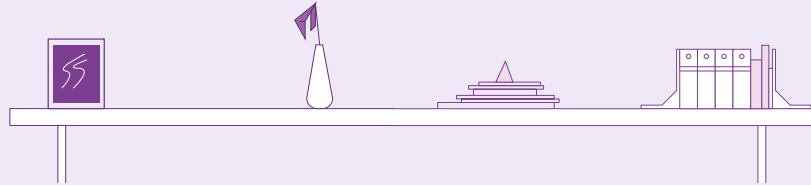

## Standard Frame

*More exposed metal leads to more heat transferred*



## ComfortEDGE™

### Embedded Technology



## The benefits of ComfortEDGE™

Due to its unique and patented design, ComfortEDGE™ minimises heat transfer coming in and out of your home. This increases insulation, making it more comfortable all year round. By insulating your windows and doors it ensures your building envelope is protected

with no weak spots. Ideal for improved energy efficiency also. Aside from performance, the embedded frame creates the illusion of space and a seamless connection between the outdoors and in. A stunning minimalist and modern aesthetic.

**ComfortEDGE™** revolutionary in performance, styling and affordability!



## ← Awning windows

11

ComfortEDGE™ framing hides the perimeter aluminium frame delivering uninterrupted sight lines to frame your view.

## Sliding windows

Embedded perimeter frames deliver a minimalist aesthetic for a modern look and outstanding energy efficiency for superior comfort.



## Sliding doors ↑

Less is truly more. Embedding the perimeter frame reduces heat transfer, improving occupant comfort and delivers a modern, minimalist finish to your home. You can even integrate flyscreens.



# Vantage Windows

A photograph of a dining area featuring a dark wood table and a wicker chair. Large windows in the background offer a view of the ocean and a distant coastline under a clear blue sky. The text 'Vantage Windows' is overlaid in large, bold, red letters on the right side of the image.

Beautiful, high-quality Vantage windows are locally designed and manufactured with the Australian climate in mind. They're built to last, with contemporary designs engineered and tested to comply to Australian standards, Vantage offers premium customisation to suit any home.

Vantage fabricators will deliver high performance windows and doors that can be made big, bold and beautiful to maximise natural light, fresh air and views, making your home more comfortable and liveable for years to come.

WINDOWS Hanlon Windows Australia  
ARCHITECT BHI Architects  
BUILDER Alcan Constructions

# Awning Windows

Fixed or opening, awning windows are a winner. Keep them open for great ventilation while staying protected from showers or close them tight against the elements. Awning windows are an excellent choice for achieving sound reduction and energy efficiency.

Integrate flyscreens, electric chain winders and rain sensors that automatically close the window.

Using custom hardware for extra wide openings allows Vantage awning windows to be used in very tall or very wide spans.

## AVAILABLE AS:

Residential Series

ComfortEDGE™

Designer Series

Designer Series  
ThermalHEART™







WINDOWS DLG ARCHITECT De Aelier Architects PHOTO Simon Dallinger



WINDOWS Architectural Aluminium ARCHITECT BHI Architects PHOTO Andrew Warn

# Casement Windows

Casement windows deliver the ultimate in style and flexibility. Appealing in almost any application, they're perfect for letting in fresh air, providing simple and convenient access for cleaning and improving your home's ventilation.

Their stunning looks work beautifully with the stylish wedgeless handles from the MIRO™ and ICON™ hardware range.

For extra tall casement windows and casements requiring screening, ask us about Truth™ hardware, available with our Designer Series.

## AVAILABLE AS:

Residential Series

Designer Series

Designer Series  
ThermalHEART™





WINDOWS Taylors Window Supplies  
ARCHITECT Andrew Verri  
PHOTO Geoff Comfort

# Sliding Windows

Fall in love with the smooth lines and unobtrusive beauty of our stunning sliding windows.

Choose from single or double opening panels and double glazing options to minimise the transfer of heat and cold.

Compatible with flyscreens to keep out the creepy crawlies.



PHOTO Courtesy of Midcity Windows

## AVAILABLE AS:

Residential Series

ComfortEDGE™

Designer Series

Designer Series  
ThermalHEART™





WINDOWS Lifestyle Windows  
PHOTO Courtesy of  
David Reid Homes



WINDOWS R&R Glass & Aluminium ARCHITECT Kieron Galt Architects PHOTO Christopher Frederick Jones

# Double Hung Windows

For a touch of elegance, you can't go past the Vantage range of double hung windows. With no unsightly external protrusions, they offer fantastic ventilation for your home with a classy heritage feel.

The unique styling of the Magnum™ range of Vantage windows matches traditional timber windows, making them an ideal choice for period home renovations.

Easily accessible from inside the home, double hung windows are easy to clean both inside and out.

AVAILABLE AS:

Residential Series

Designer Series





# Bi-fold Windows

A favourite due to their versatility. Open wide to desirable views and fresh air and feel truly connected with the outdoors.

The reliable bottom rollers ensure your Vantage bi-fold windows perform smoothly and effortlessly for years to come.

AVAILABLE AS:

Designer Series



PHOTO Courtesy of Midcity Windows





ARCHITECT Scott Carpenter WINDOWS Window Makers PHOTO SRH



WINDOWS Midcity Windows PHOTO Tanya Niwa

# Sashless Windows

The ClearVENT™ sashless window is designed for luxury. Frameless design delivers purely unobstructed views.

Flyscreens that can be easily attached without the need for rivets or turnbuckles maintain the clean finish on the facade.

AVAILABLE AS:

Designer Series





WINDOWS AVS Windows  
ARCHITECT Bourne Blue Architect  
PHOTO Simon Whitebread

# Louvre Windows

The Vantage adjustable louvre system is made to suit any taste or style.

Maximise airflow with open louvres or regulate the airflow by adjusting all, or a bank of blades as required. This stunning range is ideal for breezeways or cooling your home on those balmy summer days.

Vantage louvres can be fitted with handy flyscreens.

AVAILABLE AS:

Designer Series





ARCHITECT Kieron Gait Architects  
WINDOWS R&R Glass and Aluminium  
PHOTO Arthur Terrace

WINDOWS Hanlon Windows Australia  
ARCHITECT BHI Architects  
BUILDER Alcan Constructions  
PHOTO Courtesy of Hanlon Windows

# Custom Windows

Your home is a reflection of who you are. Let your vision and imagination dictate your style. Whether you want curved, raked or any other shaped window, no job is too big or too small for our Australia-wide fabricator network.




PHOTO Courtesy of Impact Aluminium Windows & Doors



PHOTO Courtesy of Impact Aluminium Windows & Doors



WINDOWS Avista Windows PHOTO 4wallsmedia



WINDOWS Great Lakes Windows  
ARCHITECT Justin Noxon, Noxon Giffen  
PHOTO Katherine Lu



# Vantage Doors



Vantage aluminium doors are an excellent choice for your home or building project. Custom made to suit your individual project requirements, there is no such thing as standard!

Our doors can be made big and bold. Strong aluminium profiles allow you to achieve fantastic panel sizes, maximising views and creating excellent connection to the great outdoors.

Choose from sliding, stacking, hinged or French and bi-fold door systems.

# Sliding Doors

Sliding doors are versatile, practical, and effective when it comes to ventilation and making the absolute most of your views. They also offer great strength and security and our high-performance rollers deliver an effortless sliding function.

Choose two, three or four panel stacking systems, cavity sliding doors that tuck away neatly, or corner sliding doors that meet at a 90-degree junction without a corner post.

## AVAILABLE AS:

Residential Series

ComfortEDGE™

Designer Series


Designer Series  
ThermalHEART™



WINDOWS Talum Windows BUILDING DESIGNER Ashley Beaumont PHOTO SRH



WINDOWS Hanlon Windows ARCHITECT Tina Tziallas, Tziallas Omeara Architecture Studio PHOTO Tom Ferguson



WINDOWS Glass Supplies ARCHITECT Philip Dingemanse PHOTO Peter Hyatt



WINDOWS Great Lakes Windows ARCHITECT Justin Noxon, Noxon Giffen PHOTO Katherine Lu



WINDOWS Architectural Aluminium ARCHITECT BHI Architects PHOTO Andrew Warn Photography

# Hinged Doors

The Vantage range of hinged doors are ideal in any situation, from front doors to utility doors in existing, new or custom projects.

Aluminium hinged doors look stylish and modern and maximise natural light and views. Configure as single or double doors to create your dream entrance.

Clever sill drainage and backing seals, tested to comply with Australian standards, make this range perfect in any weather and ensures no water comes in.


If security is your priority, Vantage hinged doors are available with lever compression locking when used in conjunction with our exclusive ICON™, MIRO™ and ANDO™ hardware. A lifting movement of the handle activates locking rods at the top and bottom of the door to maximise strength.

## AVAILABLE AS:

Residential Series

Designer Series

Designer Series  
ThermalHEART™





# French Doors

The Vantage French door system is a masterpiece of design. These elegant doors include wide top and bottom rails and optional colonial glazing bars for that true French door style.

Easily accepting double glazing, Vantage French doors offer a classic and elegant appearance combined with superior weather protection to create an impressive entry for any home.

## AVAILABLE AS:

Residential Series

Designer Series

Designer Series  
ThermalHEART™





# Bi-fold Doors

Smooth operation and superb design are the hallmarks of the Vantage bi-fold door system.

Vantage bi-folds have a reliable bottom-mounted roller system for quality performance. For larger glass panels, heavy-duty quad rollers ensure even the heaviest of panels operate with ease.

Our gorgeous bi-fold doors are available to a maximum panel height of 2.6m. However, if you want to go up to three metres, let us know. Our Commercial range might be just the solution you're looking for.

## AVAILABLE AS:

Designer Series

Designer Series  
ThermalHEART™







WINDOWS Superior Windows PHOTO Courtesy of Superior Windows



WINDOWS Scope Windows ARCHITECT Warren & Janette Brokenborough PHOTO Courtesy of Scope Windows





# Beautiful Hardware

Hardware combines form and function to transform your house into a home and perfectly reflect who you are. In fact, it's a defining feature! Check out our unique range of hardware, purpose-designed to complement the performance and styling of Vantage window and door systems.



Designed to perfectly complement the Vantage range, ANDO™ hardware brings a fresh and sleek look to your home's windows and doors.

Available in a wide variety of powder coat finishes with a selection of products available in 316-grade stainless steel, ANDO™ hardware provides consistency throughout your home.

**Note:** Images are not to scale.



SLIDING DOOR  
HANDLE  
(SS)



TWIN POINT  
SLIDING DOOR  
LOCK



SLIMLINE  
SLIDING DOOR  
LOCK



SINGLE POINT  
SLIDING DOOR  
LOCK



HINGED DOOR  
LOCK  
(SS)



MORTICE LOCK



MANUAL CHAIN WINDER



DOUBLE HUNG LOCK



SLIDING  
WINDOW LOCK



BI-FOLD  
OPERATOR  
(SS)



EXTRUDED PULL  
HANDLE

## Key

(SS)

Available as  
316-grade stainless steel  
or with powder coat finish

(SS ONLY)

Only available as  
316-grade stainless steel.



ICON™ is a fully integrated range of 316-grade stainless steel hardware. It offers outstanding durability and is suitable for all environments.

The range incorporates a square-edge and rectilinear look to complement the lines of our Designer Series windows and doors.

Note: Images are not to scale.



SLIDING DOOR  
HANDLE (600MM)



SLIDING DOOR  
HANDLE (300MM)



LEVER HANDLE



SLIDING DOOR  
FLUSH PULL



SLIDING WINDOW  
LOCK



BI-FOLD  
OPERATOR



CASEMENT LATCH



MIRO™ is a stunning blend of contemporary design and function. It offers a unified look for your home across our range of aluminium windows and doors.

The ergonomic design of the MIRO™ range ensures easy use by young and old.

Selected products within the MIRO™ hardware range are designed to meet Disability Access Compliance and Liveable Housing Guidelines, making them an excellent choice for both residential and commercial applications.

Available in a matt black, white and silver, textured finish featuring AWS Enduratec™ technology. MIRO™ hardware is designed to withstand harsh environmental conditions throughout Australia.

Note: Images are not to scale.



BI-FOLD  
OPERATOR




SLIDING DOOR  
HANDLE \*



HINGED DOOR  
LOCK \*



SINGLE POINT  
SLIDING DOOR LOCK



SINGLE  
CHAIN WINDER



TWIN  
CHAIN WINDER

Products marked with a \* are Liveable Housing Compliant

## Adaptek™ Keying Solution

MIRO™ Sliding Door Locks incorporate a true one key system with the Adaptek™ keying solution, providing compatibility with Whitco, Gainsborough and Onyx keying systems delivering simplicity to home owners and adaptability in the event of locking system replacements.

The MIRO™ Chain winder is also available with an optional Special Access Lever handle.



This improves operability for those with reduced dexterity and to meet compliance with AS1428: 2009 Section 13.5 (Disability Access) and Liveable Housing Guidelines.

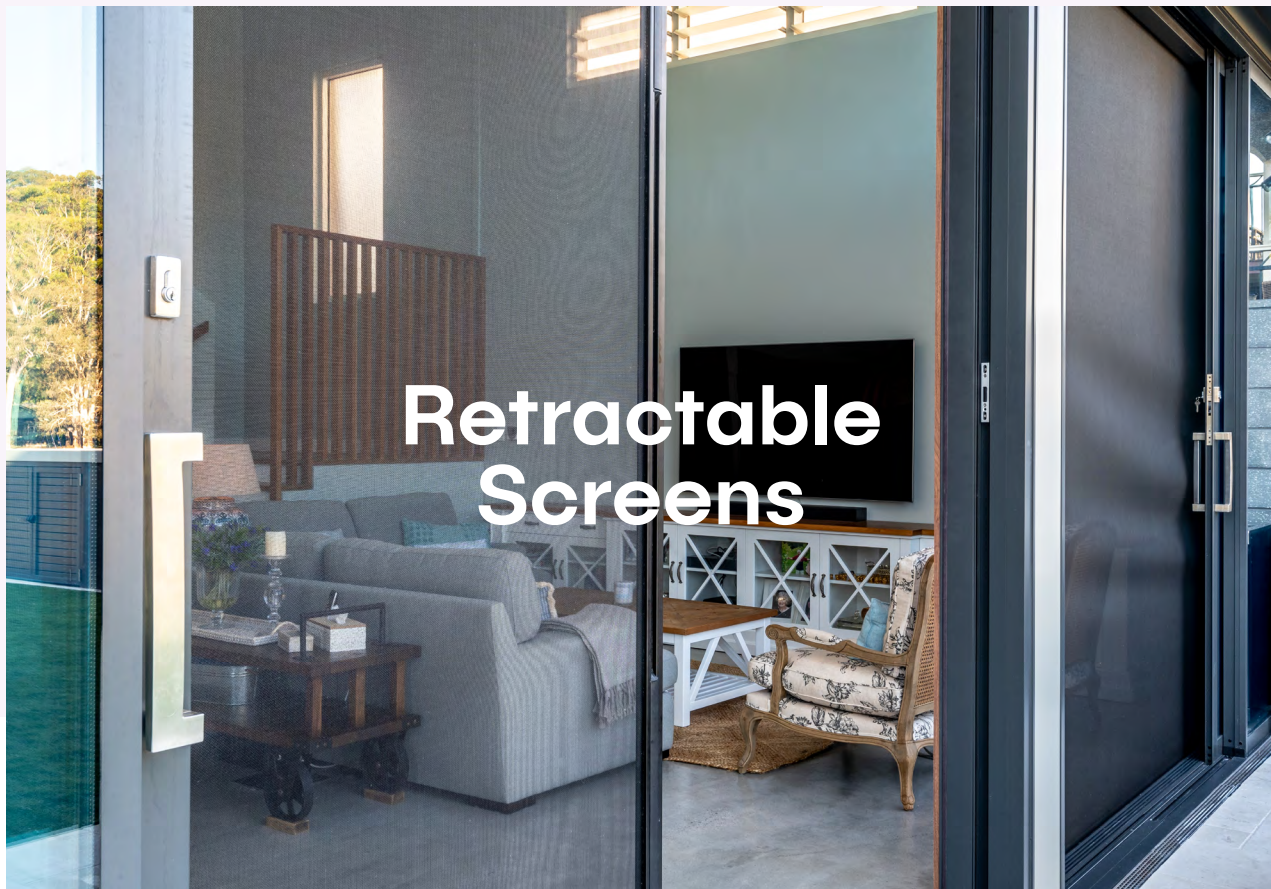




# A Great Range of Additional Features







WINDOWS Abbey Aluminium

The Eco-Screen™ from Centor® Architectural is a revolutionary product providing eco-friendly retractable insect and solar screening with fingertip operation.

Delivering complete control of your living environment, Centor® Screens can be installed in single or bi-parting configurations. It also retracts horizontally and discreetly into its frame when not in use – the perfect solution for those who refuse to compromise on style.

Single units will span openings of up to 4.7m wide and are available as insect screens, sun control fabrics or combination units. For openings wider than 4.5m and up to 9.2m, a bi-parting system is used.

This innovative screening system can be used in conjunction with Vantage bi-fold and sliding doors.



# FlowTHRU™

Drainage for beautiful  
flush thresholds.

A flush threshold offers a seamless transition between living spaces, ensures easy accessibility and minimises the risk of trips and falls. When you choose a flush threshold, it is essential that drainage is considered, particularly if the doorway is likely to be exposed to the weather. Failure to do so can cause leakage and potential damage to internal floor surfaces.

The FlowTHRU™ drain is the answer.

## Why FlowTHRU™?

FlowTHRU™ is the only fully tested threshold drain for use with Vantage doors, designed and tested to perform in the harshest of environments.

### **Stainless steel design for maximum durability.**

Manufactured from 316-grade stainless steel, the drainage trough is built to last and corrosion-resistant. There's also a removable grate insert for easy cleaning and maintenance.

### **Convenient anti-slip grate.**

The anti-slip grate reduces the risk of slips, trips and falls, and is compliant with Australian and international standards for pedestrian, wheelchair, and cane use. It incorporates a maximum slot width of 6mm to prevent small heels from becoming trapped.

# AWS Trickle Vent

How do you improve indoor air quality while enjoying all the great things like thermal comfort that come with a well-sealed home?

Trickle ventilation is the answer.



## What is trickle ventilation?

A trickle vent is a very small opening in a window or door system that allows fresh air into a building, even when windows or doors are closed. Trickle ventilation is low-cost and requires little maintenance, plus it's the perfect solution if your existing windows don't open very wide (or at all), or a building is locked up for long periods of time, e.g. a holiday home.



## AWS Trickle Vent is a game changer!

Installing trickle ventilation in your home doesn't have to be hard. The AWS Trickle Vent is a state-of-the-art system that integrates a trickle vent into windows and doors with ease. Once installed, it quietly goes about its job. It doesn't need power (electrical or otherwise) and there's no need for you to remember to open and close it.

The AWS Trickle Vent provides fresh air whether a room is occupied or not, making it ideal for apartment blocks, multi-storey houses where high windows put kiddies at risk from a fall, holiday homes – the list goes on.

### Stand-out features

- Helps keep you warm by automatically closing when the outside temperature drops to 12°C.
- Automatically opens transitionally between 12°C and 18°C. The trickle vent is fully open when the outside temperature gets to 18°C.
- Can be fitted with an acoustic dampener to minimise noise.
- Keeps pollutants in your home to a minimum.
- Helps to reduce condensation on your windows and doors.
- Improves your indoor air quality for healthier living spaces.

# Solutions for Every Application

AWS is committed to offering you solutions which not only provide light and ventilation, but help to create unique and safe living spaces protected from harsh environmental elements.

All Vantage aluminium window and door systems are tested to comply with relevant standards and the National Construction Code (NCC) and to meet the specific requirements for bushfire zones, extreme weather conditions, elevated openings and noise abatement.

## IMPORTANT NOTE

When ordering Vantage windows or doors for bushfire applications, cyclone regions or applications where SAFE4KIDS™ features are required, make sure you tell your fabricator up-front. Products must be manufactured specifically to comply with requirements for these applications.



## AS2047

To ensure performance in all weathers, all Vantage systems meet or exceed the requirements of AS2047 for materials, construction, strength, water and airtightness.



## Bushfire Rated

BAL-40 tested products meet requirements for windows under AS3959-2009, the Australian standard for construction in bushfire-prone areas.



## Cyclone Tested

Cyclone tested Vantage window and door systems meet and exceed the requirements for windows and doors in cyclone regions C & D under the NCC and AS1170-2002.



## SAFE4KIDS™

Our SAFE4KIDS™ products have been tested to comply with the requirements set out by the NCC for operable windows in elevated applications.



## Acoustics

Vantage window and door systems have been assessed by the National Acoustic Laboratories for the abatement of airborne sound transmission.

# Tested Systems



AS2047



BAL-40



Safe4Kids™



Cyclone



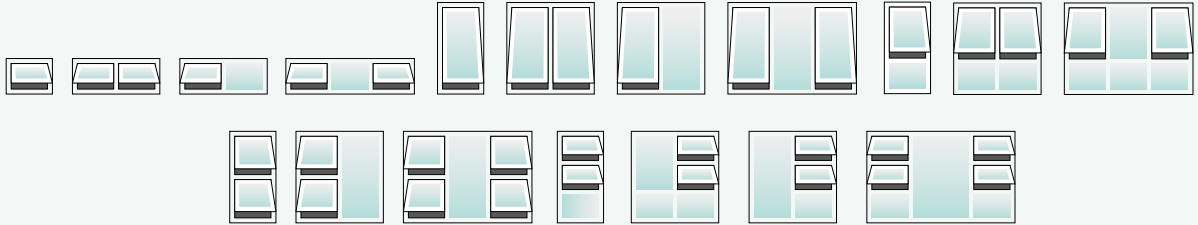
Sound

	AS2047	BAL-40	Safe4Kids™	Cyclone	Sound	
Residential Series	Series 504 Sliding Window	•	•	•	•	
	Series 514 Double Hung Window	•	•	•	•	
	Series 516 Awning Window	•	•	•	•	
	Series 517 Awning Window	•	•	•	•	
	Series 541 Sliding Door	•		N/A		•
	Series 542 DStacker™ Sliding Door	•	•	N/A		•
	Series 549 Entry Door	•	•	N/A		
	Series 752 High Performance Sliding Window	•		•		
	Series 756 High Performance Awning Window	•		•		
	Series 758 High Performance Sliding Door	•		N/A		
ComfortEDGE™	Series 753 Sliding Window	•		•		
	Series 755 Awning Window	•		•		
	Series 759 Sliding Door	•		N/A		
Designer Series	Series 525 Louvre Windows	•		•		
	Series 546 Bi-fold Window	•		N/A		
	Series 548 French Doors	•	•	N/A		•
	Series 548 Bi-fold Doors	•	•	N/A		
	Series 602 MAGNUM™ Sliding Window	•	•	•	•	•
	Series 613 MAGNUM™ Double Hung Window	•	•	•		•
	Series 614 Sashless Double Hung Window	•		•		•
	Series 616 MAGNUM™ Awning Window	•	•	•	•	•
	Series 618 MAGNUM™ Sliding Door	•	•	N/A	•	•
ThermalHEART™	Series 726 Awning Window	•	•	•		•
	Series 729 Hinged Door	•	•	N/A		
	Series 730 Bi-fold Door	•	•	N/A		
	Series 731 Sliding Door	•	•	N/A		•

# Typical Configurations

## Awning Windows

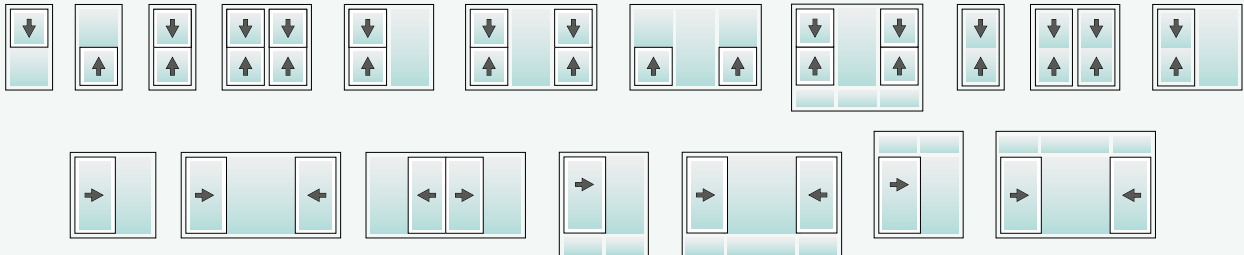
MANY OF THESE WINDOWS CAN ALSO BE MADE AS A CASEMENT (SIDE OPENING) WINDOW.



## Bi-fold Windows



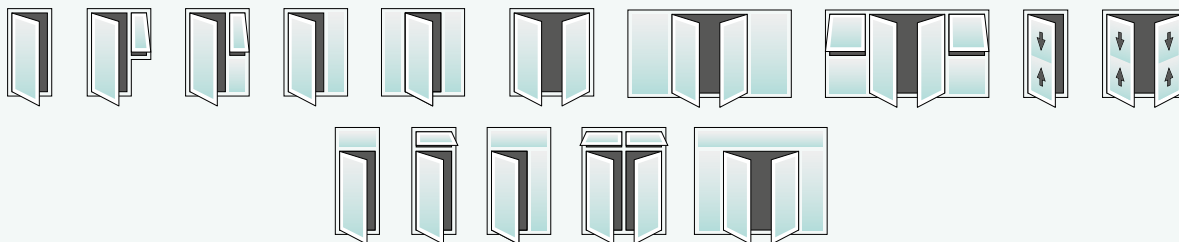
## Sliding & Double Hung Windows



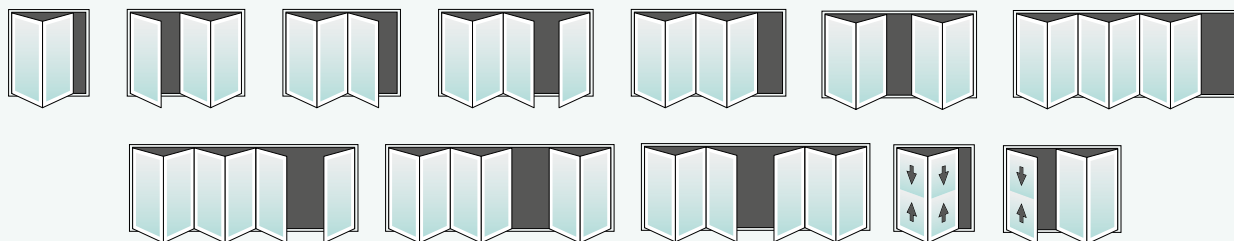
**NOTE** The configurations on these pages should be used as a guide only. To get the most out of your windows and doors, visit your local Vantage supplier to create the ideal configuration for your site, style and needs.



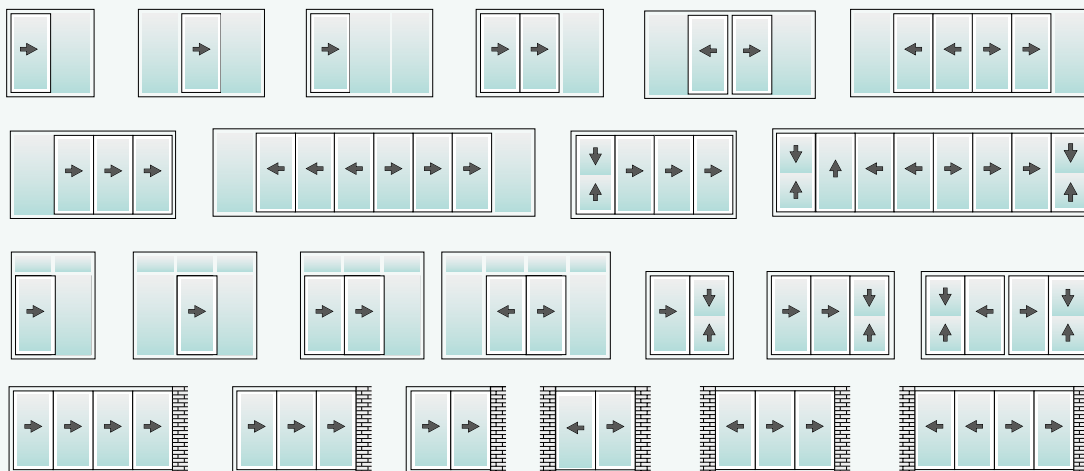
## Hinged Doors



## Bi-fold Doors



## Sliding Doors



# Colours & Finishes



You've chosen the perfect style of windows and doors for your home. Now it's time to choose a finish and colour scheme that will make your house a home.

## Finishes

### Anodising

Anodising is an electrochemical treatment available in a range of colours, including standard finishes of natural silver, bronze and black.

Anodising is an excellent choice for harsh environmental applications and extended warranty grades up to 25 years are available.

### Powder Coating

Powder coating is a tough, durable baked-on coating available in a huge array of colours. Talk to your local fabricator about our great standard range of colours and affordable colour-matched hardware.

Warranty grade powder coat finishes are available for harsh environmental conditions.


## Colour Advice

- For a colour that complements the house cladding, consider a tone a few shades lighter or darker.
- Choosing the same colour as the house can give a very clean look, especially in white or cream tones.
- Contrasting joinery colours are popular. Many people love darker greens, blues, greys or black.
- Dark or black joinery against a light-coloured house can look very sharp and attractive. Matching the joinery colour to the roof or fascia for a unified look is also a great option.
- Selecting a neutral joinery colour, like white, cream, taupe, or black gives you flexibility if you ever want to update your colour scheme.


For more information, head to [awsaustralia.com.au/vantage/colour](https://awsaustralia.com.au/vantage/colour)

# Our Powder Coat Range


## Standard Colours



## Selected Pearls




# Key

 COLOUR MATCHED HARDWARE AVAILABLE

**NOTE** The finishes displayed on this page are a guide only and may not be actual representations of the actual finish. For powder coat samples, you can order samples from the colour page on the Vantage website. Your local Vantage supplier may also have samples by request. For custom powder coat requests, see your local fabricator for more information.

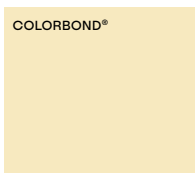
## Popular Colours




Rivergum Beige  
GLOSS 2018



Magnolia  
GLOSS 2012



Classic Cream®  
MATT 2033



White Birch  
GLOSS 2026




Pottery  
SATIN 2017




Stone Beige  
MATT 2031




Silver Grey  
MATT 2021



Windspray®  
MATT 2024



Pale Eucalypt®  
MATT 2015



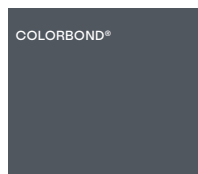
Wilderness®  
MATT 2030



Basalt  
MATT 2027



Wallaby  
MATT 2034



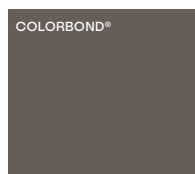
Ironstone®  
MATT 2010



Berry Grey  
SATIN 2032



Dark Grey  
MATT 2005



Jasper®  
MATT 2011



Hammersley Brown  
SATIN 2008

# The Right Glass

Choosing the right glass for your windows and doors can pay big dividends in energy efficiency and comfort levels.



WINDOWS Portland Aluminium & Glass DESIGNER Donna Monagan, Form & Function Building Designs

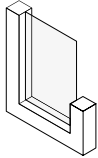


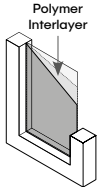


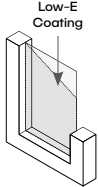



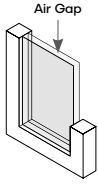






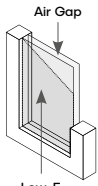



Glass not only insulates you from temperature extremes, it also controls the passage of light and heat in and out of the home.

There are five key considerations when thinking about glass for your home:

- Natural light
- Heat gain
- Heat loss
- Safety and security
- Acoustics

High-performance glass can be used to reduce noise, overcome site limitations and demanding window orientations, and control UV and glare without compromising your home's energy efficiency.

An understanding of your local climate is key to choosing the optimal high-performance glass.

Glazing type		Attributes	Glare Reduction	Solar Heat Performance	Insulation/ Energy Efficiency
	Ordinary Glass	<ul style="list-style-type: none"> <li>→ Float - 4mm – 6mm</li> <li>→ Toughened - 6mm Grade A Safety Glass</li> </ul>			
	Ordinary Glass Toned	<ul style="list-style-type: none"> <li>→ Float - 4mm – 6mm</li> <li>→ Improved solar heat reduction over clear glass.</li> </ul>			
	Laminated Safety Glass	<ul style="list-style-type: none"> <li>→ 6.38mm Grade A Safety Glass</li> </ul>			
	Laminated Safety Glass Toned	<ul style="list-style-type: none"> <li>→ 6.38mm Grade A Safety Glass</li> <li>→ Improved solar heat reduction over clear glass.</li> </ul>			
	Low E Hardcoat	<ul style="list-style-type: none"> <li>→ 4mm – 6.38mm</li> <li>→ Available in Grade A safety glass</li> <li>→ Improved solar heat reduction over ordinary glass.</li> <li>→ Clear, grey, green &amp; neutral</li> <li>→ Up to 41% more effective than ordinary glass.</li> </ul>			
	Double Glaze	<ul style="list-style-type: none"> <li>→ Insulated Glazing Unit (IGU) thickness: 16mm-32mm</li> <li>→ Improved solar heat reduction over single glazing.</li> <li>→ Improved insulation over single glazing.</li> </ul>			
	Double Glaze Toned	<ul style="list-style-type: none"> <li>→ Insulated Glazing Unit (IGU) thickness: 16mm-32mm</li> <li>→ Improved solar heat reduction over clear double glazing</li> <li>→ Up to 32% more effective than clear IGUs.</li> <li>→ Improved insulation over single glazing.</li> </ul>			
	Double Glaze Low E Softcoat or Hardcoat	<ul style="list-style-type: none"> <li>→ Insulated Glazing Unit (IGU) thickness: 16mm-32mm</li> <li>→ High performance insulating glass with inert gas fill as standard. Developed specifically for high energy efficiency and solar heat reduction performance.</li> </ul>			

KEY  Good  Better  Best

The performance ratings indicated in the table are that of the highest performing product in that category for that characteristic. Performance will differ by product and suitability of each product for your application will differ according to the environment and location of use.

For detailed glass performance data contact your local Vantage® Manufacturer.

# Byron Bay Studio

ARCHITECT Harley Graham Architects  
WINDOWS SGA  
PHOTOGRAPHY Andy MacPherson



With her wealth of knowledge gained from working on the Nine Network's *The Block* and *Reno Rumble*, Australian television personality Shelley Craft is no stranger to the world of renovations. So, when she decided to build a new studio in a sunny corner of her backyard, it's no surprise she had a clear (and unique!) vision of what she wanted to achieve.

The actual house is only eight years old but it has a distinct mid-century design style. "I really wanted to keep that sort of streamlined, mid-century style profile for the studio as well," says Shelley. "Harley Graham Architects, who I know does a lot of work with AWS, came over. He's a local here in Byron, so





we just sat for a while on the deck, looked out to the space and thought, what can we create here...We decided it would be best to be in keeping with the original home and I think he absolutely nailed it."

A significant design feature was how the studio would look when viewed from inside the main house. Shelley wanted it to appear like it was floating on a concrete shelf. The inclusion of LED lighting adds to the effect. "It looks almost like a floating spaceship at night!" she says.

"Cross ventilation was hugely important. It was top of my list so we've got these amazing louvres in the bathroom flowing through to the louvres in the bedroom plus the open sliding doors, it's just this beautiful feeling of having the fan on all day long in there."



One of the challenges was creating a space that could feel like a pavilion, as opposed to a big, heavy building or simply another part of the house. In consultation with AWS fabricator, SGA Windows, Shelley decided the Vantage sliding door was really the only option for her. "Once I saw it I thought, it's got all the qualities that we were looking for: that sort of nice, wide frame that matched in with the existing house. Of course, the aluminium is perfect because it [the clear anodised finish] blends, these beautiful big D handles that sort of have a lot of strength to them but they slide so seamlessly. They're big, heavy doors and yet they just float over and fit perfectly into the slab. It looks like it's been here forever."

# Bundaroo Street

ARCHITECT Tziallas Omeara Architecture Studio  
BUILDER AJ Corby Constructions  
WINDOWS Hanlon Windows  
PHOTOGRAPHY Tom Ferguson



A rich palette of materials, exquisite interior styling and the most energy efficient products on the market.

A heritage listed house within the Bowral conservation area that used to be a B&B is nestled behind a rhododendron tree. An extension to the back of the cottage, that cannot be seen from the front of the home, has an industrial chic feel which makes for a superb contrast to the original front section of the home.



Architect Tina Tziallas of Tziallas Omeara Architecture Studio said, "We had to marry contemporary design, thermal performance, heritage and a very complex build on quite a restrained site". This made Bundaroo a very dynamic project, where Tina worked closely with the client, the builder and AWS window fabricator, Hanlon Windows.

Hanlon Windows were involved from the design stage. The brief was for large windows and doors including an extensive amount of glazing for maximum natural light.

Being located in the Southern Highlands where a cooler climate is certain each year, the AWS ThermalHEART™ product was specified.

An impressive louvre gallery was envisaged as an indoor/outdoor space that visually connects the guest wing to the rest of the house and cross ventilation was key. At certain times of the day, the louvres create amazing shadows along the polished concrete floor; an artwork that is constantly changing as the day unfolds.

At either end of the louvre gallery are external thermally broken doors. This ensured that at those times of the year when it's cold, performance of the louvered space does not impact on the performance of the rest of the home.

With an array of modern fixtures, a great feature of the home is the heating system in place, a geothermal system. A geothermal heat pump extracts heat from the ground which is then put to use for the heated floor, the swimming pool and the hot water system. This design idea supports the reason why ThermalHEART™ was chosen for this energy efficient home.

With a rich palette of materials, exquisite interior styling and the most energy efficient products on the market, Bundaroo is an apt example of a successful, contemporary, sustainable home in the Southern Highlands which is changing the design world in regional Australia.

# Peregian Beach

**ARCHITECT** Joylon Robinson, Robinson Architects  
**WINDOWS** Lifestyle Windows  
**BUILDER** Shoreline Constructions  
**PHOTOGRAPHY** Courtesy of Lifestyle Windows





Peregian Beach is a tiny piece of paradise on Queensland's Sunshine Coast. With its proximity to sapphire-blue waters, salted air and white sands that seem to stretch forever, it fits every cliché you could possibly throw at it. Is it any wonder the owners wouldn't let any challenge stand between their new home and the beauty of the surrounding environs?

One of the most challenging aspects of the build included a very steep and sandy block. In fact, just holding back the sand was to be a feat in itself. Other challenges were the need to select building materials that could withstand extremes of temperature and winds while minimising the site's carbon footprint and ensuring the occupants' comfort.

The challenge of the steep block was overcome using careful landscape-tiering and placing the majority of the living areas on one level. To ensure outstanding sustainability and comfort outcomes, the experts at Lifestyle Windows recommended using energy-efficient glass, and windows and doors from the world-class AWS range.



Series 618 sliding doors allowed large panels to be installed in the living areas and bedrooms, removing any impediment to the sweeping views. Series 525 louvres glazed with SolTech Neutral glass open the home up to the sea breeze and the great outdoors whilst satisfying climate assessment requirements. Series 400 Commercial framing was used for the large expanses of clerestory glazing that flood the house with abundant natural light.

According to Lifestyle Windows, "The clients remained positive and excited throughout the entire build, and the awesome team of subbies and carpenters were all determined to achieve a quality build. Despite all the obstacles, it turned out to be one of the best locations in Australia to go to work every day!"

# The Vantage Fabricator Network



We have the largest network of independent window manufacturers in Australia – more than 200!

There's a great chance that there's one near you with a passion for great work and exceptional customer service. Licensed and highly trained, they're locals who understand the specific requirements of your environment.

If you need good advice and fantastic products, talk to your nearby Vantage fabricator. They're here to help.



PHOTO Scott Shirley Photography



# Sensational Showrooms

Want to drop in to your nearest showroom and check out the range firsthand?

To find a manufacturer and showroom near you, go to [vantagewindows.com.au](http://vantagewindows.com.au)



## Australian made aluminium windows and doors.

For more information and to find your local Vantage® suppliers:

[vantagewindows.com.au](http://vantagewindows.com.au)

For design inspiration & tips, follow us:

 [vantagewindowsaus](https://www.instagram.com/vantagewindowsaus)

 [vantageaustralia](https://www.facebook.com/vantageaustralia)



ABN 48 067 950 903

**HEAD OFFICE**  
76-78 Jedda Road,  
Prestons NSW 2170

PO BOX 311  
Liverpool NSW 1871

### HAVE QUESTIONS?

Call us at 1300 026 189 or email [marketing@awsaustralia.com.au](mailto:marketing@awsaustralia.com.au)

