



# Wet Area Solutions (Aust) Pty Ltd

Proudly Australian

Suppliers of a range of unique solutions for protecting wet areas in domestic and commercial construction

- Solid Surface Shower Bases
- Tile-Over Shower Trays
- DensShield® Waterproof Tile Backer Board









# Solid Surface Shower Bases



Designed & manufactured in Australia  
by an Australian owned company

**High Quality**—Solid Surface Shower Bases are made from an advanced blend of natural minerals, pigments and acrylic resin and do not contain crystalline Silica.

**Low Profile**—This Shower Base is one of the world's thinnest but is extremely resilient and strong. They are designed to create a seamless look from your floor to your shower base.

**Easy Care**—They are completely non porous, easy to clean, stain resistant and slip resistant

We also manufacture CUSTOM SIZED bases to order—please call us to discuss



Available with round or channel outlet

Round outlet bases are only 22mm (at the highest point) whilst our channel outlet bases are only 34mm high (at the highest point) — all bases have a built in fall to the waste.





# Tile-Over Shower Trays

## 100% Leak Proof - Your Insurance


One piece mould - NO JOINS to fail and cause leakage  
Unique 'lip/flashing' design



To view our video installation guide, visit our website  
[www.wetareas.com.au](http://www.wetareas.com.au)

### Supplied with

- Pre-folded flashing (3 sides) to suit 6mm wall board
- Adjustable height waste 80 x 80mm outlet kit (includes grate)
- Vinyl waste available on request (at time of ordering)





# Square or Channel Outlet



Designed & manufactured in Australia  
by an Australian owned company

- ✓ Custom sizes available—Call us to discuss
- ✓ Moulded in fall to waste
- ✓ Extremely strong - Lightweight - Maintenance free
- ✓ Easy to install - simplified plumbing connection - non check-in
- ✓ Manufactured with 3 or 4 lips (easily trimmed for multiple side level entry)
- ✓ Suitable for masonry, timber, cfc or steel frame
- ✓ AS3740-2010 compliant

Drain tray available with tile-in channel or patterned insert



Drain tray with built in fall to centre and 'wings' to prevent leakage

## Supplied with

- Pre-folded flashing (3 sides)
- 50mm PVC Adaptor
- Drain Tray and choice of
  - Tile-In Channel Insert
  - Patterned Insert

Made from 316 Marine Grade Stainless Steel





# DensShield® Waterproof

First tile backer board with a built-in moisture barrier

Eliminates the process of applying an additional waterproofing membrane

Installs in 3 easy steps

Measure & Cut - Fasten - Caulk & Tape

DensShield® FEATURES	DensShield® ADVANTAGES	DensShield® BENEFITS
<b>PROTECTS TILE INSTALLATION</b>		
<ul style="list-style-type: none"> <li>• Unique grey heat cured acrylic coating</li> <li>• Moisture resistant treated core</li> <li>• Mould resistant – Score 10</li> <li>• GREENGUARD Microbial resistant</li> </ul>	<ul style="list-style-type: none"> <li>• Protects tile installation and stops moisture migration into wall cavity</li> <li>• Outperforms cement backers by stopping moisture at the surface</li> <li>• Virtually no wicking compared to other backer boards</li> <li>• No additional waterproofing membrane required</li> </ul>	<ul style="list-style-type: none"> <li>• Ideal for floors, showers, kitchens, countertops and other wet, high-humidity areas</li> <li>• Fewer call backs</li> </ul>
<b>EASY TO INSTALL</b>		
<ul style="list-style-type: none"> <li>• Scores and snaps easily with a standard utility knife</li> <li>• Light weight; 30% lighter than the leading cement boards brands</li> <li>• Easy to handle sizes</li> </ul>	<ul style="list-style-type: none"> <li>• Non-abrasive to fixtures in tub and shower installations</li> <li>• Can fasten close to edge for easy application over plywood flooring and wall framing</li> </ul>	<ul style="list-style-type: none"> <li>• Lower installed costs (NAHB study showed DensShield® Tile Backer 46% faster to install than cement board)</li> </ul>
<b>STRONG AND DURABLE</b>		
<ul style="list-style-type: none"> <li>• Flexural strength is approximately the same in both directions</li> </ul>	<ul style="list-style-type: none"> <li>• Wall and ceiling applications can be either parallel or perpendicular to the supporting member</li> </ul>	<ul style="list-style-type: none"> <li>• Fewer panel joints</li> </ul>
<b>LIFETIME LIMITED WARRANTY</b>		
When used in residential tile installations*		
<ul style="list-style-type: none"> <li>• Backed by Georgia-Pacific, a world leader in building products manufacturing</li> <li>• 20-Year limited warranty for commercial installations*</li> </ul>		<ul style="list-style-type: none"> <li>• Peace of mind for contractor and home owner</li> </ul>

\*See warranties for complete terms, conditions and limitations. For a copy of the warranty or for technical details, call 1300 526 879



Appraisal No. 1066[2019]

DENSHIELD® TILE BACKER BOARD SYSTEM

DensShield® Waterproof Tile Backer Board is suitable for commercial and residential use and has been tested, appraised and certified by BRANZ and meets the below performance of the BCA

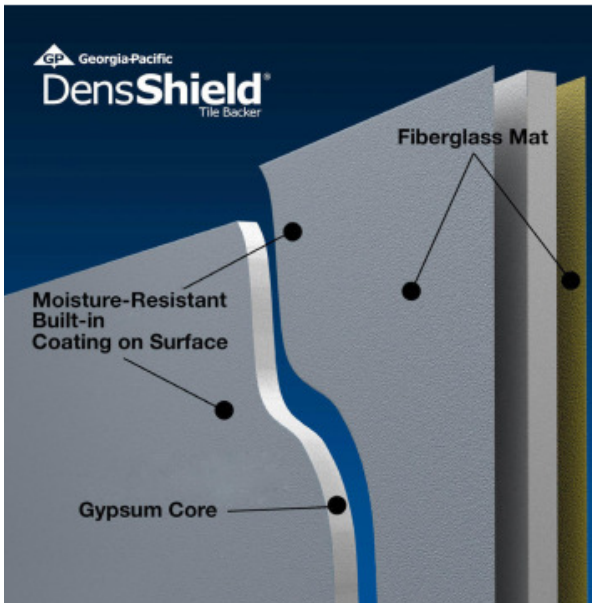
National Construction Code series (NCC 2019)  
- Building code of Australia (BCA)

BCA Volume 1—Class 2 to 9 Buildings  
Part F1—Damp and Weatherproofing

BCA Volume 2—Class 1 and 10 Buildings  
Part 2.4—Health and Amenity

Meets and exceeds AS3740-2010

# Tile Backer Board



## GREY, HEAT-CURED ACRYLIC SURFACE COATING

The grey coating on the tile application side of DensShield Tile Backer is a multi-coat, heat-cured, copolymer acrylic that provides a moisture barrier that stops water and retards moisture at the surface. This coating also serves as an ideal bondable surface for a variety of tile setting mortars and mastics. Because of this coating, no additional moisture barrier is required or recommended behind DensShield Tile Backer to protect the wall cavity.

## FIBREGLASS MATS ON BOTH SIDES OF PANEL

To add strength and rigidity, the core has fiberglass mats on both sides of the panel that are impregnated into the panel in the manufacturing process. This construction, combined with the tile-side acrylic coating, eliminates the possibility of delamination associated with paper-faced gypsum board. The added strength also means that DensShield Tile Backer can be fastened either vertically or horizontally to the supporting framing members, which can result in fewer joints.

## MOISTURE RESISTANT TREATED CORE

The high-performance, moisture-resistant core of DensShield Tile Backer is specially treated to add further moisture protection. The specially engineered core doesn't allow DensShield Tile Backer panels to wick moisture like competing cement board products.



## DensShield® Industry Approved Testing

- Percolation Test—ICBO-ES
- Shower Test—CTC-Geotek
- Water Vapour Transmission—ASTM E96
- Moisture-Wick Testing—CTI-T83
- Mould Resistance Testing—ASTM D 3273
- Sustainable Product Testing—ASTM D 6329-98
- Floor Testing—Robinson Floor Test ASTM C 627
- Adhesion Bond Testing—CTC-Geotek
- Conforms to IRC and IBC codes
- Manufactured to meet ASTM C1178
- Product Approval by ICC-ES



**DensShield®**  
Tile Backer




To order, or for enquiries

Phone: 1 300 526 879

Email: [sales@wetareas.com.au](mailto:sales@wetareas.com.au)

Web: [www.wetareas.com.au](http://www.wetareas.com.au)



### SQUARE OUTLET TILE-OVER TRAY SYSTEMS

Includes Tile-Over Tray + Pre-folded Flashing (3 sides) + Puddle Flange/Outlet Kit

Item Code	Size/Outlet Position
103-CO-09-09	Tile-Over Tray 900 x 900 Centre Outlet (3 Sided)
103-RO-09-09	Tile-Over Tray 900 x 900 Rear Outlet (3 Sided)
104-RO-09-09	Tile-Over Tray 900 x 900 Rear Outlet (4 Sided)
104-RO-09-11	Tile-Over Tray 900 x 1100 Rear Outlet (4 Sided)
104-RO-09-12	Tile-Over Tray 900 x 1200 Rear Outlet (4 Sided)
104-RO-09-14	Tile-Over Tray 900 x 1400 Rear Outlet (4 Sided)
104-RO-09-17	Tile-Over Tray 900 x 1700 Rear Outlet (4 Sided)
103-CO-10-10	Tile-Over Tray 1000 x 1000 Centre Outlet (3 Sided)
103-RO-10-10	Tile-Over Tray 1000 x 1000 Rear Outlet (3 Sided)
104-RO-10-15	Tile-Over Tray 1000 x 1500 Rear Outlet (4 Sided)
103-CO-12-09	Tile-Over Tray 1200 x 900 Centre Outlet (3 Sided)
103-RO-12-09	Tile-Over Tray 1200 x 900 Rear Outlet (3 sided)
104-CU-10-10	Tile-Over Tray Custom up to 1000 x 1000 (4 sided)
104-CU-10-15	Tile-Over Tray Custom up to 1000 x 1500 (4 sided)
Custom sizing available, please call to discuss	
* Sizes are nominal - check technical drawings available at <a href="http://www.wetareas.com.au">www.wetareas.com.au</a>	

### CHANNEL OUTLET TILE-OVER TRAY SYSTEMS

Includes Tile-Over Tray + Pre-folded Flashing (3 sides) + Drain Tray + Tile-In or Patterned Insert

Item Code	Size/Outlet Position
504-TI-09-09	Tile-Over Tray System 900 x 900 Rear Channel Tile-In
504-TI-12-09	Tile-Over Tray System 1200 x 900 Rear Channel Tile-In
504-TI-09-12	Tile-Over Tray System 900 x 1200 Rear Channel Tile-In
504-WM-09-09	Tile-Over Tray System 900 x 900 Rear Channel Mesh
504-WM-12-09	Tile-Over Tray System 1200 x 900 Rear Channel Mesh
504-WM-09-12	Tile-Over Tray System 900 x 1200 Rear Channel Mesh
Custom sizing available, please call to discuss	
* Sizes are nominal - check technical drawings available at <a href="http://www.wetareas.com.au">www.wetareas.com.au</a>	



### DensShield® WATERPROOF TILE BACKER

Sold in pack of 2

Item Code	Size
601-08-122-244	DensShield 8mm 2438mm x 1220mm
601-10-122-244	DensShield 10mm 2438mm x 1220mm
601-13-122-244	DensShield 13mm 2438mm x 1220mm
601-16-122-244	DensShield 16mm 2438mm x 1220mm
* Sizes are nominal	

### SOLID SURFACE SHOWER BASES

Includes Shower Base with 2 Wall Lips + 2 Screen Lips + Chrome-Plated Solid Brass or Channel Outlet made from Solid Surface

Item Code	Size/Outlet Position
202-LH-09-09	Solid Surface Shower Base 900 x 900 Left Hand Outlet
202-RH-09-09	Solid Surface Shower Base 900 x 900 Right Hand Outlet
202-RO-09-12	Solid Surface Shower Base 900 x 1200 Rear Outlet
202-RO-12-09	Solid Surface Shower Base 1200 x 900 Rear Outlet
244-LH-09-09	Solid Surface Shower Base 900 x 900 Left Channel Outlet
244-RH-09-09	Solid Surface Shower Base 900 x 900 Right Channel Outlet
244-RO-09-12	Solid Surface Shower Base 900 x 1200 Rear Channel Outlet
244-RO-12-09	Solid Surface Shower Base 1200 x 900 Rear Channel Outlet
Custom sizing available, please call us discuss	
* Sizes are nominal - check technical drawings available at <a href="http://www.wetareas.com.au">www.wetareas.com.au</a>	